ALIBABA CLOUD

# Alibaba Cloud

## CloudMonitor

## API Reference

Document Version: 20220622

Alibaba Cloud

# Legal disclaimer

Alibaba Cloud reminds you to carefully read and fully understand the terms and conditions of this legal disclaimer before you read or use this document. If you have read or used this document, it shall be deemed as your total acceptance of this legal disclaimer.

1. You shall download and obtain this document from the Alibaba Cloud website or other Alibaba Cloud-authorized channels, and use this document for your own legal business activities only. The content of this document is considered confidential information of Alibaba Cloud. You shall strictly abide by the confidentiality obligations. No part of this document shall be disclosed or provided to any third party for use without the prior written consent of Alibaba Cloud.

2. No part of this document shall be excerpted, translated, reproduced, transmitted, or disseminated by any organization, company or individual in any form or by any means without the prior written consent of Alibaba Cloud.

3. The content of this document may be changed because of product version upgrade, adjustment, or other reasons. Alibaba Cloud reserves the right to modify the content of this document without notice and an updated version of this document will be released through Alibaba Cloud-authorized channels from time to time. You should pay attention to the version changes of this document as they occur and download and obtain the most up-to-date version of this document from Alibaba Cloud-authorized channels.

4. This document serves only as a reference guide for your use of Alibaba Cloud products and services. Alibaba Cloud provides this document based on the "status quo", "being defective", and "existing functions" of its products and services. Alibaba Cloud makes every effort to provide relevant operational guidance based on existing technologies. However, Alibaba Cloud hereby makes a clear statement that it in no way guarantees the accuracy, integrity, applicability, and reliability of the content of this document, either explicitly or implicitly. Alibaba Cloud shall not take legal responsibility for any errors or lost profits incurred by any organization, company, or individual arising from download, use, or trust in this document. Alibaba Cloud shall not, under any circumstances, take responsibility for any indirect, consequential, punitive, contingent, special, or punitive damages, including lost profits arising from the use or trust in this document (even if Alibaba Cloud has been notified of the possibility of such a loss).

5. By law, all the contents in Alibaba Cloud documents, including but not limited to pictures, architecture design, page layout, and text description, are intellectual property of Alibaba Cloud and/or its affiliates. This intellectual property includes, but is not limited to, trademark rights, patent rights, copyrights, and trade secrets. No part of this document shall be used, modified, reproduced, publicly transmitted, changed, disseminated, distributed, or published without the prior written consent of Alibaba Cloud and/or its affiliates. The names owned by Alibaba Cloud shall not be used, published, or reproduced for marketing, advertising, promotion, or other purposes without the prior written consent of Alibaba Cloud. The names owned by Alibaba Cloud include, but are not limited to, "Alibaba Cloud", "Aliyun", "HiChina", and other brands of Alibaba Cloud and/or its affiliates, which appear separately or in combination, as well as the auxiliary signs and patterns of the preceding brands, or anything similar to the company names, trade names, trademarks, product or service names, domain names, patterns, logos, marks, signs, or special descriptions that third parties identify as Alibaba Cloud and/or its affiliates.

6. Please directly contact Alibaba Cloud for any errors of this document.

# Document conventions

| Style | Description | Example |
| --- | --- | --- |
| Danger | A danger notice indicates a situation that will cause major system changes, faults, physical injuries, and other adverse results. | **Danger:**<br>Resetting will result in the loss of user configuration data. |
| Warning | A warning notice indicates a situation that may cause major system changes, faults, physical injuries, and other adverse results. | **Warning:**<br>Restarting will cause business interruption. About 10 minutes are required to restart an instance. |
| Notice | A caution notice indicates warning information, supplementary instructions, and other content that the user must understand. | **Notice:**<br>If the weight is set to 0, the server no longer receives new requests. |
| Note | A note indicates supplemental instructions, best practices, tips, and other content. | **Note:**<br>You can use Ctrl + A to select all files. |
| > | Closing angle brackets are used to indicate a multi-level menu cascade. | Click **Settings**> **Network**> **Set network type**. |
| **Bold** | Bold formatting is used for buttons , menus, page names, and other UI elements. | Click **OK**. |
| `Courier font` | Courier font is used for commands | Run the `cd /d C:/window` command to enter the Windows system folder. |
| *Italic* | Italic formatting is used for parameters and variables. | `bae log list --instanceid` *Instance_ID* |
| [] or [a\|b] | This format is used for an optional value, where only one item can be selected. | `ipconfig [-all\|-t]` |
| {} or {a\|b} | This format is used for a required value, where only one item can be selected. | `switch {active\|stand}` |

# Table of Contents

1.API Reference (2019-01-01) 11
1.1. List of operations by function 11
1.2. Request methods 17
1.3. Signature method 20
1.4. Common parameters 23
1.5. RAM authorization 25
1.6. Obtain an AccessKey pair 28
1.7. Application groups 30
1.7.1. CreateMonitorGroup 30
1.7.2. CreateMonitorGroupInstances 32
1.7.3. CreateMonitorGroupByResourceGroupId 36
1.7.4. CreateMonitorGroupNotifyPolicy 39
1.7.5. CreateGroupMonitoringAgentProcess 42
1.7.6. PutMonitorGroupDynamicRule 46
1.7.7. ModifyMonitorGroupInstances 49
1.7.8. ModifyMonitorGroup 52
1.7.9. ModifyGroupMonitoringAgentProcess 53
1.7.10. DescribeMonitorGroupDynamicRules 57
1.7.11. DescribeMonitorGroupInstanceAttribute 60
1.7.12. DescribeMonitorGroupCategories 70
1.7.13. DescribeMonitorGroups 73
1.7.14. DescribeMonitorGroupInstances 80
1.7.15. DescribeGroupMonitoringAgentProcess 84
1.7.16. DescribeMonitorGroupNotifyPolicyList 91
1.7.17. DeleteMonitorGroupNotifyPolicy 94
1.7.18. DeleteMonitorGroupInstances 96

1.7.19. DeleteMonitorGroupDynamicRule 99
1.7.20. DeleteMonitorGroup 101
1.7.21. DeleteGroupMonitoringAgentProcess 103
1.7.22. CreateGroupMetricRules 104
1.7.23. PutGroupMetricRule 118
1.7.24. AddTags 130
1.7.25. RemoveTags 133
1.7.26. DescribeTagKeyList 135
1.7.27. DescribeTagValueList 136
1.7.28. DescribeProductResourceTagKeyList 139
1.7.29. CreateDynamicTagGroup 141
1.7.30. DescribeDynamicTagRuleList 145
1.7.31. DeleteDynamicTagGroup 151
1.8. Host monitoring 152
1.8.1. DeleteMonitoringAgentProcess 152
1.8.2. DescribeMonitoringAgentStatuses 154
1.8.3. DescribeMonitoringAgentAccessKey 157
1.8.4. UninstallMonitoringAgent 158
1.8.5. InstallMonitoringAgent 160
1.8.6. CreateMonitoringAgentProcess 163
1.8.7. DescribeMonitoringAgentProcesses 164
1.8.8. DescribeMonitoringAgentHosts 168
1.8.9. DescribeMonitoringAgentConfig 173
1.8.10. CreateMonitorAgentProcess 175
1.8.11. ModifyHostInfo 177
1.8.12. DescribeMonitoringConfig 179
1.8.13. PutMonitoringConfig 180
1.9. Availability monitoring 182

1.9.1. CreateHostAvailability 182
1.9.2. DeleteHostAvailability 189
1.9.3. ModifyHostAvailability 191
1.9.4. EnableHostAvailability 197
1.9.5. DescribeHostAvailabilityList 199
1.9.6. DescribeUnhealthyHostAvailability 207
1.9.7. DisableHostAvailability 209
1.10. Event monitoring 211
1.10.1. System events 211
1.10.1.1. SendDryRunSystemEvent 211
1.10.1.2. DescribeSystemEventMetaList 213
1.10.1.3. DescribeSystemEventCount 217
1.10.1.4. DescribeSystemEventAttribute 222
1.10.1.5. DescribeSystemEventHistogram 228
1.10.2. Custom events 238
1.10.2.1. DescribeCustomEventCount 238
1.10.2.2. DescribeCustomEventAttribute 241
1.10.2.3. PutCustomEvent 247
1.10.2.4. DescribeCustomEventHistogram 249
1.11. Custom monitoring 253
1.11.1. PutCustomMetric 253
1.11.2. PutCustomMetricRule 257
1.11.3. DescribeCustomMetricList 261
1.11.4. DeleteCustomMetric 263
1.12. Log monitoring 265
1.12.1. DescribeLogMonitorList 265
1.12.2. DescribeLogMonitorAttribute 270
1.12.3. DeleteLogMonitor 276

1.12.4. PutLogMonitor 278
1.13. Network Analysis and Monitoring 283
1.13.1. DisableSiteMonitors 283
1.13.2. DescribeSiteMonitorQuota 285
1.13.3. DescribeSiteMonitorAttribute 287
1.13.4. DeleteSiteMonitors 298
1.13.5. DescribeSiteMonitorISPCityList 300
1.13.6. DescribeSiteMonitorData 305
1.13.7. DescribeSiteMonitorStatistics 311
1.13.8. CreateSiteMonitor 314
1.13.9. EnableSiteMonitors 323
1.13.10. ModifySiteMonitor 325
1.13.11. DescribeSiteMonitorList 333
1.14. Cloud Products 341
1.14.1. DescribeProjectMeta 341
1.14.2. DescribeMetricLast 346
1.14.3. DescribeMetricMetaList 353
1.14.4. DescribeMetricList 361
1.14.5. DescribeMetricData 367
1.14.6. DescribeMetricTop 373
1.14.7. DescribeMonitorResourceQuotaAttribute 379
1.15. Alert service 386
1.15.1. Alert History 387
1.15.1.1. DescribeAlertHistoryList 387
1.15.1.2. DescribeAlertLogCount 394
1.15.1.3. DescribeAlertLogHistogram 398
1.15.1.4. DescribeAlertLogList 405
1.15.2. Alert templates 417

1.15.2.1. ApplyMetricRuleTemplate 417
1.15.2.2. DescribeMetricRuleTemplateAttribute 422
1.15.2.3. ModifyMetricRuleTemplate 429
1.15.2.4. DescribeMetricRuleTemplateList 451
1.15.2.5. CreateMetricRuleTemplate 455
1.15.2.6. DeleteMetricRuleTemplate 475
1.15.3. Threshold-triggered alert rules 476
1.15.3.1. PutResourceMetricRule 476
1.15.3.2. PutResourceMetricRules 492
1.15.3.3. DeleteMetricRules 512
1.15.3.4. DescribeMetricRuleCount 513
1.15.3.5. EnableMetricRules 516
1.15.3.6. DescribeMetricRuleList 517
1.15.3.7. DisableMetricRules 531
1.15.3.8. DescribeAlertingMetricRuleResources 532
1.15.3.9. PutMetricRuleTargets 542
1.15.3.10. DescribeMetricRuleTargets 547
1.15.3.11. DeleteMetricRuleTargets 550
1.15.3.12. CreateMetricRuleResources 552
1.15.3.13. DeleteMetricRuleResources 554
1.15.4. Event-triggered alert rules 555
1.15.4.1. DescribeEventRuleAttribute 556
1.15.4.2. PutEventRuleTargets 559
1.15.4.3. DeleteEventRuleTargets 565
1.15.4.4. EnableEventRules 566
1.15.4.5. DescribeEventRuleList 568
1.15.4.6. DeleteEventRules 574
1.15.4.7. DisableEventRules 575

1.15.4.8. PutEventRule 577
1.15.4.9. DescribeEventRuleTargetList 580
1.15.4.10. PutCustomEventRule 586
1.15.5. Alert contacts 589
1.15.5.1. DescribeContactListByContactGroup 589
1.15.5.2. DeleteContactGroup 592
1.15.5.3. DescribeContactGroupList 594
1.15.5.4. PutContact 597
1.15.5.5. DeleteContact 600
1.15.5.6. DescribeContactList 601
1.15.5.7. PutContactGroup 606
1.15.6. Initiative Alert List 608
1.15.6.1. DescribeProductsOfActiveMetricRule 608
1.15.6.2. EnableActiveMetricRule 616
1.15.6.3. DescribeActiveMetricRuleList 618
1.15.6.4. DisableActiveMetricRule 629
1.16. Hybrid Cloud Monitoring 631
1.16.1. PutHybridMonitorMetricData 631
1.16.2. CreateHybridMonitorTask 634
1.16.3. ModifyHybridMonitorTask 643
1.16.4. DeleteHybridMonitorTask 649
1.16.5. DescribeHybridMonitorTaskList 651
1.16.6. CreateHybridMonitorNamespace 659
1.16.7. ModifyHybridMonitorNamespace 662
1.16.8. DeleteHybridMonitorNamespace 664
1.16.9. DescribeHybridMonitorNamespaceList 665
1.16.10. CreateHybridMonitorSLSGroup 670
1.16.11. ModifyHybridMonitorSLSGroup 673

1.16.12. DeleteHybridMonitorSLSGroup 676
1.16.13. DescribeHybridMonitorSLSGroup 677
1.16.14. DescribeHybridMonitorDataList 682

# 1.API Reference (2019-01-01)

## 1.1. List of operations by function

The following tables describe the API operations that are available in CloudMonitor.

> **Note** Each API operation can be called up to 20 times per second. Each Alibaba Cloud account and the RAM users within the account share the quota.

### Application groups

| API | Description |
| --- | --- |
| CreateMonitorGroup | Creates an application group. |
| CreateMonitorGroupInstances | Adds resources to an application group. |
| CreateMonitorGroupByResourceGroupId | Creates an application group by using a resource group. |
| CreateMonitorGroupNotifyPolicy | Creates a policy to pause alert notifications for an application group. |
| CreateGroupMonitoringAgentProcess | Creates a process monitoring task for an application group. |
| PutMonitorGroupDynamicRule | Creates or modifies an alert rule for an application group. |
| ModifyMonitorGroupInstances | Changes the resources that are added to an application group. |
| ModifyMonitorGroup | Modifies an application group. |
| ModifyGroupMonitoringAgentProcess | Modifies a process monitoring task for an application group. |
| DescribeMonitorGroupDynamicRules | Queries the dynamic rules of an application group. |
| DescribeMonitorGroupInstanceAttribute | Queries the details of the instances in an application group. |
| DescribeMonitorGroupCategories | Queries the cloud services to which the resources in an application group belong and the number of resources that belong to each cloud service in the application group. |
| DescribeMonitorGroups | Queries application groups. |
| DescribeMonitorGroupInstances | Queries the resources in an application group. |
| DescribeGroupMonitoringAgentProcess | Queries the process monitoring tasks for an application group. |

| API | Description |
| --- | --- |
| DescribeMonitorGroupNotifyPolicyList | Queries policies that are used to pause alert notifications for an application group. |
| DeleteMonitorGroupNotifyPolicy | Deletes a policy that is used to pause alert notifications for a specified application group. |
| DeleteMonitorGroupInstances | Removes instances from an application group. |
| DeleteMonitorGroupDynamicRule | Deletes a rule that is used to dynamically add the instances of a service to an application group. |
| DeleteMonitorGroup | Deletes an application group. |
| DeleteGroupMonitoringAgentProcess | Deletes a process monitoring task for an application group. |
| CreateGroupMetricRules | Creates multiple alert rules for an application group at a time. |
| PutGroupMetricRule | Creates or modifies an alert rule for an application group. |
| CreateHostAvailability | Creates an availability monitoring task. |
| ModifyHostAvailability | Modifies an availability monitoring task. |
| DeleteHostAvailability | Deletes one or more availability monitoring tasks. |
| EnableHostAvailability | Enables the specified availability monitoring tasks. |
| DescribeHostAvailabilityList | Queries availability monitoring tasks. |
| DescribeUnhealthyHostAvailability | Queries unhealthy instances. |
| DisableHostAvailability | Disables the specified availability monitoring tasks. |
| AddTags | Creates one or more tags for the specified resources. |
| DescribeTagValueList | Queries tag values. |
| DescribeTagKeyList | Queries tag keys. |
| RemoveTags | Deletes one or more tags. |
| CreateDynamicTagGroup | Creates a tag rule based on which instances of cloud services can be automatically added to an application group. |
| DescribeProductResourceTagKeyList | Queries the keys of all tags that are attached to cloud resources in a specified region. |
| DescribeDynamicTagRuleList | Queries tag rules. |
| DeleteDynamicTagGroup | Deletes a tag rule. |

## Host monitoring

| API | Description |
| --- | --- |
| DeleteMonitoringAgentProcess | Disables monitoring of a process. |
| DescribeMonitoringAgentStatuses | Queries the status of the CloudMonitor agent. |
| DescribeMonitoringAgentProcesses | Queries monitored processes. |
| DescribeMonitoringAgentAccessKey | Queries the AccessKey ID and AccessKey secret that are required to install the CloudMonitor agent on a host that is not an Elastic Compute Service (ECS) instance. |
| UninstallMonitoringAgent | Uninstalls the CloudMonitor agent from a host that is not provided by Alibaba Cloud. |
| InstallMonitoringAgent | Installs the CloudMonitor agent on a specified ECS instance. |
| CreateMonitoringAgentProcess | Creates a task to monitor a specified process. |
| DescribeMonitoringAgentHosts | Queries hosts with and without the CloudMonitor agent installed. |
| DescribeMonitoringAgentConfig | Queries the configurations of the CloudMonitor agent. |
| CreateMonitorAgentProcess | Creates a task to monitor a process. |
| ModifyHostInfo | Modifies the information of a host that is not provided by Alibaba Cloud. |
| DescribeMonitoringConfig | Queries the global configurations of the CloudMonitor agent. |
| PutMonitoringConfig | Configures global settings for the CloudMonitor agent. |

## Event monitoring

| API | Description |
| --- | --- |
| SendDryRunSystemEvent | Debugs a system event of an Alibaba Cloud resource. |
| DescribeSystemEventMetaList | Queries the meta information of system events. |
| DescribeSystemEventCount | Queries the number of times that a system event occurred within a specified period of time. |
| DescribeSystemEventAttribute | Queries the details of a system event. |
| DescribeSystemEventHistogram | Queries the number of times that a system event occurred during each interval within a specified period of time. |
| DescribeCustomEventCount | Queries the number of times that a custom event occurred in a specified time period. |

| API | Description |
| --- | --- |
| DescribeCustomEventAttribute | Queries the details of a custom event. |
| PutCustomEvent | Reports one or more custom events. |
| DescribeCustomEventHistogram | Queries the number of times that a custom event occurred during each interval within a specified period of time. |

## Custom monitoring

| API | Description |
| --- | --- |
| PutCustomMetric | Reports monitoring data. |
| PutCustomMetricRule | Creates a custom alert rule. |
| DescribeCustomMetricList | Queries the reported monitoring data. |
| DeleteCustomMetric | Deletes the reported monitoring data of a metric. |

## Log monitoring

| API | Description |
| --- | --- |
| DescribeLogMonitorList | Queries log monitoring metrics. |
| DescribeLogMonitorAttribute | Queries the details of a log monitoring metric. |
| DeleteLogMonitor | Deletes a log monitoring metric. |
| PutLogMonitor | Creates or modifies a log monitoring metric. |

## Site monitoring

| API | Description |
| --- | --- |
| DisableSiteMonitors | Disables one or more site monitoring tasks. |
| DescribeSiteMonitorQuota | Queries the quotas and version of site monitoring. |
| DescribeSiteMonitorAttribute | Queries the details of a site monitoring task. |
| DeleteSiteMonitors | Deletes one or more site monitoring tasks. |
| DescribeSiteMonitorISPCityList | Queries the detection points that are available for creating site monitoring tasks. |
| DescribeSiteMonitorData | Queries the fine-grained monitoring data of a site monitoring task. |
| DescribeSiteMonitorStatistics | Queries the statistics of a site monitoring task within a specified period of time. |

| API | Description |
| --- | --- |
| CreateSiteMonitor | Creates a site monitoring task. |
| ModifySiteMonitor | Modifies a site monitoring task. |
| EnableSiteMonitors | Enables one or more site monitoring tasks. |
| DescribeSiteMonitorList | Queries site monitoring tasks. |

## Cloud service monitoring

| API | Description |
| --- | --- |
| DescribeProjectMeta | Queries the metrics of the cloud services that are supported by CloudMonitor. |
| DescribeMetricLast | Queries the latest monitoring data of a metric. |
| DescribeMetricMetaList | Queries the descriptions of the metrics that are supported by CloudMonitor. |
| DescribeMetricList | Queries the monitoring data of a cloud service. |
| DescribeMetricData | Queries the monitoring data of a cloud service within a specified period of time. |
| DescribeMetricTop | Queries the sorted data of a metric for a cloud service. |
| DescribeMonitorResourceQuotaAttribute | Queries the resource quotas of CloudMonitor. |

## Alert service

| API | Description |
| --- | --- |
| DescribeAlertHistoryList | Queries historical alerts. |
| DescribeAlertLogCount | Queries the statistics of alert logs. |
| DescribeAlertLogHistogram | Queries the number of alert logs that are generated during each interval within a specified period of time. |
| DescribeAlertLogList | Queries alert logs. |
| ApplyMetricRuleTemplate | Applies an alert template to an application group to generate an alert rule. |
| DescribeMetricRuleTemplateAttribute | Queries the details of an alert template. |
| DeleteMetricRuleTemplate | Deletes an alert template. |

| API | Description |
| --- | --- |
| ModifyMetricRuleTemplate | Modifies an alert template. |
| CreateMetricRuleTemplate | Creates an alert template. |
| DescribeMetricRuleTemplateList | Queries alert templates. |
| PutResourceMetricRule | Creates an alert rule for a performance metric of a resource. |
| DeleteMetricRules | Deletes one or more alert rules. |
| DescribeMetricRuleCount | Queries the number of alert rules in each state. |
| EnableMetricRules | Enables one or more alert rules. |
| DescribeMetricRuleList | Queries alert rules. |
| DisableMetricRules | Disables alert rules. |
| DescribeAlertingMetricRuleResources | Queries the resources for which active alerts are triggered based on an alert rule. |
| PutMetricRuleTargets | Adds or modifies the resources that are associated with an alert rule. |
| DescribeMetricRuleTargets | Queries the resources that are associated with an alert rule. |
| DeleteMetricRuleTargets | Deletes the resources that are associated with an alert rule. |
| CreateMetricRuleResources | Associates resources with an alert rule. |
| DeleteMetricRuleResources | Disassociates resources from an alert rule. |
| DescribeEventRuleAttribute | Queries the details of an alert rule. |
| PutEventRuleTargets | Adds or modifies the recipients to which alert notifications are sent based on an event-triggered alert rule. |
| DeleteEventRuleTargets | Deletes the recipients to which alert notifications are sent based on an event-triggered alert rule. |
| EnableEventRules | Enables one or more event-triggered alert rules. |
| DescribeEventRuleList | Queries event-triggered alert rules. |
| DeleteEventRules | Deletes one or more event-triggered alert rules. |
| DisableEventRules | Disables one or more event-triggered alert rules. |
| PutEventRule | Creates or modifies an event-triggered alert rule. |
| DescribeEventRuleTargetList | Queries the resources that are associated with an event-triggered alert rule. |

| API | Description |
| --- | --- |
| PutCustomEventRule | Creates an alert rule for a custom event. |
| PutContactGroup | Creates or modifies an alert contact group. |
| DescribeContactList | Queries alert contacts. |
| DeleteContact | Deletes an alert contact. |
| PutContact | Creates or modifies an alert contact. |
| DescribeContactGroupList | Queries alert contact groups. |
| DeleteContactGroup | Deletes an alert contact group. |
| DescribeContactListByContactGroup | Queries the alert contacts in an alert contact group. |
| DescribeProductsOfActiveMetricRule | Queries the cloud services for which the initiative alert feature is enabled. |
| EnableActiveMetricRule | Enables the initiative alert feature for a cloud service. |
| DescribeActiveMetricRuleList | Queries the details of initiative alert rules. |
| DisableActiveMetricRule | Disables the initiative alert feature for a cloud service. |

# 1.2. Request methods

To send a CloudMonitor API request, you must send an HTTPS GET or HTTPS POST request to the CloudMonitor endpoint. You must add the request parameters that correspond to the API operation being called. After you call the API, the system returns a response. The request and response are encoded in UTF-8.

## Request syntax

CloudMonitor API operations use the RPC protocol. You can call CloudMonitor API operations by sending HTTPS GET requests.

The following request syntax is used:

```
https://Endpoint/?Action=xx&Parameters
```

The following table describes the parameters in the request syntax.

| Parameter | Description |
| --- | --- |
| Endpoint | The endpoint of the CloudMonitor API. For more information, see Endpoints. |
| Action | The operation that you want to perform. For example, to query the monitoring data of a specified metric for a specified cloud service, you must set the Action parameter to DescribeMetricList. |

| Parameter | Description |
| --- | --- |
| Version | The version number of the API. The version number of the CloudMonitor API is *2019-01-01*. |
| Parameters | The request parameters for the operation. Separate multiple parameters with ampersands (&).<br><br>Request parameters include both common parameters and operation-specific parameters. Common parameters include the API version number and authentication information. For more information, see Common parameters. |

## Endpoints

The following table lists the two types of CloudMonitor endpoints that are available in each region.

- Public endpoint: You can use the public endpoint to access the CloudMonitor API over the Internet.
- Virtual private cloud (VPC) endpoint: You can use the VPC endpoint to access the CloudMonitor API across VPCs that belong to the same region. You do not need to allow access to CloudMonitor from the Internet.

| Alibaba Cloud region | Region ID | Endpoint |
| --- | --- | --- |
| Chinese mainland | N/A | Public endpoint: metrics.aliyuncs.com<br><br>**Note** To access CloudMonitor in a region in the Chinese mainland, you can use the unified public endpoint or the endpoint that is specific to the region. |
| China (Hangzhou) | cn-hangzhou | • Public endpoint: metrics.cn-hangzhou.aliyuncs.com<br>• VPC endpoint: metrics-vpc.cn-hangzhou.aliyuncs.com |
| China (Shanghai) | cn-shanghai | • Public endpoint: metrics.cn-shanghai.aliyuncs.com<br>• VPC endpoint: metrics-vpc.cn-shanghai.aliyuncs.com |
| China (Shenzhen) | cn-shenzhen | • Public endpoint: metrics.cn-shenzhen.aliyuncs.com<br>• VPC endpoint: metrics-vpc.cn-shenzhen.aliyuncs.com |
| China (Qingdao) | cn-qingdao | • Public endpoint: metrics.cn-qingdao.aliyuncs.com<br>• VPC endpoint: metrics-vpc.cn-qingdao.aliyuncs.com |
| China (Beijing) | cn-beijing | • Public endpoint: metrics.cn-beijing.aliyuncs.com<br>• VPC endpoint: metrics-vpc.cn-beijing.aliyuncs.com |
| China (Zhangjiakou) | cn-zhangjiakou | • Public endpoint: metrics.cn-zhangjiakou.aliyuncs.com<br>• VPC endpoint: metrics-vpc.cn-zhangjiakou.aliyuncs.com |

| Alibaba Cloud region | Region ID | Endpoint |
| --- | --- | --- |
| China (Hohhot) | cn-huhehaote | • Public endpoint: metrics.cn-huhehaote.aliyuncs.com<br>• VPC endpoint: metrics-vpc.cn-huhehaote.aliyuncs.com |
| China (Ulanqab) | cn-wulanchabu | • Public endpoint: metrics.cn-wulanchabu.aliyuncs.com<br>• VPC endpoint: metrics-vpc.cn-wulanchabu.aliyuncs.com |
| China (Heyuan) | cn-heyuan | • Public endpoint: metrics.cn-heyuan.aliyuncs.com<br>• VPC endpoint: metrics-vpc.cn-heyuan.aliyuncs.com |
| China (Chengdu) | cn-chengdu | • Public endpoint: metrics.cn-chengdu.aliyuncs.com<br>• VPC endpoint: metrics-vpc.cn-chengdu.aliyuncs.com |
| China (Guangzhou) | cn-guangzhou | • Public endpoint: metrics.cn-guangzhou.aliyuncs.com<br>• VPC endpoint: metrics-vpc.cn-guangzhou.aliyuncs.com |
| China (Hong Kong) | cn-hongkong | • Public endpoint: metrics.cn-hongkong.aliyuncs.com<br>• VPC endpoint: metrics-vpc.cn-hongkong.aliyuncs.com |
| Singapore (Singapore) | ap-southeast-1 | • Public endpoint: metrics.ap-southeast-1.aliyuncs.com<br>• VPC endpoint: metrics-vpc.ap-southeast-1.aliyuncs.com |
| Australia (Sydney) | ap-southeast-2 | • Public endpoint: metrics.ap-southeast-2.aliyuncs.com<br>• VPC endpoint: metrics-vpc.ap-southeast-2.aliyuncs.com |
| Malaysia (Kuala Lumpur) | ap-southeast-3 | • Public endpoint: metrics.ap-southeast-3.aliyuncs.com<br>• VPC endpoint: metrics-vpc.ap-southeast-3.aliyuncs.com |
| Indonesia (Jakarta) | ap-southeast-5 | • Public endpoint: metrics.ap-southeast-5.aliyuncs.com<br>• VPC endpoint: metrics-vpc.ap-southeast-5.aliyuncs.com |
| Japan (Tokyo) | ap-northeast-1 | • Public endpoint: metrics.ap-northeast-1.aliyuncs.com<br>• VPC endpoint: metrics-vpc.ap-northeast-1.aliyuncs.com |
| US (Silicon Valley) | us-west-1 | • Public endpoint: metrics.us-west-1.aliyuncs.com<br>• VPC endpoint: metrics-vpc.us-west-1.aliyuncs.com |
| US (Virginia) | us-east-1 | • Public endpoint: metrics.us-east-1.aliyuncs.com<br>• VPC endpoint: metrics-vpc.us-east-1.aliyuncs.com |

| Alibaba Cloud region | Region ID | Endpoint |
| --- | --- | --- |
| Germany (Frankfurt) | eu-central-1 | • Public endpoint: metrics.eu-central-1.aliyuncs.com<br>• VPC endpoint: metrics-vpc.eu-central-1.aliyuncs.com |
| UK (London) | eu-west-1 | • Public endpoint: metrics.eu-west-1.aliyuncs.com<br>• VPC endpoint: metrics-vpc.eu-west-1.aliyuncs.com |
| India (Mumbai) | ap-south-1 | • Public endpoint: metrics.ap-south-1.aliyuncs.com<br>• VPC endpoint: metrics-vpc.ap-south-1.aliyuncs.com |
| UAE (Dubai) | me-east-1 | • Public endpoint: metrics.me-east-1.aliyuncs.com<br>• VPC endpoint: metrics-vpc.me-east-1.aliyuncs.com |
| China North 2 Ali Gov 1 | cn-wulanchabu | • Public endpoint: metrics.cn-north-2-gov-1.aliyuncs.com<br>• VPC: metrics-vpc.cn-north-2-gov-1.aliyuncs.com |

## Sample request

The following sample request is used to call the DescribeMetricList operation to query the monitoring data of a metric of a specified cloud service.

> **Note** The sample request is formatted to improve readability.

```
https://metrics.cn-hangzhou.aliyuncs.com/?Action=DescribeMetricList
&Format=xml
&Version=2019-01-01
&Signature=LbCj99dCxXdE9amsCivm0U4yT****
&SignatureMethod=HMAC-SHA1
&SignatureNonce=87d98ae51f0793f2c8638d3a9bdd****
&SignatureVersion=1.0
&AccessKeyId=LTAI4G4jDmmbPAG9CXfH****
&TimeStamp=2021-05-06T12:00:00Z
...
```

# 1.3. Signature method

You must sign all API requests to ensure security. Alibaba Cloud uses the request signature to verify the identity of the API caller. Each API request must contain the signature, regardless of whether it is sent over HTTP or HTTPS.

> **Note** CloudMonitor provides SDKs for multiple programming languages. If you use these SDKs to call API operations, you can skip the signature process. For more information, see CloudMonitor SDK for Java, CloudMonitor SDK for Python, or CloudMonitor SDK for PHP.

## Overview

For an RPC API, you must add the signature to the API request in the following format:

```
https://Endpoint/?SignatureVersion=1.0&SignatureMethod=HMAC-SHA1&Signature=CT9X0VtwR86fNWSn
sc6v8YGOjuE%3D&SignatureNonce=3ee8c1b8-83d3-44af-a94f-4e0ad82fd6cf
```

In the preceding format:

- SignatureMethod: the encryption algorithm used to calculate the signature. Set the value to HMAC-SHA1.
- SignatureVersion: the version of the signature encryption algorithm. Set the value to 1.0.
- SignatureNonce: a unique, random number used to prevent replay attacks. You must use different random numbers for different requests. We recommend that you use universally unique identifiers (UUIDs).
- Signature: the signature generated after the request has been symmetrically encrypted by using the AccessKey secret.

The signature encryption algorithm complies with RFC 2104 HMAC-SHA1 specifications. The AccessKey secret is used to calculate the hash-based message authentication code (HMAC) value of the encoded and sorted query string, and the HMAC value is used as the signature string. Request signatures include operation-specific parameters. Therefore, the signature of a request varies based on the request parameters. To calculate a signature, follow the steps in this topic.

```
Signature = Base64( HMAC-SHA1( AccessKey Secret, UTF-8-Encoding-Of(StringToSign)) )
```

## Step 1: Compose and encode a string-to-sign

1. Use request parameters to construct a canonicalized query string.
   i. by arranging the request parameters (including all common and operation-specific parameters except Signature) in alphabetical order.

   > **Note** If you use the GET method to submit the request, these parameters are the part located after the question mark (?) and connected by the ampersands (&) in the request uniform resource identifier (URI).

ii. Encode the names and values of the arranged request parameters in the request URL by using the unicode transformation format (UTF)-8 character set. The following table describes the encoding rules.

| Character | Encoding rule |
| --- | --- |
| Uppercase letters, lowercase letters, digits, hyphens (-), underscores (_), periods (.), and tildes (~) | These characters do not need to be encoded. |
| Other characters | These characters must be percent encoded in `%XY` format. `XY` represents the ASCII code of the characters in hexadecimal notation. For example, double quotation marks (") are encoded as `%22`. |
| Extended UTF-8 characters | These characters are encoded in `%XY%ZA...` format. |
| Space characters | Spaces must be encoded as `%20`. Do not encode spaces as plus signs (+).<br>This encoding method is different from the `application/x-www-form-urlencoded` MIME encoding algorithm (such as the `java.net.URLEncoder` class provided by the Java standard library). However, you can apply the encoding algorithm and replace the plus sign (+) in the encoded string with `%20`, the asterisk (*) with `%2A`, and `%7E` with the tilde (~). To do this, you can use the following `percentEncode` method:<br>`private static final String ENCODING = "UTF-8";`<br>`private static String percentEncode(String value) throws UnsupportedEncodingException`<br>`{`<br>`return value != null ? URLEncoder.encode(value, ENCODING).replace("+", "%20").replace("*", "%2A").replace("%7E", "~") : null;`<br>`}` |

iii. Connect the encoded parameter names and their values by using equal signs (=).

iv. Sort the connected parameter name and value pairs in the order specified in step i and connect the pairs by using ampersands (&) to obtain the canonicalized query string.

2. Use the canonicalized query string to construct a string-to-sign in the following way:

```
StringToSign=
      HTTPMethod + "&" +
      percentEncode("/") + "&" +
       percentEncode(CanonicalizedQueryString)
```

In the preceding rules:

- HTTPMethod: the HTTP method used to submit a request, such as GET.
- percentEncode("/"): specifies the encoded value (%2F) of a forward slash (/). The encoding

follows the URL encoding rules.

- percentEncode(CanonicalizedQueryString): specifies the encoded canonicalized query string based on the URL encoding rules.

## Step 2: Calculate the signature string

1. Calculate the HMAC value of the string-to-sign based on RFC 2104.

> **Note** Use the SHA1 algorithm to calculate the HMAC value of the string-to-sign. The combination of your AccessKey secret and an ampersand (&) (ASCII code 38) that follows the secret is used as the key for the HMAC calculation.

2. Encode the HMAC value in Base64 to obtain the signature string
3. Add the signature string to the request as the Signature parameter.

> **Note** When the obtained signature value is submitted as the final request parameter value, the value must be URL-encoded like other parameters based on rules defined in RFC 3986.

## Example

In this example, if you want to call the DescribeMetricList operation, the following request URL can be placed before the signature:

```
https://metrics.cn-hangzhou.aliyuncs.com/?Signature=xTgxW9PsxrDhASJgLWdqZzmFYz4%3D&AccessKeyId=testid&Action=DescribeMetricList&Format=JSON&MetricName=cpu_idle&Namespace=acs_ecs_dashboard&RegionId=cn-hangzhou&SignatureMethod=HMAC-SHA1&SignatureNonce=d5f009c0-f9bf-11eb-88ff-3788fdd69019&SignatureVersion=1.0&Timestamp=2021-08-10T09%3A46%3A28Z&Version=2019-01-01
```

The following string is the `string-to-sign`:

```
POST&%2F&AccessKeyId%3Dtestid%26Action%3DDescribeMetricList%26Format%3DJSON%26MetricName%3Dcpu_idle%26Namespace%3Dacs_ecs_dashboard%26RegionId%3Dcn-hangzhou%26SignatureMethod%3DHMAC-SHA1%26SignatureNonce%3Dd5f009c0-f9bf-11eb-88ff-3788fdd69019%26SignatureVersion%3D1.0%26Timestamp%3D2021-08-10T09%253A46%253A28Z%26Version%3D2019-01-01
```

If the AccessKey ID is testid and the AccessKey secret is testsecret, the key that is used to calculate the HMAC value of the string-to-sign is testsecret&.

The calculated signature value is `xTgxW9PsxrDhASJgLWdqZzmFYz4=`.

The following code shows the URL of the signed request:

```
https://metrics.cn-hangzhou.aliyuncs.com/?Signature=xTgxW9PsxrDhASJgLWdqZzmFYz4%3D&AccessKeyId=testid&Action=DescribeMetricList&Format=JSON&MetricName=cpu_idle&Namespace=acs_ecs_dashboard&RegionId=cn-hangzhou&SignatureMethod=HMAC-SHA1&SignatureNonce=d5f009c0-f9bf-11eb-88ff-3788fdd69019&SignatureVersion=1.0&Timestamp=2021-08-10T09%3A46%3A28Z&Version=2019-01-01
```

# 1.4. Common parameters

Common parameters include common request parameters and common response parameters.

## Common request parameters

| Parameter | Type | Required | Description |
| --- | --- | --- | --- |
| Format | String | No | The format in which to return the response. Valid values:<br>• JSON<br>• XML (default value) |
| Version | String | Yes | The version number of the API. Specify the version number in the YYYY-MM-DD format. Set the value to 2019-01-01. |
| Signature | String | Yes | The signature string of the current request. |
| SignatureMethod | String | Yes | The encryption method of the signature string. Set the value to HMAC-SHA1. |
| SignatureNonce | String | Yes | A unique, random number used to prevent replay attacks. You must use different numbers for different requests. |
| SignatureVersion | String | Yes | The version of the signature encryption algorithm. Set the value to 1.0. |
| AccessKeyId | String | Yes | The AccessKey ID provided to you by Alibaba Cloud. |
| Timestamp | String | Yes | The timestamp of the request. Specify the time in the ISO 8601 standard in the YYYY-MM-DDThh:mm:ssZ format. The time must be in UTC.<br>For example, to specify January 10, 2013, 20:00:00 (UTC+8), set the value to 2013-01-10T12:00:00Z. |

Sample requests

```
https://cloudmonitor.aliyuncs.com/?Action=CreateMonitorGroup
&Format=JSON
&Version=2019-01-01
&Signature=Pc5WB8gokVn0xfeu%2FZV%2BiNM1dg****
&SignatureMethod=HMAC-SHA1
&SignatureNonce=1521552885****
&SignatureVersion=1.0
&AccessKeyId=LTAI4GENiH2u8MVj7Khh****
&Timestamp=2020-06-01T12:00:00Z
```

## Common response parameters

API responses use the HTTP response format. Responses can be returned in either the JSON or XML format. You can specify the response format in the request. The default response format is XML. Every response returns a unique RequestId regardless of whether the call is successful.

- A `2xx` HTTP status code indicates a successful call.
- A `4xx` or `5xx` HTTP status code indicates a failed call.

Sample responses

- XML format

```
<?xml version="1.0" encoding="utf-8"?>
    <!--Result root node-->
    <Operation name + Response>
        <!--Return request data-->
        <RequestId>4C467B38-3910-447D-87BC-AC049166F216</RequestId>
        <!--Return result data-->
    </Operation name + Response>
```

- JSON format

```
{
    "RequestId":"4C467B38-3910-447D-87BC-AC049166F216"
    /*Return result data*/
}
```

# 1.5. RAM authorization

Before a RAM user calls the CloudMonitor API, the Alibaba Cloud account to which the RAM user belongs must attach policies to the RAM user.

## Resources

In CloudMonitor, you can grant only the permissions on specific actions. You cannot grant the permissions on specific resources. You can describe resources only by using the wildcard character ( `*` ), which indicates all resources.

## Actions

The actions on CloudMonitor are divided into two types: the actions on monitoring data and the actions on the instances of the cloud services that CloudMonitor monitors. The RAM user must have the permissions to perform both types of actions because the monitoring data in CloudMonitor is collected from the monitored instances of the cloud services. If the RAM user does not have the permissions to perform the actions on the monitored instances, the RAM user cannot query the monitored instances, query the monitoring data collected from the instances, and configure alerts based on the monitoring data.

If you have no special requirements, we recommend that you use the default system policies provided by Resource Access Management (RAM): AliyunCloudMonitorFullAccess and AliyunCloudMonitorReadOnlyAccess. These two system policies contain the permissions to read and manage CloudMonitor data and the permissions to read data of the monitored instances.

If system policies cannot meet your requirements, you can configure a custom policy. When you configure a custom policy, use the wildcard character ( `*` ) to describe resources. Example: `cms:Describe*` .

- To grant the permissions to manage CloudMonitor, set the action to `cms:*` .
- The following actions can be used to grant the read-only permissions on CloudMonitor.
  - `cms:Get*`
  - `cms:List*`
  - `cms:Query*`
  - `cms:BatchQuery*`
  - `cms:Describe*`
- The following table lists the actions for querying the instances in Alibaba Cloud services that CloudMonitor monitors.

> **Note** The cloud services that CloudMonitor can monitor are continually updated. The following table lists only the actions for querying instances in main cloud services.

| Cloud service | Action |
| --- | --- |
| Elastic Compute Service (ECS) | `ecs:DescribeInstances` |
| ApsaraDB RDS | `rds:DescribeDBInstances` |
| | `rds:DescribeReplicas` |
| Server Load Balancer (SLB) | `DescribeLoadBalancer*` |
| Virtual Private Cloud (VPC) | `vpc:DescribeEipAddresses` |
| | `vpc:DescribeRouterInterfaces` |
| | `vpc:DescribeGlobalAccelerationInstances` |
| | `vpc:DescribeVpnGateways` |
| | `vpc:DescribeNatGateways` |

| Cloud service | Action |
| --- | --- |
| | `vpc:DescribeBandwidthPackages` |
| | `vpc:DescribeCommonBandwidthPackages` |
| Object Storage Service (OSS) | `oss:ListBuckets` |
| Log Service | `log:ListProject` |
| Alibaba Cloud CDN | `cdn:DescribeUserDomains` |
| Message Service (MNS) | `mns:ListQueue` |
| | `mns:ListTopic` |
| Auto Scaling (ESS) | `ess:DescribeScalingGroups` |
| ApsaraDB for Memcache (OCS) | `ocs:DescribeInstances` |
| ApsaraDB for Redis | `kvstore:DescribeInstances` |
| | `kvstore:DescribeLogicInstanceTopology` |
| ApsaraDB for HBase | `hbase:DescribeClusterList` |
| ApsaraDB for Lindorm | `hitsdb:DescribeHiTSDBInstanceList` |
| HybridDB for MySQL | `petadata:DescribeInstances` |
| | `petadata:DescribeDatabases` |
| AnalyticDB for PostgreSQL | `gpdb:DescribeDBInstances` |
| E-MapReduce | `emr:ListClusters` |
| Open Search | `opensearch:ListApps` |
| Elasticsearch | `elasticsearch:ListInstance` |
| ApsaraDB for MongoDB | `mongodb:DescribeDBInstances` |
| NAT Gateway | `netgateway:DescribeNatGateways` |
| Anti-DDoS | `ddos:DescribeInstancePage` |
| Cloud Enterprise Network (CEN) | `cen:DescribeCens` |
| | `cen:DescribeCenAttachedChildInstances` |
| Message Queue for Apache Kafka | `kafka:GetKafkaInstanceList` |
| Secure CDN (SCDN) | `scdn:DescribeScdnUserDomains` |

| Cloud service | Action |
| --- | --- |
| Dynamic Route for CDN (DCDN) | `dcdn:DescribeDcdnUserDomains` |
| PolarDB | `polardb:DescribeDBInstances` |

# 1.6. Obtain an AccessKey pair

You can create an AccessKey pair for an Alibaba Cloud account or a RAM user. When you call API operations, you must use the AccessKey pair to complete identity verification.

## Context

An AccessKey pair consists of an AccessKey ID and an AccessKey secret.

- The AccessKey ID is used to identify a user.
- The AccessKey secret is used to verify the identity of the user. You must keep your AccessKey secret strictly confidential.

> **Warning** If the AccessKey pair of your Alibaba Cloud account is leaked, your resources are exposed to potential risks. We recommend that you use the AccessKey pair of a RAM user to call API operations. This prevents the AccessKey pair of your Alibaba Cloud account from being leaked.

## Procedure

1. Log on to the Alibaba Cloud Management Console by using your Alibaba Cloud account.
2. In the upper-right corner of the page, move the pointer over the profile picture and click **AccessKey Management**.
3. In the **Note** dialog box, click Use Current AccessKey Pair or Use AccessKey Pair of RAM User.

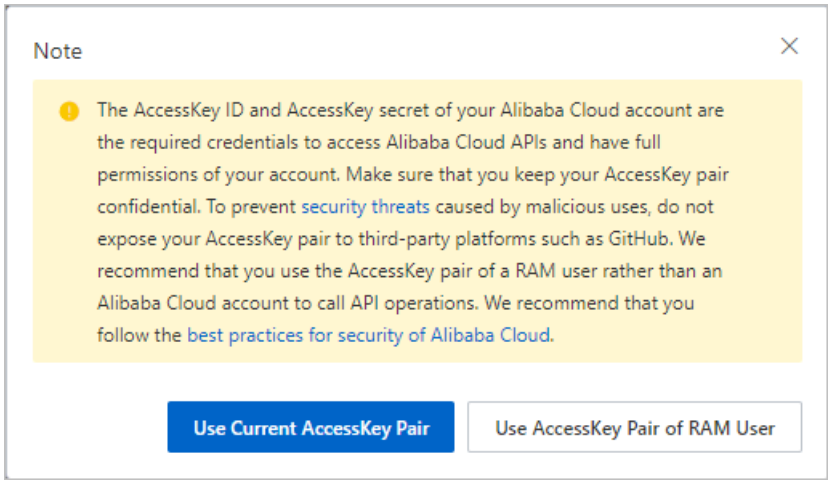


   - Obtain the AccessKey pair of the Alibaba Cloud account
     a. In the Note dialog box, click **Use Current AccessKey Pair**.
     b. On the **AccessKey Pair** page, click **Create AccessKey Pair**.

c. In the **View Secret** dialog box, view the AccessKey ID and AccessKey secret. Click **Download CSV File** to download the AccessKey pair or click **Copy** to copy the AccessKey pair.

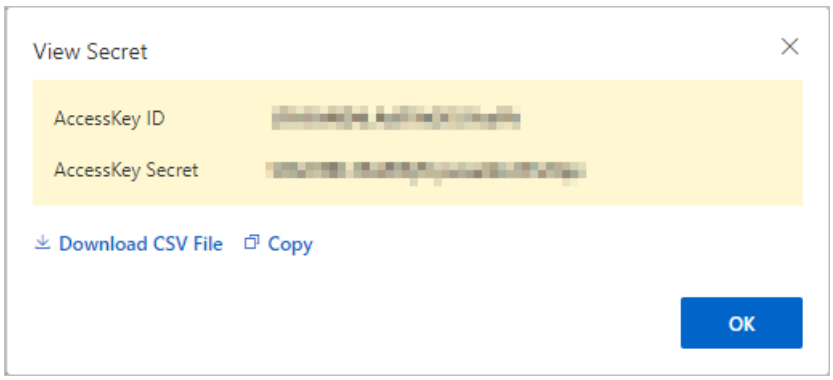


- Obtain the AccessKey pair of a RAM user

a. Click **Use AccessKey Pair of RAM User**. Then, you are redirected to the RAM console.

b. On the **Users** page of the RAM console, find the RAM user whose AccessKey pair you want to obtain.

> **Note** If you do not have a RAM user, create one first. For more information, see Create a RAM user.

c. Click the name of the RAM user in the User Logon Name/Display Name column.

d. In the **User AccessKeys** section of the **Authentication** tab, click **Create AccessKey**.

e. In the **View Secret** dialog box, view the AccessKey ID and AccessKey secret. Click **Download CSV File** to download the AccessKey pair or click **Copy** to copy the AccessKey pair.

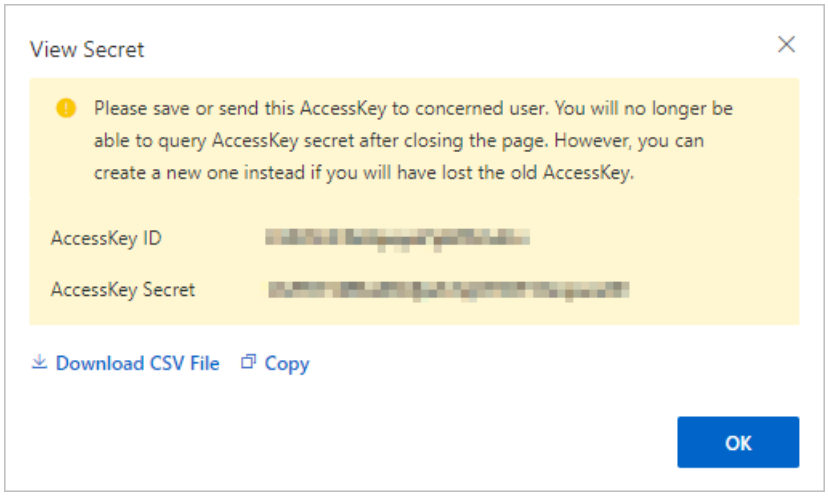


**Note**

- An AccessKey secret is displayed only after you click Create AccessKey. You cannot query the AccessKey secret in subsequent operations. Therefore, you must back up your AccessKey secret.
- If your AccessKey pair is leaked or lost, you must create another AccessKey pair. You can create a maximum of two AccessKey pairs for each RAM user.

# 1.7. Application groups

## 1.7.1. CreateMonitorGroup

Creates an application group.

In this example, the application group named `ECS_Group` is created.

### Debugging

OpenAPI Explorer automatically calculates the signature value. For your convenience, we recommend that you call this operation in OpenAPI Explorer. OpenAPI Explorer dynamically generates the sample code of the operation for different SDKs.

### Request parameters

| Parameter | Type | Required | Example | Description |
|---|---|---|---|---|
| Action | String | Yes | CreateMonitorGroup | The operation that you want to perform. Set the value to CreateMonitorGroup. |

| Parameter | Type | Required | Example | Description |
| --- | --- | --- | --- | --- |
| GroupName | String | Yes | ECS_Group | The name of the application group. |
| ContactGroups | String | No | ECS_Alert_Group | The alert groups that receive alert notifications for the application group. The alert notifications for the application group are sent to the alert contacts in the alarm groups.<br>**Note** An alert group is a group of one or more alert contacts. For more information about how to create alert contacts and alert groups, see PutContact and PutContactGroup. |

## Response parameters

| Parameter | Type | Example | Description |
| --- | --- | --- | --- |
| Code | Integer | 200 | The response code.<br>**Note** The value 200 indicates that the call was successful. |
| GroupId | Long | 1234567 | The ID of the application group. |
| Message | String | The specified resource is not found. | The error message. |
| RequestId | String | 83C89BA6-ABD4-4398-A175-83E86C47A001 | The ID of the request. |

| Parameter | Type | Example | Description |
| --- | --- | --- | --- |
| Success | Boolean | true | Indicates whether the call was successful. Valid values:<br>• true: The call was successful.<br>• false: The call failed. |

For more information about common request parameters, see Common parameters.

## Examples

### Sample requests

```
http(s)://[Endpoint]/?Action=CreateMonitorGroup
&GroupName=ECS_Group
&<Common request parameters>
```

### Sample success responses

`XML` format

```
<CreateMonitorGroupResponse>
      <RequestId>83C89BA6-ABD4-4398-A175-83E86C47A001</RequestId>
      <Code>200</Code>
      <Success>true</Success>
      <GroupId>1234567</GroupId>
</CreateMonitorGroupResponse>
```

`JSON` format

```
{
    "RequestId": "83C89BA6-ABD4-4398-A175-83E86C47A001",
    "Code": 200,
    "Success": true,
    "GroupId": 1234567
}
```

## Error codes

| HTTP status code | Error code | Error message | Description |
| --- | --- | --- | --- |
| 404 | ResourceNotFound | The specified resource is not found. | The error message returned because the specified resource is not found. |

For a list of error codes, visit the API Error Center.

# 1.7.2. CreateMonitorGroupInstances

Adds resources to an application group.

You can add a maximum of 1,000 instances to an application group at a time. You can add a maximum of 3,000 instances of an Alibaba Cloud service to an application group. The total number of instances that you can add to an application group is unlimited.

In this example, an Elastic Compute Service (ECS) instance in the `China (Hangzhou)` region is added to the `12345678` application group. The instance ID is `i-2ze26xj5wwy12****` and the instance name is `test-instance-ecs`.

## Debugging

OpenAPI Explorer automatically calculates the signature value. For your convenience, we recommend that you call this operation in OpenAPI Explorer. OpenAPI Explorer dynamically generates the sample code of the operation for different SDKs.

## Request parameters

| Parameter | Type | Required | Example | Description |
| --- | --- | --- | --- | --- |
| Action | String | Yes | CreateMonitorGroupInstances | The operation that you want to perform. Set the value to CreateMonitorGroupInstances. |
| GroupId | String | Yes | 12345678 | The ID of the application group. |
| | | | | The abbreviation of the service name. Valid values:<br>• ecs: ECS instances that are provided by Alibaba Cloud and hosts that are not provided by Alibaba Cloud<br>• rds: ApsaraDB RDS<br>• ads: AnalyticDB<br>• slb: Server Load Balancer (SLB)<br>• vpc: Virtual Private Cloud (VPC)<br>• apigateway: API Gateway<br>• cdn: Alibaba Cloud Content Delivery Network (CDN)<br>• cs: Container Service for Swarm<br>• dcdn: Dynamic Route for CDN (DCDN)<br>• ddos: Anti-DDoS<br>• eip: Elastic IP Address (EIP)<br>• elasticsearch: Elasticsearch<br>• emr: E-MapReduce<br>• ess: Auto Scaling<br>• hbase: ApsaraDB for HBase<br>• iot_edge: IoT Edge<br>• k8s_pod: pods in Container Service |

| Parameter | Type | Required | Example | Description |
|---|---|---|---|---|
| Instances.N.Category | String | Yes | ECS | for Kubernetes (ACK)<br>• kvstore_sharding: ApsaraDB for Redis of the cluster master-replica architecture<br>• kvstore_splitrw: ApsaraDB for Redis of the read/write splitting architecture<br>• kvstore_standard: ApsaraDB for Redis of the standard master-replica architecture<br>• memcache: ApsaraDB for Memcache<br>• mns: Message Service (MNS)<br>• mongodb: ApsaraDB for MongoDB of the replica set architecture<br>• mongodb_cluster: ApsaraDB for MongoDB of the standalone architecture<br>• mongodb_sharding: ApsaraDB for MongoDB of the sharded cluster architecture<br>• mq_topic: MNS topics<br>• ocs: ApsaraDB for Memcache of previous versions<br>• opensearch: Open Search<br>• oss: Object Storage Service (OSS)<br>• polardb: PolarDB<br>• petadata: HybridDB for MySQL<br>• scdn: Secure CDN (SCDN)<br>• sharebandwidthpackages: EIP Bandwidth Plan<br>• sls: Log Service<br>• vpn: VPN Gateway |
| Instances.N.InstanceId | String | Yes | i-2ze26xj5wwy12**** | The ID of the instance. |
| Instances.N.InstanceName | String | Yes | test-instance-ecs | The name of the instance. |
| Instances.N.RegionId | String | Yes | cn-hangzhou | The ID of the region where the instance resides. |

For more information about common request parameters, see Common parameters.

## Response parameters

| Parameter | Type | Example | Description |
| --- | --- | --- | --- |
| Code | Integer | 200 | The HTTP status code.<br>**Note** The value 200 indicates that the call was successful. |
| Message | String | The Request is not authorization. | The error message. |
| RequestId | String | 1BC69FEB-56CD-4555-A0E2-02536A24A946 | The ID of the request. |
| Success | Boolean | true | Indicates whether the call was successful. Valid values:<br>• true: The call was successful.<br>• false: The call failed. |

## Examples

### Sample requests

```
http(s)://[Endpoint]/?Action=CreateMonitorGroupInstances
&GroupId=12345678
&Instances.1.Category=ECS
&Instances.1.InstanceId=i-2ze26xj5wwy12****
&Instances.1.InstanceName=test-instance-ecs
&Instances.1.RegionId= cn-hangzhou
&<Common request parameters>
```

### Sample success responses

`XML` format

```
<CreateMonitorGroupInstancesResponse>
      <RequestId>1BC69FEB-56CD-4555-A0E2-02536A24A946</RequestId>
      <Success>true</Success>
      <Code>200</Code>
</CreateMonitorGroupInstancesResponse>
```

`JSON` format

```
{
  "RequestId": "1BC69FEB-56CD-4555-A0E2-02536A24A946",
  "Success": true,
  "Code": 200
}
```

## Error codes

For a list of error codes, visit the API Error Center.

# 1.7.3. CreateMonitorGroupByResourceGroupId

Creates an application group by using a resource group.

Before you call this operation, make sure that a resource group is created in the Resource Management console. For more information, see Create a resource group.

This operation supports the following cloud services: Elastic Compute Service (ECS), ApsaraDB RDS, Server Load Balancer (SLB), Elastic IP Address (EIP), Anti-DDoS, Alibaba Cloud CDN, EIP Bandwidth Plan, PolarDB, and ApsaraDB for Redis.

This topic provides an example on how to create an application group by using the resource group `CloudMonitor` and the alert group `ECS_Group`. The region ID of the resource group is `cn-hangzhou`.

## Debugging

OpenAPI Explorer automatically calculates the signature value. For your convenience, we recommend that you call this operation in OpenAPI Explorer. OpenAPI Explorer dynamically generates the sample code of the operation for different SDKs.

## Request parameters

| Parameter | Type | Required | Example | Description |
|---|---|---|---|---|
| Action | String | Yes | CreateMonitorGroupByResourceGroupId | The operation that you want to perform. Set the value to CreateMonitorGroupByResourceGroupId. |
| ContactGroupList.N | RepeatList | Yes | ECS_Group | The alert contact group. The alert notifications of the application group are sent to the alert contacts in the alert contact group.<br>An alert contact group can contain one or more alert contacts. For information about how to create alert contacts and alert contact groups, see PutContact and PutContactGroup. For information about how to obtain alert contact groups, see DescribeContactGroupList. |

| Parameter | Type | Required | Example | Description |
| --- | --- | --- | --- | --- |
| RegionId | String | Yes | cn-hangzhou | The ID of the region where the resource group resides.<br>For information about how to obtain the ID of the region where a resource group resides, see GetResourceGroup. |
| ResourceGroupId | String | Yes | rg-acfmw3ty5y7**** | The ID of the resource group.<br>For information about how to obtain the ID of a resource group, see ListResourceGroups. |
| ResourceGroupName | String | Yes | CloudMonitor | The name of the resource group.<br>For information about how to obtain the name of a resource group, see ListResourceGroups. |
| EnableSubscribeEvent | Boolean | No | true | Specifies whether the application group automatically subscribes to event notifications. If events whose severity level is critical or warning occur on resources in an application group, CloudMonitor sends alert notifications. Valid values:<br>• true: The application group automatically subscribes to event notifications.<br>• false: The application group does not automatically subscribe to event notifications. This is the default value. |

| Parameter | Type | Required | Example | Description |
| --- | --- | --- | --- | --- |
| EnableInstallAgent | Boolean | No | true | Specifies whether the CloudMonitor agent is automatically installed for the application group. CloudMonitor determines whether to automatically install the CloudMonitor agent for the hosts in an application group based on the value of this parameter. Valid values:<br>• true: The CloudMonitor agent is automatically installed.<br>• false: The CloudMonitor agent is not automatically installed. This is the default value. |

For more information about common request parameters, see Common parameters.

## Response parameters

| Parameter | Type | Example | Description |
| --- | --- | --- | --- |
| Code | String | 200 | The HTTP status code.<br>Note The value 200 indicates that the call was successful. |
| Id | Long | 12345678 | The ID of the application group. |
| Message | String | The specified resource is not found. | The error message. |
| RequestId | String | 784CAB3C-F613-5BCE-8469-6DCB29B18A20 | The ID of the request. |
| Success | Boolean | true | Indicates whether the call was successful. Valid values:<br>• true: The call was successful.<br>• false: The call failed. |

## Examples

### Sample requests

```
http(s)://[Endpoint]/?Action=CreateMonitorGroupByResourceGroupId
&ContactGroupList.1=ECS_Group
&RegionId=cn-hangzhou
&ResourceGroupId=rg-acfmw3ty5y7****
&ResourceGroupName=CloudMonitor
&<Common request parameters>
```

### Sample success responses

`XML` format

```
<CreateMonitorGroupByResourceGroupIdResponse>
   <RequestId>784CAB3C-F613-5BCE-8469-6DCB29B18A20</RequestId>
   <Id>12345678</Id>
   <Code>200</Code>
   <Success>true</Success>
</CreateMonitorGroupByResourceGroupIdResponse>
```

`JSON` format

```
{
    "RequestId": "784CAB3C-F613-5BCE-8469-6DCB29B18A20",
    "Id": 12345678,
    "Code": 200,
    "Success": true
}
```

## Error codes

| HttpCode | Error code | Error message | Description |
|---|---|---|---|
| 404 | ResourceNotFound | The specified resource is not found. | The error message returned because the specified resource does not exist. |

For a list of error codes, visit the API Error Center.

# 1.7.4. CreateMonitorGroupNotifyPolicy

Creates a policy to pause alert notifications for an application group.

If the policy is valid, no alert notifications are sent for the application group.

This topic describes how to create the `PauseNotify` policy to pause alert notifications for the `7301****` application group. The StartTime parameter is set to `1622949300000` and the EndTime parameter is set to `1623208500000`. This indicates that the policy is valid from `2021-06-06 11:15:00 UTC+8` to `2021-06-09 11:15:00 UTC+8`.

## Debugging

OpenAPI Explorer automatically calculates the signature value. For your convenience, we recommend that you call this operation in OpenAPI Explorer. OpenAPI Explorer dynamically generates the sample code of the operation for different SDKs.

## Request parameters

| Parameter | Type | Required | Example | Description |
|---|---|---|---|---|
| Action | String | Yes | CreateMonitorGroupNotifyPolicy | The operation that you want to perform. Set the value to CreateMonitorGroupNotifyPolicy. |
| GroupId | String | Yes | 7301**** | The ID of the application group. |
| PolicyType | String | Yes | PauseNotify | The type of the policy. Valid value: PauseNotify. |
| StartTime | Long | Yes | 1622949300000 | The timestamp that indicates the start time of the validity period for the policy.<br>This value is a UNIX timestamp that represents the number of milliseconds that have elapsed since January 1, 1970, 00:00:00 UTC. |
| EndTime | Long | Yes | 1623208500000 | The timestamp that indicates the end time of the validity period for the policy.<br>This value is a UNIX timestamp that represents the number of milliseconds that have elapsed since January 1, 1970, 00:00:00 UTC. |

## Response parameters

| Parameter | Type | Example | Description |
|---|---|---|---|
| RequestId | String | 13356BCA-3EC3-4748-A771-2064DA69AEF1 | The ID of the request. |
| Success | String | true | Indicates whether the call succeeds. Valid values:<br>• true: The call succeeds.<br>• false: The call fails. |

| Parameter | Type | Example | Description |
| --- | --- | --- | --- |
| Code | String | 200 | The HTTP status code.<br>**Note** The HTTP status code 200 indicates that the call succeeds. |
| Result | Integer | 1 | The number of entries that are returned. |
| Message | String | The Request is not authorization. | The error message. |

For more information about common request parameters, see Common parameters.

## Examples

### Sample requests

```
http(s)://[Endpoint]/?Action=CreateMonitorGroupNotifyPolicy
&GroupId=7301****
&PolicyType=PauseNotify
&StartTime=1551756547863
&EndTime=1551757147863
&<Common request parameters>
```

### Sample success responses

`XML` format

```
<CreateMonitorGroupNotifyPolicyResponse>
    <RequestId>13356BCA-3EC3-4748-A771-2064DA69AEF1</RequestId>
    <Result>1</Result>
    <Success>true</Success>
    <Code>200</Code>
</CreateMonitorGroupNotifyPolicyResponse>
```

`JSON` format

```
{
  "RequestId":"13356BCA-3EC3-4748-A771-2064DA69AEF1",
  "Result": 1,
  "Success": true,
  "Code": "200"
}
```

## Error codes

For a list of error codes, visit the API Error Center.

# 1.7.5. CreateGroupMonitoringAgentProcess

Creates a process monitoring task for an application group.

## Debugging

OpenAPI Explorer automatically calculates the signature value. For your convenience, we recommend that you call this operation in OpenAPI Explorer. OpenAPI Explorer dynamically generates the sample code of the operation for different SDKs.

## Request parameters

| Parameter | Type | Required | Example | Description |
|---|---|---|---|---|
| Action | String | Yes | CreateGroupMonitoringAgentProcess | The operation that you want to perform. Set the value to CreateGroupMonitoringAgentProcess. |
| AlertConfig.N.ComparisonOperator | String | Yes | GreaterThanOrEqualToThreshold | The comparison operator of the threshold. Valid values:<br>• GreaterThanOrEqualToThreshold: greater than or equal to the threshold<br>• GreaterThanThreshold: greater than the threshold<br>• LessThanOrEqualToThreshold: less than or equal to the threshold<br>• LessThanThreshold: less than the threshold<br>• NotEqualToThreshold: not equal to the threshold<br>• GreaterThanYesterday: greater than the metric value at the same time yesterday<br>• LessThanYesterday: less than the metric value at the same time yesterday<br>• GreaterThanLastWeek: greater than the metric value at the same time last week<br>• LessThanLastWeek: less than the metric value at the same time last week<br>• GreaterThanLastPeriod: greater than the metric value in the last monitoring cycle<br>• LessThanLastPeriod: less than the metric value in the last monitoring cycle |

| Parameter | Type | Required | Example | Description |
| --- | --- | --- | --- | --- |
| AlertConfig.N.EscalationsLevel | String | Yes | warn | The level of the alert. Default value: critical. Valid values:<br>• critical<br>• warn<br>• info |
| AlertConfig.N.Statistics | String | Yes | Average | The statistical aggregation method that is used to calculate the metric values.<br>Note Set the value to Average. |
| AlertConfig.N.Threshold | String | Yes | 5 | The threshold of the metric value. |
| AlertConfig.N.Times | String | Yes | 3 | The number of times for which the threshold can be consecutively exceeded. Default value: 3.<br>Note A metric triggers an alert only after the metric value reaches the threshold consecutively for the specified times. |
| GroupId | String | Yes | 123456 | The ID of the application group. |
| ProcessName | String | Yes | test1 | The name of the process monitoring task. |
| MatchExpressFilterRelation | String | No | and | The logical operator used between conditional expressions that are used to match instances. Valid values:<br>• all<br>• and<br>• or |

| Parameter | Type | Required | Example | Description |
| --- | --- | --- | --- | --- |
| MatchExpress.N.Name | String | No | name1 | The criteria based on which the instances are matched.<br>**Note** Set the value to name. The value name indicates that the instances are matched based on the instance name. |
| MatchExpress.N.Function | String | No | startWith | The method that is used to match the instances. Default value: all. Valid values:<br>• all<br>• startWith<br>• endWith<br>• contains<br>• notContains<br>• equals |
| MatchExpress.N.Value | String | No | portalHost | The keyword used to match the instance name. |
| AlertConfig.N.EffectiveInterval | String | No | 00:00-23:59 | The time period during which the alert rule is effective. |
| AlertConfig.N.NoEffectiveInterval | String | No | 00:00-23:59 | The time period during which the specified alert rule is ineffective. |
| AlertConfig.N.SilenceTime | String | No | 86400 | The mute period during which new alerts are not sent even if the trigger conditions are met. Unit: seconds. Minimum value: 3600, which is equivalent to one hour. Default value: 86400, which is equivalent to one day.<br>**Note** Only one alert notification is sent during each mute period even if the metric value consecutively exceeds the alert threshold several times. |
| AlertConfig.N.Webhook | String | No | http://www.aliyun.com | The callback URL. |

## Response parameters

| Parameter | Type | Example | Description |
|---|---|---|---|
| RequestId | String | 3F6150F9-45C7-43F9-9578-A58B2E726C90 | The ID of the request. |
| Success | Boolean | true | Indicates whether the call was successful. Valid values:<br>• true: The call was successful.<br>• false: The call failed. |
| Code | String | 200 | The HTTP status code.<br>**Note** The status code 200 indicates that the call was successful. |
| Message | String | The Request is not authorization. | The returned message. |

## Examples

### Sample requests

```
http(s)://[Endpoint]/? Action=CreateGroupMonitoringAgentProcess
&AlertConfig.1.ComparisonOperator=GreaterThanOrEqualToThreshold
&AlertConfig.1.EscalationsLevel=warn
&AlertConfig.1.Statistics=Average
&AlertConfig.1.Threshold=5
&AlertConfig.1.Times=3
&GroupId=123456
&ProcessName=test1
&<Common request parameters>
```

### Sample success responses

`XML` format

```
<CreateGroupMonitoringAgentProcessResponse>
   <RequestId>718FEA81-64C3-4F23-8F90-0531F7489FC1</RequestId>
   <Code>200</Code>
   <Success>true</Success>
</CreateGroupMonitoringAgentProcessResponse>
```

`JSON` format

```
{
 "RequestId": "718FEA81-64C3-4F23-8F90-0531F7489FC1",
 "Code": 200,
 "Success": true
}
```

## Error codes

For a list of error codes, visit the API Error Center.

# 1.7.6. PutMonitorGroupDynamicRule

Creates or modifies an alert rule to dynamically add instances that meet the rule to an application group.

## Debugging

OpenAPI Explorer automatically calculates the signature value. For your convenience, we recommend that you call this operation in OpenAPI Explorer. OpenAPI Explorer dynamically generates the sample code of the operation for different SDKs.

## Request parameters

| Parameter | Type | Required | Example | Description |
|---|---|---|---|---|
| Action | String | Yes | PutMonitorGroupDynamicRule | The operation that you want to perform. Set the value to PutMonitorGroupDynamicRule. |
| GroupId | Long | Yes | 123456 | The ID of the application group. |
| GroupRules.N.Category | String | Yes | ecs | The cloud service to which the alert rule is applied. Valid values of N: 1 to 3. Valid value:<br>• ecs: Elastic Compute Service (ECS)<br>• rds: ApsaraDB RDS<br>• slb: Server Load Balancer (SLB) |

| Parameter | Type | Required | Example | Description |
| --- | --- | --- | --- | --- |
| GroupRules.N.FilterRelation | String | Yes | and | The logical operator used between conditional expressions in the alert rule. Valid values of N: 1 to 3. Valid value:<br>• and: The instances that meet all the conditional expressions are automatically added to the application group.<br>• or: The instances that meet one of the conditional expressions are automatically added to the application group. |
| GroupRules.N.Filters.N.Function | String | Yes | contains | The method that is used to filter instances. Valid values of N: 1 to 3. Valid value:<br>• contains: containment relationship<br>• startWith: starts with a prefix<br>• endWith: ends with a suffix |
| GroupRules.N.Filters.N.Name | String | Yes | hostName | The name of the field based on which instances are filtered. Valid values of N: 1 to 3.<br>Only hostnames are supported. Example: hostName. |
| GroupRules.N.Filters.N.Value | String | Yes | nginx | The value to be matched with the value of the name field. Valid values of N: 1 to 3. |
| IsAsync | Boolean | No | false | The mode for creating the alert rule. Valid value:<br>• true: creates asynchronously<br>• false (default value): creates synchronously |

For more information about common request parameters, see Common parameters.

## Response parameters

| Parameter | Type | Example | Description |
| --- | --- | --- | --- |
| RequestId | String | 3E73F1AB-D195-438A-BCA7-2F4355789C58 | The ID of the request. |

| Parameter | Type | Example | Description |
| --- | --- | --- | --- |
| Success | Boolean | true | Indicates whether the call is successful. Valid value:<br>• true: The call is successful.<br>• false: The call fails. |
| Code | Integer | 200 | The HTTP status code.<br>**Note** The status code 200 indicates that the call is successful. |
| Message | String | The specified resource is not found. | The error message. |

## Examples

### Sample requests

```
http(s)://[Endpoint]/?Action=PutMonitorGroupDynamicRule
&GroupId=123456
&GroupRules.1.Category=ecs
&GroupRules.1.FilterRelation=and
&GroupRules.1.Filters.1.Function=contains
&GroupRules.1.Filters.1.1ame=hostName
&GroupRules.1.Filters.1.Value=nginx
&<Common request parameters>
```

### Sample success responses

`XML` format

```
<PutMonitorGroupDynamicRuleResponse>
      <RequestId>3E73F1AB-D195-438A-BCA7-2F4355789C58</RequestId>
      <Success>true</Success>
      <Code>200</Code>
</PutMonitorGroupDynamicRuleResponse>
```

`JSON` format

```
{
  "RequestId": "3E73F1AB-D195-438A-BCA7-2F4355789C58",
  "Success": true,
  "Code": 200
}
```

## Error codes

| HttpCode | Error code | Error message | Description |
| --- | --- | --- | --- |
| 404 | ResourceNotFound | The specified resource is not found. | The error message returned because the specified resource is not found. |

For a list of error codes, visit the API Error Center.

# 1.7.7. ModifyMonitorGroupInstances

Changes the instances added to an application group.

## Debugging

OpenAPI Explorer automatically calculates the signature value. For your convenience, we recommend that you call this operation in OpenAPI Explorer. OpenAPI Explorer dynamically generates the sample code of the operation for different SDKs.

## Request parameters

| Parameter | Type | Required | Example | Description |
| --- | --- | --- | --- | --- |
| Action | String | Yes | ModifyMonitorGroupInstances | The operation that you want to perform. Set the value to ModifyMonitorGroupInstances. |
| GroupId | Long | Yes | 12345 | The ID of the application group. |
| | | | | The abbreviation of the name of the service to which the instances to be added to the application group belong. Valid values:<br>• ECS: Elastic Compute Service (ECS) instances provided by Alibaba Cloud and hosts not provided by Alibaba Cloud<br>• RDS: ApsaraDB for RDS<br>• ADS: AnalyticDB<br>• SLB: Server Load Balancer (SLB)<br>• VPC: Virtual Private Cloud (VPC)<br>• APIGATEWAY: API Gateway<br>• CDN: Alibaba Cloud Content Delivery Network (CDN)<br>• CS: Container Service for Swarm<br>• DCDN: Dynamic Route for CDN<br>• DDoS: Anti-DDoS Pro<br>• EIP: Elastic IP Address (EIP)<br>• ELASTICSEARCH: Elasticsearch |

| Parameter | Type | Required | Example | Description |
| --- | --- | --- | --- | --- |
| | | | | • EMR: E-MapReduce<br>• ESS: Auto Scaling |
| Instances.N.Category | String | Yes | ECS | • HBASE: ApsaraDB for Hbase<br>• IOT_EDGE: IoT Edge<br>• K8S_POD: pods in Container Service for Kubernetes<br>• KVSTORE_SHARDING: ApsaraDB for Redis of the cluster architecture<br>• KVSTORE_SPLITRW: ApsaraDB for Redis of the read/write splitting architecture<br>• KVSTORE_STANDARD: ApsaraDB for Redis of the standard architecture<br>• MEMCACHE: ApsaraDB for Memcache<br>• MNS: Message Service (MNS)<br>• MONGODB: ApsaraDB for MongoDB of the replica set architecture<br>• MONGODB_CLUSTER: ApsaraDB for MongoDB of the cluster architecture<br>• MONGODB_SHARDING: ApsaraDB for MongoDB of the sharded cluster architecture<br>• MQ_TOPIC: MNS topics<br>• OCS: ApsaraDB for Memcache of earlier versions<br>• OPENSEARCH: Open Search<br>• OSS: Object Storage Service (OSS)<br>• POLARDB: PolarDB<br>• PETADATA: HybridDB for MySQL<br>• SCDN: Secure Content Delivery Network (SCDN)<br>• SHAREBANDWIDTHPACKAGES: EIP Bandwidth Plan<br>• SLS: Log Service<br>• VPN: VPN Gateway<br>Valid values of N: 1 to 2000. |
| Instances.N.InstanceId | String | Yes | i-a2d5q7pm12**** | The ID of the instance. Valid values of N: 1 to 2000. |
| Instances.N.InstanceName | String | Yes | HostName | The name of the instance. Valid values of N: 1 to 2000. |
| Instances.N.RegionId | String | Yes | cn-hangzhou | The ID of the region where the instance resides. Valid values of N: 1 to 2000. |

## Response parameters

| Parameter | Type | Example | Description |
| --- | --- | --- | --- |
| Code | Integer | 200 | The HTTP status code.<br>**Note** The status code 200 indicates that the call was successful. |
| Message | String | success | The returned message. |
| RequestId | String | FEC7EDB3-9B08-4AC0-A42A-329F5D14B95A | The ID of the request. |
| Success | Boolean | true | Indicates whether the call was successful. The value true indicates a success. The value false indicates a failure. |

## Examples

### Sample requests

```
http(s)://[Endpoint]/? Action=ModifyMonitorGroupInstances
&GroupId=123456
&Instances.1.Category=ECS
&Instances.1.InstanceId=i-a2d5q7pm12****
&Instances.1.InstanceName=hostName
&Instances.1.RegionId=cn-hangzhou
&<Common request parameters>
```

### Sample success responses

`XML` format

```
<ModifyMonitorGroupInstancesResponse>
      <RequestId>02977C39-9E74-430A-B35B-04CFBF0E7F64</RequestId>
      <Success>true</Success>
      <Code>200</Code>
</ModifyMonitorGroupInstancesResponse>
```

`JSON` format

```
{
  "RequestId": "02977C39-9E74-430A-B35B-04CFBF0E7F64",
  "Success": true,
  "Code": 200
}
```

## Error codes

For a list of error codes, visit the API Error Center.

# 1.7.8. ModifyMonitorGroup

Modifies an application group.

## Debugging

OpenAPI Explorer automatically calculates the signature value. For your convenience, we recommend that you call this operation in OpenAPI Explorer. OpenAPI Explorer dynamically generates the sample code of the operation for different SDKs.

## Request parameters

| Parameter | Type | Required | Example | Description |
|---|---|---|---|---|
| Action | String | Yes | ModifyMonitorGroup | The operation that you want to perform. Set the value to ModifyMonitorGroup. |
| GroupId | String | Yes | 123456 | The ID of the application group. |
| GroupName | String | No | ecs_group | The name of the application group. |
| ContactGroups | String | No | alarm_ecs_group | The alert groups that can receive alert notifications for the application group. |

## Response parameters

| Parameter | Type | Example | Description |
|---|---|---|---|
| Code | Integer | 200 | The HTTP status code.<br>**Note** The status code 200 indicates that the call was successful. |
| Message | String | The specified resource is not found. | The error message. |
| RequestId | String | C85A2870-5DF4-4269-BC50-ECB5E4591A80 | The ID of the request. |

| Parameter | Type | Example | Description |
| --- | --- | --- | --- |
| Success | Boolean | true | Indicates whether the call was successful. Valid values:<br>• true: The call was successful.<br>• false: The call failed. |

## Examples

### Sample requests

```
http(s)://[Endpoint]/? Action=ModifyMonitorGroup
&GroupId=123456
&GroupName=ecs_group
&<Common request parameters>
```

### Sample success responses

`XML` format

```
<ModifyMonitorGroupResponse>
      <RequestId>36FE4D3A-A907-4F2A-921C-89612FFA977B</RequestId>
      <Success>true</Success>
      <Code>200</Code>
</ModifyMonitorGroupResponse>
```

`JSON` format

```
{
  "RequestId": "36FE4D3A-A907-4F2A-921C-89612FFA977B",
  "Success": true,
  "Code": 200
}
```

## Error codes

For a list of error codes, visit the API Error Center.

# 1.7.9. ModifyGroupMonitoringAgentProcess

Modifies a process monitoring task for an application group.

## Debugging

OpenAPI Explorer automatically calculates the signature value. For your convenience, we recommend that you call this operation in OpenAPI Explorer. OpenAPI Explorer dynamically generates the sample code of the operation for different SDKs.

## Request parameters

| Parameter | Type | Required | Example | Description |
| --- | --- | --- | --- | --- |
| Action | String | Yes | ModifyGroupMonitoringAgentProcess | The operation that you want to perform. Set the value to ModifyGroupMonitoringAgentProcess. |
| AlertConfig.N.ComparisonOperator | String | Yes | GreaterThanOrEqualToThreshold | The comparison operator of the threshold for critical-level alerts. Valid values of N: 1 to 200. Valid values:<br>• GreaterThanOrEqualToThreshold: greater than or equal to the threshold<br>• GreaterThanThreshold: greater than the threshold<br>• LessThanOrEqualToThreshold: less than or equal to the threshold<br>• LessThanThreshold: less than the threshold<br>• NotEqualToThreshold: not equal to the threshold<br>• GreaterThanYesterday: greater than the metric value at the same time yesterday<br>• LessThanYesterday: less than the metric value at the same time yesterday<br>• GreaterThanLastWeek: greater than the metric value at the same time last week<br>• LessThanLastWeek: less than the metric value at the same time last week<br>• GreaterThanLastPeriod: greater than the metric value in the last monitoring cycle<br>• LessThanLastPeriod: less than the metric value in the last monitoring cycle |
| AlertConfig.N.EscalationsLevel | String | Yes | warn | The level of the alert. Default value: critical. Valid values of N: 1 to 200. Valid values:<br>• critical<br>• warn<br>• info |

| Parameter | Type | Required | Example | Description |
| --- | --- | --- | --- | --- |
| AlertConfig.N.Threshold | String | Yes | 5 | The threshold for triggering alerts. Valid values of N: 1 to 200. |
| AlertConfig.N.Times | String | Yes | 3 | The number of times for which the threshold can be consecutively exceeded. Valid values of N: 1 to 200. Default value: 3.<br>**Note** A metric triggers an alert only after the metric value reaches the threshold consecutively for the specified times. |
| GroupId | String | Yes | 12345 | The ID of the application group. |
| Id | String | Yes | 92E3065F-0980-4E31-9AA0-******* | The ID of the process monitoring task. |
| MatchExpressFilterRelation | String | No | and | The logical operator used between conditional expressions that are used to match instances. Valid values:<br>• all<br>• and<br>• or |
| AlertConfig.N.EffectiveInterval | String | No | 00:00-22:59 | The time period during which the alert rule is effective. Valid values of N: 1 to 200. |
| AlertConfig.N.NoEffectiveInterval | String | No | 23:00-23:59 | The time period during which the alert rule is ineffective. Valid values of N: 1 to 200. |

| Parameter | Type | Required | Example | Description |
| --- | --- | --- | --- | --- |
| AlertConfig.N.SilenceTime | String | No | 86400 | The duration of the mute period during which new alerts are not sent even if the trigger conditions are met. Valid values of N: 1 to 200.<br>Unit: seconds. Minimum value: 3600, which is equivalent to one hour. Default value: 86400, which is equivalent to one day.<br>**Note** Only one alert notification is sent during each mute period even if the metric value consecutively exceeds the alert threshold several times. |
| AlertConfig.N.Webhook | String | No | http://ww.aliyun.com | The callback URL to which a POST request is sent when an alert is triggered based on the alert rule. Valid values of N: 1 to 200. |
| AlertConfig.N.Statistics | String | No | Average | The method used to calculate the metric values. Valid values of N: 1 to 200.<br>**Note** Set the value to Average. |

## Response parameters

| Parameter | Type | Example | Description |
| --- | --- | --- | --- |
| RequestId | String | 7985D471-3FA8-4EE9-8F4B-45C19DF3D36F | The ID of the request. |
| Code | String | 200 | The HTTP status code.<br>**Note** The status code 200 indicates that the call was successful. |
| Success | Boolean | true | Indicates whether the call was successful. The value true indicates a success. The value false indicates a failure. |

| Parameter | Type | Example | Description |
| --- | --- | --- | --- |
| Message | String | The Request is not authorization. | The returned message. |

## Examples

### Sample requests

```
http(s)://[Endpoint]/? Action=ModifyGroupMonitoringAgentProcess
&AlertConfig.1.ComparisonOperator=GreaterThanOrEqualToThreshold
&AlertConfig.1.EscalationsLevel=warn
&AlertConfig.1.Threshold=5
&AlertConfig.1.Times=3
&GroupId=12345
&Id=92E3065F-0980-4E31-9AA0-*******
&<Common request parameters>
```

### Sample success responses

`XML` format

```
<ModifyGroupMonitoringAgentProcess>
    <RequestId>7985D471-3FA8-4EE9-8F4B-45C19DF3D36F</RequestId>
    <Success>true</Success>
    <Code>200</Code>
</ModifyGroupMonitoringAgentProcess>
```

`JSON` format

```
{
 "RequestId": "7985D471-3FA8-4EE9-8F4B-45C19DF3D36F",
 "Success": true,
 "Code": 200
}
```

## Error codes

For a list of error codes, visit the API Error Center.

# 1.7.10. DescribeMonitorGroupDynamicRules

Queries dynamic rules of an application group.

## Debugging

OpenAPI Explorer automatically calculates the signature value. For your convenience, we recommend that you call this operation in OpenAPI Explorer. OpenAPI Explorer dynamically generates the sample code of the operation for different SDKs.

## Request parameters

| Parameter | Type | Required | Example | Description |
| --- | --- | --- | --- | --- |
| Action | String | Yes | DescribeMonitorGroupDynamicRules | The operation that you want to perform. Set the value to DescribeMonitorGroupDynamicRules. |
| GroupId | Long | Yes | 123456 | The ID of application group. |

## Response parameters

| Parameter | Type | Example | Description |
| --- | --- | --- | --- |
| Code | Integer | 200 | The HTTP status code.<br>**Note** The value 200 indicates that the call was successful. |
| Message | String | The specified resource is not found. | The error message. |
| RequestId | String | 2170B94A-1576-4D65-900E-2093037CDAF3 | The ID of the request. |
| Resource | Array of Resource | | The resources that is associated with the application group. |
| Resource | | | |
| Category | String | ecs | The type of the cloud service to which the dynamic rule belongs. Valid values:<br>• ecs: Elastic Compute Service (ECS)<br>• rds: ApsaraDB RDS<br>• slb: Server Load Balancer (SLB) |
| FilterRelation | String | and | The filtering condition. Valid values:<br>• and: queries the instances that meet all alert rules<br>• or: queries the instances that meet any alert rule |
| Filters | Array of Filter | | The dynamic rules of the application group. |

| Parameter | Type | Example | Description |
| --- | --- | --- | --- |
| Filter | | | |
| Function | String | contains | The method that is used to filter the instances. Valid values:<br>• contains: includes a specified element<br>• startWith: specifies a prefix<br>• endWith: specifies a suffix |
| Name | String | hostName | The name of the instance. |
| Value | String | 1 | The value of the dynamic rule. |
| Success | Boolean | true | Indicates whether the call was successful. Valid values:<br>• true: The call was successful.<br>• false: The call failed. |

## Examples

### Sample request

```
http(s)://[Endpoint]/? Action=DescribeMonitorGroupDynamicRules
&GroupId=123456
&<Common request parameters>
```

### Sample success responses

`XML` format

```
<DescribeMonitorGroupDynamicRulesResponse>
   <RequestId>38D0A8B4-7231-4E3E-A39F-D8CE3E242AC7</RequestId>
   <Resource>
      <Resource>
         <FilterRelation>and</FilterRelation>
         <Filters>
            <Filter>
               <Function>contains</Function>
               <Value>1</Value>
               <Name>hostName</Name>
            </Filter>
         </Filters>
         <Category>ecs</Category>
      </Resource>
   </Resource>
   <Code>200</Code>
   <Success>true</Success>
</DescribeMonitorGroupDynamicRulesResponse>
```

`JSON` format

```
{
 "RequestId": "38D0A8B4-7231-4E3E-A39F-D8CE3E242AC7",
 "Resource": {
  "Resource": [
   {
    "FilterRelation": "and",
    "Filters": {
     "Filter": [
      {
       "Function": "contains",
       "Value": "1",
       "Name": "hostName"
      }
     ]
    },
    "Category": "ecs"
   }
  ]
 },
 "Code": 200,
 "Success": true
}
```

## Error codes

For a list of error codes, visit the API Error Center.

# 1.7.11. DescribeMonitorGroupInstanceAttribute

Queries the details of the resources in an application group.

## Debugging

OpenAPI Explorer automatically calculates the signature value. For your convenience, we recommend that you call this operation in OpenAPI Explorer. OpenAPI Explorer dynamically generates the sample code of the operation for different SDKs.

## Request parameters

| Parameter | Type | Required | Example | Description |
|---|---|---|---|---|
| Action | String | Yes | DescribeMonitorGroupInstanceAttribute | The operation that you want to perform. Set the value to DescribeMonitorGroupInstanceAttribute. |
| GroupId | Long | Yes | 123456 | The ID of the application group. |
| PageNumber | Integer | No | 1 | The number of the page to return. Default value: 1. |
| PageSize | Integer | No | 10 | The number of entries to return on each page. |
| Total | Boolean | No | true | Specifies whether to return the total number of resources in the specified application group. Default value: true. Valid values:<br>• true<br>• false |
| | | | | The name of the cloud service to which the resource belongs. Valid values:<br>• PolarDB: PolarDB<br>• NewBGPDDoS: Anti-DDoS Pro<br>• IoTDevice: IoT Platform<br>• DRDS: PolarDB-X<br>• VS: Video Surveillance System<br>• AMQP: Alibaba Cloud Message Queue for AMQP<br>• ADS: AnalyticDB<br>• APIGateway: API Gateway<br>• InternetSharedBandwidth: EIP Bandwidth Plan<br>• CDN: Alibaba Cloud Content Delivery Network (CDN)<br>• CEN: Cloud Enterprise Network (CEN) |

| Parameter | Type | Required | Example | Description |
| --- | --- | --- | --- | --- |
| | | | | • DCDN: Dynamic Route for CDN (DCDN)<br>• DDoS: Anti-DDoS<br>• ECS: Elastic Compute Service (ECS)<br>• DirectMail: Direct Mail<br>• Elasticsearch: Elasticsearch<br>• EMR: E-MapReduce (EMR)<br>• ESS: Auto Scaling<br>• FunctionCompute: Function Compute<br>• RealtimeCompute: Realtime Compute for Apache Flink<br>• GlobalAcceleration: Global Accelerator (GA)<br>• Hbase: ApsaraDB for HBase<br>• TSDB: Time Series Database (TSDB)<br>• IPv6trans: IPv6 Translation Service<br>• Kafka: Message Queue for Apache Kafka<br>• Kubernetes: Container Service for Kubernetes (ACK)<br>• KVstore: ApsaraDB for Redis<br>• MNS: Message Service (MNS)<br>• MongoDB: ApsaraDB for MongoDB<br>• MQ: Message Queue<br>• NAT: NAT Gateway<br>• OpenAd: Open Ad<br>• OpenSearch: Open Search<br>• OSS: Object Storage Service (OSS)<br>• PCDN: P2P CDN<br>• petadata: HybridDB for MySQL<br>• RDS: ApsaraDB RDS<br>• SCDN: Secure CDN<br>• SLB: Server Load Balancer (SLB)<br>• SLS: Log Service<br>• VideoLive: ApsaraVideo Live<br>• VOD: ApsaraVideo VOD<br>• EIP: Elastic IP Address (EIP)<br>• VPN: VPN Gateway<br>• AIRec: Artificial Intelligence Recommendation (AIRec)<br>• GPDB: AnalyticDB for PostgreSQL<br>• DBS: Database Backup (DBS)<br>• SAG: Smart Access Gateway (SAG)<br>• Memcache: ApsaraDB for Memcache |

| Parameter | Type | Required | Example | Description |
| --- | --- | --- | --- | --- |
| Category | String | No | ecs | • IOT_EDGE: Link IoT Edge<br>• OCS: ApsaraDB for Memcache (previous version)<br>• VPC: Express Connect<br>• EHPC: Elastic High Performance Computing (E-HPC)<br>• MPS: ApsaraVideo Media Processing (MPS)<br>• ENS: Edge Node Service (ENS)<br>• MaxCompute_Prepay: MaxCompute<br>• IoT_Kubernetes: Edge Application Hosting<br>• CMS: CloudMonitor<br>• batchcomputenew: Batch Compute<br>• HBaseUE: ApsaraDB for HBase Performance-enhanced Edition<br>• UIS: Ultimate Internet Service (UIS)<br>• nls: Intelligent Speech Interaction<br>• ots: Tablestore<br>• NAS: Apsara File Storage NAS<br>• ECI: Elastic Container Instance (ECI)<br>• OpenAPI: OpenAPI Explorer<br>• pvtzpost: Alibaba Cloud DNS PrivateZone<br>• blinkonk8s: Flink on Kubernetes<br>• FunctionFlow: Serverless Workflow (SWF)<br>• SMC: Server Migration Center (SMC)<br>• ddosbgp: Anti-DDoS Origin<br>• baas: Blockchain as a Service<br>• privatelink: PrivateLink<br>• cds: ApsaraDB for Cassandra<br>• DDH: Dedicated Host<br>• RocketMQ: Message Queue for Apache RocketMQ<br>• ECC: Express Cloud Connect (ECC)<br>• hbaseserverless: ApsaraDB for HBase Serverless Edition<br>• mns_tmp: Message Service<br>• hdr: Hybrid Disaster Recovery (HDR)<br>• hbr: Hybrid Backup Recovery (HBR)<br>• ADB: AnalyticDB for MySQL V3.0<br>• tag: Tag Service<br>• GDB: Graph Database<br>• WAF: Web Application Firewall (WAF)<br>• hcs_sgw: Cloud Storage Gateway |

| Parameter | Type | Required | Example | Description |
| --- | --- | --- | --- | --- |
| | | | | (CSG)<br>• ipv6gateway: IPv6 Gateway<br>• RDS_SAR: ApsaraDB Exclusive Host Group<br>• learn: Machine Learning Platform for AI<br>• ROS: Resource Orchestration Service (ROS)<br>• OOS: Operation Orchestration Service (OOS)<br>• bds: Data Synchronization for HBase<br>• cfw: Cloud Firewall<br>• ddosDip: Anti-DDoS Premium<br>• datahub: DataHub<br>• hologres: Hologres<br>• ExpressConnect: Express Connect<br>• dbfs: Database File System (DBFS)<br>• clickhouse: ApsaraDB for ClickHouse<br>• k8s: Container Service for Kubernetes (ACK)<br>• DTS: Data Transmission Service (DTS)<br>• AnycastEIP: Anycast Elastic IP Address<br>• Lindorm: ApsaraDB for Lindorm<br>• config: Cloud Config<br>• spark: Databricks DataInsight (DDI)<br>• serverless: Serverless App Engine (SAE)<br>• alb: Application Load Balancer (ALB)<br>• oceanbase: ApsaraDB for OceanBase<br>• KMS: Key Management Service (KMS)<br>• lvwang: Content Moderation<br>• LinkVisual: LinkVisual<br>• tair: ApsaraDB for Redis Enhanced Edition (Tair)<br>• dlf: Data Lake Formation (DLF)<br>• networkmonitor: Site Monitoring<br>• pnc: Physical Network Change<br>• AIS: Alibaba Cloud Infrastructure<br>• cloudgame: Cloud Gaming Platform<br>• RTC: Real-Time Communication<br>• cloudbox: CloudBox<br>• actiontrail: ActionTrail<br>• cc: Cloud Connector<br>• disk: Elastic Block Storage (EBS) |

| Parameter | Type | Required | Example | Description |
|---|---|---|---|---|
| | | | | • easygene: Genomics Computing Platform<br>• cloudphone: Elastic Cloud Phone<br>• BMS: Bare Metal Management Service<br>• swas: Simple Application Server<br>• AvailabilityMonitoring: Availability Monitoring of CloudMonitor |
| Keyword | String | No | portal | The keyword that is used to search for resources. |
| InstanceIds | String | No | i-m5e0k0bexac8tykr**** | The ID of the resource. Separate multiple resource IDs with commas (,). You can query the details about a maximum of 20 resources at a time. |

## Response parameters

| Parameter | Type | Example | Description |
|---|---|---|---|
| RequestId | String | 9FB8EA79-7279-4482-8D6D-3D28EEDD871A | The ID of the request. |
| Code | Integer | 200 | The HTTP status code.<br>**Note** The status code 200 indicates that the call was successful. |
| Success | Boolean | true | Indicates whether the call was successful. Valid values:<br>• true: The call was successful.<br>• false: The call failed. |
| PageNumber | Integer | 1 | The page number of the returned page. |
| PageSize | Integer | 2 | The total number of returned pages. |
| Total | Integer | 12 | The total number of returned entries. |

| Parameter | Type | Example | Description |
| --- | --- | --- | --- |
| Resources | Array of Resource | | The resources that are associated with the application group. |
| Resource | | | |
| Category | String | ecs | The name of the cloud service. |
| Desc | String | desc_test | The description of the resource. |
| Dimension | String | {"instanceId":"i-m5e0k0bexac8tykr******"} | The dimensions of the resource that is associated with the application group. |
| InstanceId | String | i-m5e0k0bexac8tykr****** | The ID of the instance. |
| InstanceName | String | hostName | The name of the instance. |
| NetworkType | String | vpc | The type of the network. |
| Region | Struct | | The region IDs. |
| AvailabilityZone | String | cn-hangzhou-f | The available zone where the instance resides. |
| RegionId | String | cn-hangzhou | The ID of the region where the instance resides. |
| Tags | Array of Tag | | The tags of the resource. |
| Tag | | | |
| Key | String | instanceNetworkType | The key of the tag. |
| Value | String | VPC | The value of the tag. |
| Vpc | Struct | | The information about the VPC. |
| VpcInstanceId | String | vpc-2zew7etgiceg21**** | The ID of the VPC. |

| Parameter | Type | Example | Description |
| --- | --- | --- | --- |
| VswitchInstanceId | String | vsw-2ze36seq79n992**** | The ID of the vSwitch to which the instance belongs. |
| Message | String | The specified resource is not found. | The error message. |

## Examples

### Sample requests

```
http(s)://[Endpoint]/?Action=DescribeMonitorGroupInstanceAttribute
&GroupId=123456
&<Common request parameters>
```

### Sample success responses

`XML` format

```
<DescribeMonitorGroupInstanceAttributeResponse>
   <PageNumber>1</PageNumber>
   <PageSize>30</PageSize>
   <RequestId>7DB8DA3D-EDA6-46F8-9222-70C52416AE7D</RequestId>
   <Success>true</Success>
   <Code>200</Code>
   <Total>1</Total>
   <Resources>
      <Resource>
         <Vpc>
            <VswitchInstanceId>vsw-2ze36seq79n992****</VswitchInstanceId>
            <VpcInstanceId>vpc-2zew7etgiceg21****</VpcInstanceId>
         </Vpc>
         <Tags>
            <Tag>
               <Value>12345</Value>
               <Key>aliUid</Key>
            </Tag>
            <Tag>
               <Value>26842</Value>
               <Key>bid</Key>
            </Tag>
         </Tags>
         <NetworkType>VPC</NetworkType>
         <Category>RDS</Category>
         <Region>
            <RegionId>cn-hangzhou</RegionId>
            <AvailabilityZone>cn-hangzhou-MAZ8(f,g)</AvailabilityZone>
         </Region>
         <AliUid>127067667954****</AliUid>
         <InstanceId>i-m5e0k0bexac8tykr****</InstanceId>
         <Dimension>{\"userId\":\"127067667954****\",\"instanceId\":\"rm-bp179a8xfaz4i****\
"}</Dimension>
         <Desc>test_name</Desc>
         <InstanceName>test_name</InstanceName>
      </Resource>
   </Resources>
</DescribeMonitorGroupInstanceAttributeResponse>
```

`JSON` format

```
{
    "PageNumber": 1,
    "PageSize": 30,
    "RequestId": "7DB8DA3D-EDA6-46F8-9222-70C52416AE7D",
    "Success": true,
    "Code": 200,
    "Total": 1,
    "Resources": {
        "Resource": [
            {
                "Vpc": {
                    "VswitchInstanceId": "vsw-2ze36seq79n992****",
                    "VpcInstanceId": "vpc-2zew7etgiceg21****"
                },
                "Tags": {
                    "Tag": [
                        {
                            "Value": "12345",
                            "Key": "aliUid"
                        },
                        {
                            "Value": "26842",
                            "Key": "bid"
                        }
                    ]
                },
                "NetworkType": "VPC",
                "Category": "RDS",
                "Region": {
                    "RegionId": "cn-hangzhou",
                    "AvailabilityZone": "cn-hangzhou-MAZ8(f,g)"
                },
                "AliUid": "127067667954****",
                "InstanceId": "i-m5e0k0bexac8tykr****",
                "Dimension": "{\"userId\":\"127067667954****\",\"instanceId\":\"rm-bp179a8x
faz4i****\"}",
                "Desc": "test_name",
                "InstanceName": "test_name"
            }
        ]
    }
}
```


## Error codes

| HttpCode | Error code | Error message | Description |
|---|---|---|---|
| 404 | ResourceNotFound | The specified resource is not found. | The error message returned because the specified resource is not found. |

For a list of error codes, visit the API Error Center.

# 1.7.12. DescribeMonitorGroupCategories

Queries the cloud services to which the resources in an application group belong and the number of resources that belong to each cloud service in the application group.

## Debugging

OpenAPI Explorer automatically calculates the signature value. For your convenience, we recommend that you call this operation in OpenAPI Explorer. OpenAPI Explorer dynamically generates the sample code of the operation for different SDKs.

## Request parameters

| Parameter | Type | Required | Example | Description |
|---|---|---|---|---|
| Action | String | Yes | DescribeMonitorGroupCategories | The operation that you want to perform. Set the value to DescribeMonitorGroupCategories. |
| GroupId | Long | Yes | 123456 | The ID of the application group. |

## Response parameters

| Parameter | Type | Example | Description |
|---|---|---|---|
| Code | Integer | 200 | The HTTP status code.<br>**Note** The status code 200 indicates that the call was successful. |
| Message | String | The specified resource is not found. | The error message. |
| MonitorGroupCategories | Struct | | The cloud services to which the resources in the application group belong and the number of resources that belong to the cloud service. |
| GroupId | Long | 123456 | The ID of the application group. |
| MonitorGroupCategory | Array of CategoryItem | | One of the cloud services to which the resources in the application group belong and the number of resources that belong to the cloud service. |

| Parameter | Type | Example | Description |
| --- | --- | --- | --- |
| CategoryItem | | | |
| Category | String | ECS | The name of the cloud service. Valid values:<br>• ecs: Elastic Compute Service (ECS) instances that are provided by Alibaba Cloud and hosts that are not provided by Alibaba Cloud<br>• rds: ApsaraDB RDS<br>• ads: AnalyticDB<br>• slb: Server Load Balancer (SLB)<br>• vpc: Virtual Private Cloud (VPC)<br>• apigateway: API Gateway<br>• cdn: Alibaba Cloud Content Delivery Network (CDN)<br>• cs: Container Service for Swarm<br>• dcdn: Dynamic Route for CDN (DCDN)<br>• ddos: Anti-DDoS<br>• eip: Elastic IP Address (EIP)<br>• elasticsearch: Elasticsearch<br>• emr: E-MapReduce<br>• ess: Auto Scaling<br>• hbase: ApsaraDB for HBase<br>• iot_edge: IoT Edge<br>• k8s_pod: pods in Container Service for Kubernetes (ACK)<br>• kvstore_sharding: ApsaraDB for Redis of the cluster master-replica architecture<br>• kvstore_splitrw: ApsaraDB for Redis of the read/write splitting architecture<br>• kvstore_standard: ApsaraDB for Redis of the standard master-replica architecture<br>• memcache: ApsaraDB for Memcache<br>• mns: Message Service (MNS)<br>• mongodb: ApsaraDB for MongoDB of the replica set architecture<br>• mongodb_cluster: ApsaraDB for MongoDB of the cluster architecture<br>• mongodb_sharding: ApsaraDB for MongoDB of the sharded cluster architecture<br>• mq_topic: MNS topics<br>• ocs: ApsaraDB for Memcache of earlier versions<br>• opensearch: Open Search |

| Parameter | Type | Example | Description |
| --- | --- | --- | --- |
| | | | • oss: Object Storage Service (OSS)<br>• polardb: PolarDB<br>• petadata: HybridDB for MySQL<br>• scdn: Secure CDN (SCDN)<br>• sharebandwidthpackages: EIP Bandwidth Plan<br>• sls: Log Service<br>• vpn: VPN Gateway |
| Count | Integer | 1 | The number of resources that belong to the cloud service. |
| RequestId | String | 9E0347B0-EBC3-4769-A78D-D96F21C6BB52 | The ID of the request. |
| Success | Boolean | true | Indicates whether the call was successful. Valid values:<br>• true: The call was successful.<br>• false: The call failed. |

## Examples

### Sample requests

```
http(s)://[Endpoint]/? Action=DescribeMonitorGroupCategories
&GroupId=123456
&<Common request parameters>
```

### Sample success responses

`XML` format

```
<DescribeMonitorGroupCategoriesResponse>
   <RequestId>B7C9F725-E743-4F2E-81A2-4CC19783DC42</RequestId>
   <MonitorGroupCategories>
      <MonitorGroupCategory>
         <CategoryItem>
            <Category>ECS</Category>
            <Count>39</Count>
         </CategoryItem>
      </MonitorGroupCategory>
      <GroupId>123456</GroupId>
   </MonitorGroupCategories>
   <Code>200</Code>
   <Success>true</Success>
</DescribeMonitorGroupCategoriesResponse>
```

`JSON` format

```
{
 "RequestId": "B7C9F725-E743-4F2E-81A2-4CC19783DC42",
 "MonitorGroupCategories": {
  "MonitorGroupCategory": {
   "CategoryItem": [
    {
     "Category": "ECS",
     "Count": 39
    }
   ]
  },
  "GroupId": 123456
 },
 "Code": 200,
 "Success": true
}
```

## Error codes

For a list of error codes, visit the API Error Center.

# 1.7.13. DescribeMonitorGroups

Queries application groups.

This topic provides an example of how to query the application groups of the current account. The response indicates that the current account contains the `testGroup124` and `test123` application groups.

## Debugging

OpenAPI Explorer automatically calculates the signature value. For your convenience, we recommend that you call this operation in OpenAPI Explorer. OpenAPI Explorer dynamically generates the sample code of the operation for different SDKs.

## Request parameters

| Parameter | Type | Required | Example | Description |
|---|---|---|---|---|
| Action | String | Yes | DescribeMonitorGroups | The operation that you want to perform. Set the value to DescribeMonitorGroups. |
| GroupName | String | No | testGroup124 | The name of the application group. |
| Keyword | String | No | test | The keyword to be matched. |

| Parameter | Type | Required | Example | Description |
| --- | --- | --- | --- | --- |
| PageSize | Integer | No | 30 | The number of entries to return on each page.<br>Default value: 30. |
| PageNumber | Integer | No | 1 | The number of the page to return.<br>Pages start from page 1. Default value: 1. |
| InstanceId | String | No | i-abcdefgh12**** | The ID of the instance that belongs to the specified application group. This parameter is used to query the application group to which the specified instance belongs. |
| SelectContactGroups | Boolean | No | true | Specifies whether to include the alert groups in the response. Valid values:<br>• true: to include the alert groups.<br>• false: to exclude the alert groups. |
| IncludeTemplateHistory | Boolean | No | true | Specifies whether to include the historical alert templates that are applied to the application group in the response. Valid values:<br>• true: to include the historical alert templates.<br>• false: to exclude the historical alert templates. |
| Tag.N.Key | String | No | tagKey1 | The tag key of the application group. Valid values of N: 1 to 5. |
| Tag.N.Value | String | No | tagValue1 | The tag value of the application group. Valid values of N: 1 to 5. |

| Parameter | Type | Required | Example | Description |
| --- | --- | --- | --- | --- |
| Type | String | No | custom | The type of the application group. Valid values:<br>• custom: a self-managed application group.<br>• ehpc_cluster: an application group that is synchronized from an Elastic High Performance Computing (E-HPC) cluster.<br>• kubernetes: an application group that is synchronized from a Container Service for Kubernetes (ACK) cluster. |
| DynamicTagRuleId | String | No | 6b882d9a-5117-42e2-9d0c-4749a0c6**** | The ID of the tag rule. |
| GroupFounderTagKey | String | No | GroupKey1 | The tag key that is created for the application group by using the tag rule. |
| GroupFounderTagValue | String | No | GroupValue1 | The tag value that is created for the application group by using the tag rule. |
| GroupId | String | No | 92**** | The IDs of the application groups. Separate multiple IDs with commas (,). |

For more information about common request parameters, see Common parameters.

## Response parameters

| Parameter | Type | Example | Description |
| --- | --- | --- | --- |
| RequestId | String | F02B299A-D374-4595-9F55-7534D604F132 | The ID of the request. |
| Message | String | The specified resource is not found. | The returned message. |
| PageNumber | Integer | 1 | The page number of the returned page. |
| PageSize | Integer | 30 | The number of entries returned per page. |

| Parameter | Type | Example | Description |
| --- | --- | --- | --- |
| Code | Integer | 200 | The HTTP status code.<br>**Note** The value 200 indicates that the call was successful. |
| Resources | Array of Resource | | The resources that are associated with the application group. |
| Resource | | | |
| BindUrl | String | https://aliyun.com | The URL of the ACK cluster from which the application group is synchronized. |
| ContactGroups | Array of ContactGroup | | The alert groups. |
| ContactGroup | | | |
| Name | String | CloudMonitor | The name of the alert group. |
| DynamicTagRuleId | String | 6b882d9a-5117-42e2-9d0c-4749a0c6**** | The ID of the tag rule. |
| GmtCreate | Long | 1603181891000 | The timestamp when the application group was created.<br>This value is a UNIX timestamp that represents the number of milliseconds that have elapsed since January 1, 1970, 00:00:00 UTC. |
| GmtModified | Long | 1603181891000 | The timestamp when the application group was last modified.<br>This value is a UNIX timestamp that represents the number of milliseconds that have elapsed since January 1, 1970, 00:00:00 UTC. |
| GroupFounderTagKey | String | GroupKey1 | The tag key that is created for the application group by using the tag rule. |
| GroupFounderTagValue | String | GroupValue1 | The tag value that is created for the application group by using the tag rule. |

| Parameter | Type | Example | Description |
| --- | --- | --- | --- |
| GroupId | Long | 12345 | The ID of the application group. |
| GroupName | String | test123 | The name of the application group. |
| ServiceId | String | 49**** | The ID of the Alibaba Cloud service. |
| Tags | Array of Tag | | The tags that are attached to the application group. |
| Tag | | | |
| Key | String | tagKey1 | The tag key of the application group. |
| Value | String | tagValue1 | The tag value of the application group. |
| TemplateIds | List | 92**** | The alert templates that are applied to the application group. |
| Type | String | custom | The type of the application group. Valid values:<br>• custom: a self-managed application group.<br>• ehpc_cluster: an application group that is synchronized from an E-HPC cluster.<br>• kubernetes: an application group that is synchronized from an ACK cluster. |
| Success | Boolean | true | Indicates whether the call was successful. Valid values:<br>• true: The call was successful.<br>• false: The call failed. |
| Total | Integer | 10 | The total number of returned entries. |

## Examples

### Sample requests

```
http(s)://[Endpoint]/?Action=DescribeMonitorGroups
&<Common request parameters>
```

Sample success responses

`XML` format

```
<DescribeMonitorGroupsResponse>
      <RequestId>F02B299A-D374-4595-9F55-7534D604F132</RequestId>
      <PageSize>30</PageSize>
      <PageNumber>1</PageNumber>
      <Total>2</Total>
      <Resources>
            <Resource>
                  <GroupName>testGroup124</GroupName>
                  <ContactGroups>
                        <ContactGroup>
                              <Name>CloudMonitor</Name>
                        </ContactGroup>
                  </ContactGroups>
                  <Type>custom</Type>
                  <GmtCreate>1603181891000</GmtCreate>
                  <GmtModified>1603181891000</GmtModified>
                  <GroupFounderTagKey>1204</GroupFounderTagKey>
                  <GroupFounderTagValue>001</GroupFounderTagValue>
                  <TemplateIds>
                        <TemplateId>92****</TemplateId>
                  </TemplateIds>
                  <Tags>
                        <Tag>
                              <Value>tagKey1</Value>
                              <Key>tagValue1</Key>
                        </Tag>
                  </Tags>
                  <GroupId>7301****</GroupId>
            </Resource>
            <Resource>
                  <GroupName>test123</GroupName>
                  <ContactGroups>
                        <ContactGroup>
                              <Name>CloudMonitor</Name>
                        </ContactGroup>
                  </ContactGroups>
                  <Type>tag</Type>
                  <GmtCreate>1603181891000</GmtCreate>
                  <DynamicTagRuleId>6b882d9a-5117-42e2-9d0c-4749a0c6****</DynamicTagRuleId>
                  <GmtModified>1603181891000</GmtModified>
                  <GroupFounderTagKey>GroupKey1</GroupFounderTagKey>
                  <GroupFounderTagValue>GroupValue1</GroupFounderTagValue>
                  <TemplateIds></TemplateIds>
                  <Tags></Tags>
                  <GroupId>12345</GroupId>
            </Resource>
      </Resources>
      <Code>200</Code>
      <Success>true</Success>
</DescribeMonitorGroupsResponse>
```

`JSON` format


```
{
    "RequestId": "F02B299A-D374-4595-9F55-7534D604F132",
    "PageSize": 30,
    "PageNumber": 1,
    "Total": 2,
    "Resources": {
        "Resource": [
            {
                "GroupName": "testGroup124",
                "ContactGroups": {
                    "ContactGroup": [
                        {
                            "Name": "CloudMonitor"
                        }
                    ]
                },
                "Type": "custom",
                "GmtCreate": 1603181891000,
                "GmtModified": 1603181891000,
                "GroupFounderTagKey": "1204",
                "GroupFounderTagValue": "001",
                "TemplateIds": {
                    "TemplateId": [
                        "92****"
                    ]
                },
                "Tags": {
                    "Tag": [
                        {
                            "Value": "tagKey1",
                            "Key": "tagValue1"
                        }
                    ]
                },
                "GroupId": "7301****"
            },
            {
                "GroupName": "test123",
                "ContactGroups": {
                    "ContactGroup": [
                        {
                            "Name": "CloudMonitor"
                        }
                    ]
                },
                "Type": "tag",
                "GmtCreate": 1603181891000,
                "DynamicTagRuleId": "6b882d9a-5117-42e2-9d0c-4749a0c6****",
                "GmtModified": 1603181891000,
                "GroupFounderTagKey": "GroupKey1",
                "GroupFounderTagValue": "GroupValue1",
                "TemplateIds": {
```

```
                    "TemplateId": []
                },
                "Tags": {
                    "Tag": []
                },
                "GroupId": 12345
            }
        ]
    },
    "Code": 200,
    "Success": true
}
```

## Error codes

| HTTP status code | Error code | Error message | Description |
|---|---|---|---|
| 404 | ResourceNotFound | The specified resource is not found. | The error message returned because the specified resource is not found. |

For a list of error codes, visit the API Error Center.

# 1.7.14. DescribeMonitorGroupInstances

Queries the resources in an application group.

## Debugging

OpenAPI Explorer automatically calculates the signature value. For your convenience, we recommend that you call this operation in OpenAPI Explorer. OpenAPI Explorer dynamically generates the sample code of the operation for different SDKs.

## Request parameters

| Parameter | Type | Required | Example | Description |
|---|---|---|---|---|
| Action | String | Yes | DescribeMonitorGroupInstances | The operation that you want to perform. Set the value to DescribeMonitorGroupInstances. |
| GroupId | Long | Yes | 12345 | The ID of the application group. |
| PageSize | Integer | No | 10 | The number of entries to return on each page. Default value: 10. |

| Parameter | Type | Required | Example | Description |
| --- | --- | --- | --- | --- |
| PageNumber | Integer | No | 1 | The number of the page to return. Default value: 1. |
| Category | String | No | ECS | The abbreviation of the name of the service to which the instances in the application group belong. Valid values:<br>• ECS: Elastic Compute Service (ECS) instances provided by Alibaba Cloud and hosts not provided by Alibaba Cloud<br>• RDS: ApsaraDB for RDS<br>• ADS: AnalyticDB<br>• SLB: Server Load Balancer (SLB)<br>• VPC: Virtual Private Cloud (VPC)<br>• APIGATEWAY: API Gateway<br>• CDN: Alibaba Cloud Content Delivery Network (CDN)<br>• CS: Container Service for Swarm<br>• DCDN: Dynamic Route for CDN<br>• DDoS: Anti-DDoS Pro<br>• EIP: Elastic IP Address (EIP)<br>• ELASTICSEARCH: Elasticsearch<br>• EMR: E-MapReduce<br>• ESS: Auto Scaling<br>• HBASE: ApsaraDB for Hbase<br>• IOT_EDGE: IoT Edge<br>• K8S_POD: pods in Container Service for Kubernetes<br>• KVSTORE_SHARDING: ApsaraDB for Redis of the cluster architecture<br>• KVSTORE_SPLITRW: ApsaraDB for Redis of the read/write splitting architecture<br>• KVSTORE_STANDARD: ApsaraDB for Redis of the standard architecture<br>• MEMCACHE: ApsaraDB for Memcache<br>• MNS: Message Service (MNS)<br>• MONGODB: ApsaraDB for MongoDB of the replica set architecture<br>• MONGODB_CLUSTER: ApsaraDB for MongoDB of the cluster architecture<br>• MONGODB_SHARDING: ApsaraDB for MongoDB of the sharded cluster architecture |

| Parameter | Type | Required | Example | Description |
|---|---|---|---|---|
| | | | | • MQ_TOPIC: MNS topics<br>• OCS: ApsaraDB for Memcache of earlier versions<br>• OPENSEARCH: Open Search<br>• OSS: Object Storage Service (OSS)<br>• POLARDB: PolarDB<br>• PETADATA: HybridDB for MySQL<br>• SCDN: Secure Content Delivery Network (SCDN)<br>• SHAREBANDWIDTHPACKAGES: EIP Bandwidth Plan<br>• SLS: Log Service<br>• VPN: VPN Gateway<br>Valid values of N: 1 to 200. |
| Keyword | String | No | s1 | The keyword used to search for instances. Fuzzy search based on instance name is supported. |
| InstanceIds | String | No | i-x1234568 | The ID of the instance. You can query multiple instances by specifying multiple IDs. |

## Response parameters

| Parameter | Type | Example | Description |
|---|---|---|---|
| RequestId | String | 97F2A410-9412-499C-9AD1-76EF7EC02DF2 | The ID of the request. |
| Success | Boolean | true | Indicates whether the call was successful. |
| PageNumber | Integer | 1 | The number of the returned page. |
| PageSize | Integer | 10 | The number of entries returned on each page. |
| Code | Integer | 200 | The HTTP status code.<br>**Note** The status code 200 indicates that the call was successful. |

| Parameter | Type | Example | Description |
| --- | --- | --- | --- |
| Resources | Array | N/A | The information about the resources in the application group. |
| Resource | N/A | N/A | N/A |
| Category | String | ECS | The abbreviation of the service name. |
| Id | Long | 12345 | The ID of the resource. |
| InstanceId | String | i-2ze3w55tr2r**** | The ID of the instance. |
| InstanceName | String | hostIP | The name of the instance. |
| RegionId | String | cn-hangzhou | The ID of the region where the instance resides. |
| Total | Integer | 12 | The total number of entries returned. |
| Message | String | success | The returned message. |

## Examples

### Sample requests

```
http(s)://[Endpoint]/? Action=DescribeMonitorGroupInstances
&GroupId=12345
&<Common request parameters>
```

### Sample success responses

`XML` format

```
<PageNumber>1</PageNumber>
<PageSize>30</PageSize>
<RequestId>7670220A-0725-42EE-9252-8200C4F810D9</RequestId>
<Success>true</Success>
<Code>200</Code>
<Total>1</Total>
<Resources>
    <Resource>
        <Category>ECS</Category>
        <InstanceId>i-2ze3w55tr2rcpejp****</InstanceId>
        <RegionId>cn-beijing</RegionId>
        <InstanceName>dynamic_group_1</InstanceName>
    </Resource>
</Resources>
```

`JSON` format

```
{
    "PageNumber": 1,
    "PageSize": 30,
    "RequestId": "7670220A-0725-42EE-9252-8200C4F810D9",
    "Success": true,
    "Code": 200,
    "Total": 1,
    "Resources": {
        "Resource": [
            {
                "Category": "ECS",
                "InstanceId": "i-2ze3w55tr2rcpejp****",
                "RegionId": "cn-beijing",
                "InstanceName": "dynamic_group_1"
            }
        ]
    }
}
```

## Error codes

For a list of error codes, visit the API Error Center.

# 1.7.15. DescribeGroupMonitoringAgentProcess

Queries the process monitoring tasks for an application group.

You can create a process monitoring task to monitor all or the specified Elastic Compute Service (ECS) instances in an application group and set alert rules for the process monitoring task.

## Debugging

OpenAPI Explorer automatically calculates the signature value. For your convenience, we recommend that you call this operation in OpenAPI Explorer. OpenAPI Explorer dynamically generates the sample code of the operation for different SDKs.

## Request parameters

| Parameter | Type | Required | Example | Description |
|---|---|---|---|---|
| Action | String | Yes | DescribeGroupMonitoringAgentProcess | The operation that you want to perform. Set the value to DescribeGroupMonitoringAgentProcess. |
| GroupId | String | Yes | 12345 | The ID of the application group. |
| ProcessName | String | No | sshd | The name of the process monitoring task. |
| PageNumber | Integer | No | 1 | The number of the page to return. Default value: 1. |
| PageSize | Integer | No | 10 | The number of entries to return on each page. Default value: 10. |

## Response parameters

| Parameter | Type | Example | Description |
|---|---|---|---|
| RequestId | String | 7985D471-3FA8-4EE9-8F4B-45C19DF3D36F | The ID of the request. |
| Code | String | 200 | The HTTP status code.<br>**Note** The status code 200 indicates that the call was successful. |
| Success | Boolean | true | Indicates whether the call was successful. The value true indicates a success. The value false indicates a failure. |
| Processes | Array | N/A | The process monitoring tasks created for the application group. |
| Process | N/A | N/A | N/A |
| AlertConfig | Array | N/A | The configurations of the alert rule. |
| AlertConfig | N/A | N/A | N/A |

| Parameter | Type | Example | Description |
| --- | --- | --- | --- |
| ComparisonOperator | String | GreaterThanOrEqualToThreshold | The comparison operator of the threshold for critical-level alerts. Valid values:<br>• GreaterThanOrEqualToThreshold: greater than or equal to the threshold<br>• GreaterThanThreshold: greater than the threshold<br>• LessThanOrEqualToThreshold: less than or equal to the threshold<br>• LessThanThreshold: less than the threshold<br>• NotEqualToThreshold: not equal to the threshold<br>• GreaterThanYesterday: greater than the metric value at the same time yesterday<br>• LessThanYesterday: less than the metric value at the same time yesterday<br>• GreaterThanLastWeek: greater than the metric value at the same time last week<br>• LessThanLastWeek: less than the metric value at the same time last week<br>• GreaterThanLastPeriod: greater than the metric value in the last monitoring cycle<br>• LessThanLastPeriod: less than the metric value in the last monitoring cycle |
| EffectiveInterval | String | 00:00-23:59 | The time period during which the alert rule is effective. |
| EscalationsLevel | String | warn | The level of the alert. Valid values:<br>• critical<br>• warn<br>• info |
| NoEffectiveInterval | String | 00:00-23:59 | The time period during which the alert rule is ineffective. |

| Parameter | Type | Example | Description |
| --- | --- | --- | --- |
| SilenceTime | String | 86400 | The duration of the mute period during which new alerts are not sent even if the trigger conditions are met. Unit: seconds. Minimum value: 3600, which is equivalent to one hour. Default value: 86400, which is equivalent to one day.<br>**Note** Only one alert notification is sent during each mute period even if the metric value consecutively exceeds the alert threshold several times. |
| Statistics | String | Average | The method used to calculate metric values that trigger alerts. |
| Threshold | String | 5 | The threshold for triggering alerts. |
| Times | String | 3 | The number of times for which the threshold can be consecutively exceeded.<br>**Note** A metric triggers an alert only after the metric value reaches the threshold consecutively for the specified times. |
| Webhook | String | http://www.aliyun.com | The callback URL to which a POST request is sent when an alert is triggered based on the alert rule. |
| GroupId | String | 12345 | The ID of the application group. |
| Id | String | 3F6150F9-45C7-43F9-9578-A58B2E72**** | The ID of the process monitoring task. |

| Parameter | Type | Example | Description |
| --- | --- | --- | --- |
| MatchExpress | Array | N/A | The conditional expressions used to match the instances.<br>**Note** Only the instances that meet the conditional expressions are monitored by the process monitoring task. |
| MatchExpress | N/A | N/A | N/A |
| Function | String | all | The method used to match the instances. Default value: all. Valid values:<br>• all<br>• startWith<br>• endWith<br>• contains<br>• notContains<br>• equals<br>**Note** The matched instances are monitored by the process monitoring task. |
| Name | String | name | The criteria based on which the instances are matched.<br>**Note** Set the value to `name`, indicating that the instances are matched based on instance name. |
| Value | String | portalHost | The keyword used to match the instance name. |
| MatchExpressFilterRelation | String | and | The logical operator used between conditional expressions that are used to match instances. Valid values:<br>• all<br>• and<br>• or |
| ProcessName | String | sshd | The name of the process monitoring task. |

| Parameter | Type | Example | Description |
| --- | --- | --- | --- |
| Message | String | The Request is not authorization. | The returned message. |
| PageNumber | String | 1 | The number of the returned page. Default value: 1. |
| PageSize | String | 10 | The number of entries returned on each page. Default value: 10. |
| Total | String | 28 | The total number of entries returned. |

## Examples

### Sample requests

```
http(s)://[Endpoint]/? Action=DescribeGroupMonitoringAgentProcess
&GroupId=12345
&<Common request parameters>
```

### Sample success responses

`XML` format

```
<DescribeGroupMonitoringAgentProcess>
          <RequestId>7985D471-3FA8-4EE9-8F4B-45C19DF3D36F</RequestId>
          <PageSize>10</PageSize>
          <PageNumber>1</PageNumber>
          <Total>28</Total>
          <Processes>
                <Process>
                      <ProcessName>sshd</ProcessName>
                      <MatchExpressFilterRelation>and</MatchExpressFilterRelation>
                      <Id>3F6150F9-45C7-43F9-9578-A58B2E72****</Id>
                      <GroupId>12345</GroupId>
                </Process>
                <Process>
                      <AlertConfig>
                            <AlertConfig>
                                  <Function>all</Function>
                                  <Value>portalHost</Value>
                                  <Name>name</Name>
                            </AlertConfig>
                            <AlertConfig>
                                  <NoEffectiveInterval>00:00-23:59</NoEffectiveInterval>
                                  <SilenceTime>86400</SilenceTime>
                                  <ComparisonOperator>GreaterThanOrEqualToThreshold</Compar
isonOperator>
                                  <Times>3</Times>
                                  <Webhook>http://www.aliyun.com</Webhook>
```

```
                                <EffectiveInterval>00:00-23:59</EffectiveInterval>
                                <EscalationsLevel>warn</EscalationsLevel>
                                <Statistics>Average</Statistics>
                                <Threshold>5</Threshold>
                            </AlertConfig>
                        </AlertConfig>
                        <MatchExpress>
                            <MatchExpress>
                                <Function>all</Function>
                                <Value>portalHost</Value>
                                <Name>name</Name>
                            </MatchExpress>
                            <MatchExpress>
                                <NoEffectiveInterval>00:00-23:59</NoEffectiveInterval>
                                <SilenceTime>86400</SilenceTime>
                                <ComparisonOperator>GreaterThanOrEqualToThreshold</Compar
isonOperator>
                                <Times>3</Times>
                                <Webhook>http://www.aliyun.com</Webhook>
                                <EffectiveInterval>00:00-23:59</EffectiveInterval>
                                <EscalationsLevel>warn</EscalationsLevel>
                                <Statistics>Average</Statistics>
                                <Threshold>5</Threshold>
                            </MatchExpress>
                        </MatchExpress>
                    </Process>
                </Processes>
                <Code>200</Code>
                <Success>true</Success>
</DescribeGroupMonitoringAgentProcess>
```

`JSON` format

```
{
    "RequestId":"7985D471-3FA8-4EE9-8F4B-45C19DF3D36F",
    "PageSize":"10",
    "PageNumber":"1",
    "Total":"28",
    "Processes":{
        "Process":[
            {
                "ProcessName":"sshd",
                "MatchExpressFilterRelation":"and",
                "Id":"3F6150F9-45C7-43F9-9578-A58B2E72****",
                "GroupId":"12345"
            },
            {
                "AlertConfig":{
                    "AlertConfig":[
                        {
                            "Function":"all",
                            "Value":"portalHost",
                            "Name":"name"
                        },
```

```
                        },
                        {
                            "NoEffectiveInterval":"00:00-23:59",
                            "SilenceTime":"86400",
                            "ComparisonOperator":"GreaterThanOrEqualToThreshold",
                            "Times":"3",
                            "Webhook":"http://www.aliyun.com",
                            "EffectiveInterval":"00:00-23:59",
                            "EscalationsLevel":"warn",
                            "Statistics":"Average",
                            "Threshold":"5"
                        }]
                },
                "MatchExpress":{
                    "MatchExpress":[
                        {
                            "Function":"all",
                            "Value":"portalHost",
                            "Name":"name"
                        },
                        {
                            "NoEffectiveInterval":"00:00-23:59",
                            "SilenceTime":"86400",
                            "ComparisonOperator":"GreaterThanOrEqualToThreshold",
                            "Times":"3",
                            "Webhook":"http://www.aliyun.com",
                            "EffectiveInterval":"00:00-23:59",
                            "EscalationsLevel":"warn",
                            "Statistics":"Average",
                            "Threshold":"5"
                        }]
                }
            }]
    },
    "Code":"200",
    "Success":"true"
}
```


## Error codes

For a list of error codes, visit the API Error Center.

# 1.7.16. DescribeMonitorGroupNotifyPolicyList

Queries policies that are used to pause alert notifications for an application group.

## Debugging

OpenAPI Explorer automatically calculates the signature value. For your convenience, we recommend that you call this operation in OpenAPI Explorer. OpenAPI Explorer dynamically generates the sample code of the operation for different SDKs.

## Request parameters

| Parameter | Type | Required | Example | Description |
| --- | --- | --- | --- | --- |
| Action | String | Yes | DescribeMonitorGroupNotifyPolicyList | The operation that you want to perform. Set the value to DescribeMonitorGroupNotifyPolicyList. |
| PolicyType | String | Yes | PauseNotify | The type of the policy. Set the value to PauseNotify. |
| RegionId | String | Yes | China (Hangzhou) | The region where the policy to query was created. Valid values:<br>• China (Hangzhou)<br>• Singapore<br>• Japan (Tokyo) |
| PageNumber | Integer | No | 1 | The number of the page to return. Default value: 1 |
| PageSize | Integer | No | 100 | The number of entries to return on each page. Default value: 10. |
| GroupId | String | No | 123**** | The ID of the application group. |

## Response parameters

| Parameter | Type | Example | Description |
| --- | --- | --- | --- |
| Code | String | 200 | The HTTP status code.<br>**Note** The status code 200 indicates that the call was successful. |
| Message | String | The Request is not authorization. | The returned message. |
| NotifyPolicyList | Array of NotifyPolicy | N/A | The policies that were returned. |
| NotifyPolicy | N/A | N/A | N/A |

| Parameter | Type | Example | Description |
| --- | --- | --- | --- |
| EndTime | Long | 1551761781273 | The time when the policy expires. This value is a UNIX timestamp representing the number of milliseconds that have elapsed since the epoch time January 1, 1970, 00:00:00 UTC. |
| GroupId | String | 123**** | The ID of the application group. |
| Id | String | 123**** | The ID of the policy. |
| StartTime | Long | 1551761781273 | The time when the policy takes effect. This value is a UNIX timestamp representing the number of milliseconds that have elapsed since the epoch time January 1, 1970, 00:00:00 UTC. |
| Type | String | PauseNotify | The type of the policy. Default value: PauseNotify. |
| RequestId | String | 6072F026-C441-41A6-B114-35A1E8F8FDD3 | The ID of the request. |
| Success | String | true | Indicates whether the call was successful. Valid values:<br>• true: The call was successful.<br>• false: The call failed. |
| Total | Integer | 11 | The total number of the returned entries. |

## Examples

### Sample requests

```
http(s)://[Endpoint]/?Action=DescribeMonitorGroupNotifyPolicyList
&PolicyType=PauseNotify
&RegionId=China (Hangzhou)
&<Common request parameters>
```

### Sample success responses

`XML` format

```
<DescribeMonitorGroupNotifyPolicyListResponse>
    <NotifyPolicyList>
            <NotifyPolicy>
                  <Type>PauseNotify</Type>
                  <EndTime>1551763581273</EndTime>
                  <Id>123****</Id>
                  <StartTime>1551761781273</StartTime>
                  <GroupId>123****</GroupId>
            </NotifyPolicy>
      </NotifyPolicyList>
      <Success>true</Success>
      <Code>200</Code>
      <Total>1</Total>
</DescribeMonitorGroupNotifyPolicyListResponse>
```

`JSON` format

```
{
    "NotifyPolicyList": {
    "NotifyPolicy": [
      {
        "Type": "PauseNotify",
        "EndTime": 1551763581273,
        "Id": "123****",
        "StartTime": 1551761781273,
        "GroupId": "123****"
      }
    ]
  },
  "Success": true,
  "Code": "200",
  "Total": 1
}
```

## Error codes

For a list of error codes, visit the API Error Center.

# 1.7.17. DeleteMonitorGroupNotifyPolicy

Deletes a policy that is used to pause alert notifications for a specified application group.

## Debugging

OpenAPI Explorer automatically calculates the signature value. For your convenience, we recommend that you call this operation in OpenAPI Explorer. OpenAPI Explorer dynamically generates the sample code of the operation for different SDKs.

## Request parameters

| Parameter | Type | Required | Example | Description |
| --- | --- | --- | --- | --- |
| Action | String | Yes | DeleteMonitorGroupNotifyPolicy | The operation that you want to perform. Set the value to DeleteMonitorGroupNotifyPolicy. |
| PolicyType | String | Yes | PauseNotify | The type of the policy. Set the value to PauseNotify. |
| RegionId | String | Yes | China (Hangzhou) | The region where the policy to delete was created. Valid values:<br>• China (Hangzhou)<br>• Singapore<br>• Japan (Tokyo) |
| GroupId | String | No | 123456 | The ID of the application group. |

## Response parameters

| Parameter | Type | Example | Description |
| --- | --- | --- | --- |
| Code | String | 200 | The HTTP status code.<br>Note The status code 200 indicates that the call was successful. |
| Message | String | The Request is not authorization. | The returned message. |
| RequestId | String | B7AF834D-D38B-4A46-920B-FE974EB7E135 | The ID of the request. |
| Result | Integer | 1 | The number of policies that were deleted. |
| Success | String | true | Indicates whether the call was successful. Valid values:<br>• true: The call was successful.<br>• false: The call failed. |

## Examples

Sample requests

```
http(s)://[Endpoint]/?Action=DeleteMonitorGroupNotifyPolicy
&PolicyType=PauseNotify
&RegionId=China (Hangzhou)
&<Common request parameters>
```

Sample success responses

`XML` format

```
<DeleteMonitorGroupNotifyPolicyResponse>
      <Result>1</Result>
      <Success>true</Success>
      <Code>200</Code>
</DeleteMonitorGroupNotifyPolicyResponse>
```

`JSON` format

```
{
    "Result":1,
    "RequestId":"5D0D3910-5B01-4868-A2F2-A5DEA7F5150E",
    "Success":true,
    "Code":200
}
```

## Error codes

For a list of error codes, visit the API Error Center.

# 1.7.18. DeleteMonitorGroupInstances

Removes instances from an application group.

## Debugging

OpenAPI Explorer automatically calculates the signature value. For your convenience, we recommend that you call this operation in OpenAPI Explorer. OpenAPI Explorer dynamically generates the sample code of the operation for different SDKs.

## Request parameters

| Parameter | Type | Required | Example | Description |
|---|---|---|---|---|
| Action | String | Yes | DeleteMonitorGroupInstances | The operation that you want to perform. Set the value to DeleteMonitorGroupInstances. |
| | | | | The abbreviation of the service name. Valid values:<br>• ECS: Elastic Compute Service (ECS) instances provided by Alibaba Cloud |

| Parameter | Type | Required | Example | Description |
| --- | --- | --- | --- | --- |
| | | | | and hosts not provided by Alibaba Cloud |
| Category | String | Yes | ECS | • RDS: ApsaraDB for RDS<br>• ADS: AnalyticDB<br>• SLB: Server Load Balancer (SLB)<br>• VPC: Virtual Private Cloud (VPC)<br>• APIGATEWAY: API Gateway<br>• CDN: Alibaba Cloud Content Delivery Network (CDN)<br>• CS: Container Service for Swarm<br>• DCDN: Dynamic Route for CDN<br>• DDoS: Anti-DDoS Pro<br>• EIP: Elastic IP Address (EIP)<br>• ELASTICSEARCH: Elasticsearch<br>• EMR: E-MapReduce<br>• ESS: Auto Scaling<br>• HBASE: ApsaraDB for Hbase<br>• IOT_EDGE: IoT Edge<br>• K8S_POD: pods in Container Service for Kubernetes<br>• KVSTORE_SHARDING: ApsaraDB for Redis of the cluster architecture<br>• KVSTORE_SPLITRW: ApsaraDB for Redis of the read/write splitting architecture<br>• KVSTORE_STANDARD: ApsaraDB for Redis of the standard architecture<br>• MEMCACHE: ApsaraDB for Memcache<br>• MNS: Message Service (MNS)<br>• MONGODB: ApsaraDB for MongoDB of the replica set architecture<br>• MONGODB_CLUSTER: ApsaraDB for MongoDB of the cluster architecture<br>• MONGODB_SHARDING: ApsaraDB for MongoDB of the sharded cluster architecture<br>• MQ_TOPIC: MNS topics<br>• OCS: ApsaraDB for Memcache of earlier versions<br>• OPENSEARCH: Open Search<br>• OSS: Object Storage Service (OSS)<br>• POLARDB: PolarDB<br>• PETADATA: HybridDB for MySQL<br>• SCDN: Secure Content Delivery Network (SCDN)<br>• SHAREBANDWIDTHPACKAGES: EIP Bandwidth Plan |

| Parameter | Type | Required | Example | Description |
| --- | --- | --- | --- | --- |
| | | | | • SLS: Log Service<br>• VPN: VPN Gateway |
| GroupId | Long | Yes | 123456 | The ID of the application group. |
| InstanceIdList | String | Yes | i-a2d5q7pm3f912****,i-a2d5q7pm3f222**** | The instances to be removed from the application group. Separate multiple instances with commas (,). You can remove a maximum of 20 instances from an application group at a time. |

## Response parameters

| Parameter | Type | Example | Description |
| --- | --- | --- | --- |
| Code | Integer | 200 | The HTTP status code.<br>**Note** The status code 200 indicates that the call was successful. |
| Message | String | success | The returned message. |
| RequestId | String | 5351B0F2-26A9-4BC9-87FF-1B74034D12C3 | The ID of the request. |
| Success | Boolean | true | Indicates whether the call was successful. The value true indicates a success. The value false indicates a failure. |

## Examples

### Sample requests

```
http(s)://[Endpoint]/? Action=DeleteMonitorGroupInstances
&Category=ecs
&GroupId=123456
&InstanceIdList=i-a2d5q7pm3f912****,i-a2d5q7pm3f222****
&<Common request parameters>
```

### Sample success responses

`XML` format

```
<DeleteMonitorGroupInstancesResponse>
      <RequestId>C5C6924C-237E-40B2-9510-41BF8F671102</RequestId>
      <Success>true</Success>
      <Code>200</Code>
</DeleteMonitorGroupInstancesResponse>
```

`JSON` format

```
{
  "RequestId": "C5C6924C-237E-40B2-9510-41BF8F671102",
  "Success": true,
  "Code": 200
}
```

## Error codes

For a list of error codes, visit the API Error Center.

# 1.7.19. DeleteMonitorGroupDynamicRule

Deletes a rule that is used to dynamically add instances of a service that meet the rule to an application group.

## Debugging

OpenAPI Explorer automatically calculates the signature value. For your convenience, we recommend that you call this operation in OpenAPI Explorer. OpenAPI Explorer dynamically generates the sample code of the operation for different SDKs.

## Request parameters

| Parameter | Type | Required | Example | Description |
|---|---|---|---|---|
| Action | String | Yes | DeleteMonitorGroupDynamicRule | The operation that you want to perform. Set the value to DeleteMonitorGroupDynamicRule. |
| Category | String | Yes | ecs | The service to which the rule applies. Valid values: ecs, rds, and slb. |
| GroupId | Long | Yes | 123456 | The ID of the application group. |

## Response parameters

| Parameter | Type | Example | Description |
|---|---|---|---|

| Parameter | Type | Example | Description |
| --- | --- | --- | --- |
| Code | Integer | 200 | The HTTP status code.<br>**Note** The status code 200 indicates that the call was successful. |
| Message | String | success | The returned message. |
| RequestId | String | 56B4516A-EB44-4C66-8854-0393B35F636B | The ID of the request. |
| Success | Boolean | true | Indicates whether the call was successful. The value true indicates a success. The value false indicates a failure. |

## Examples

### Sample requests

```
http(s)://[Endpoint]/? Action=DeleteMonitorGroupDynamicRule
&Category=ecs
&GroupId=123456
&<Common request parameters>
```

### Sample success responses

`XML` format

```
<DeleteMonitorGroupDynamicRuleResponse>
      <RequestId>56B4516A-EB44-4C66-8854-0393B35F636B</RequestId>
      <Success>true</Success>
      <Code>200</Code>
</DeleteMonitorGroupDynamicRuleResponse>
```

`JSON` format

```
{
  "RequestId": "56B4516A-EB44-4C66-8854-0393B35F636B",
  "Success": true,
  "Code": 200
}
```

## Error codes

For a list of error codes, visit the API Error Center.

# 1.7.20. DeleteMonitorGroup

Deletes an application group.

## Debugging

OpenAPI Explorer automatically calculates the signature value. For your convenience, we recommend that you call this operation in OpenAPI Explorer. OpenAPI Explorer dynamically generates the sample code of the operation for different SDKs.

## Request parameters

| Parameter | Type | Required | Example | Description |
|---|---|---|---|---|
| Action | String | Yes | DeleteMonitorGroup | The operation that you want to perform. Set the value to DeleteMonitorGroup. |
| GroupId | Long | Yes | 123456 | The ID of the application group. |

## Response parameters

| Parameter | Type | Example | Description |
|---|---|---|---|
| RequestId | String | CA35B3AE-4FFD-4A33-AE67-67EF68711EFA | The ID of the request. |
| Success | Boolean | true | Indicates whether the call was successful. The value true indicates a success. The value false indicates a failure. |
| Message | String | The Request is not authorization. | The returned message. |
| Code | Integer | 200 | The HTTP status code.<br>**Note** The status code 200 indicates that the call was successful. |
| Group | Struct | N/A | The deleted application group. |
| ContactGroups | Array | N/A | The alert groups that receive alert notifications for the application group. |
| ContactGroup | N/A | N/A | N/A |

| Parameter | Type | Example | Description |
| --- | --- | --- | --- |
| Name | String | ECS_Group | The name of the alert group. |
| GroupName | String | ECS_test | The name of the application group. |

## Examples

### Sample requests

```
http(s)://[Endpoint]/? Action=DeleteMonitorGroup
&GroupId=123456
&<Common request parameters>
```

### Sample success responses

`XML` format

```
<DeleteMonitorGroup>
          <Group>
                <GroupName>ECS_test</GroupName>
                <ContactGroups>
                      <ContactGroup>
                            <Name>ECS_Group</Name>
                      </ContactGroup>
                </ContactGroups>
          </Group>
          <RequestId>EFB8C3EC-3460-4EC9-8603-A9FE9D0A6C2C</RequestId>
          <Code>200</Code>
          <Success>true</Success>
</DeleteMonitorGroup>
```

`JSON` format

```
{
    "Group": {
        "GroupName": "ECS_test",
        "ContactGroups": {
            "ContactGroup": [
                {
                    "Name": "ECS_Group"
                }
            ]
        }
    },
    "RequestId": "EFB8C3EC-3460-4EC9-8603-A9FE9D0A6C2C",
    "Code": 200,
    "Success": true
}
```

## Error codes

For a list of error codes, visit the API Error Center.

# 1.7.21. DeleteGroupMonitoringAgentProcess

Deletes a process monitoring task for an application group.

## Debugging

OpenAPI Explorer automatically calculates the signature value. For your convenience, we recommend that you call this operation in OpenAPI Explorer. OpenAPI Explorer dynamically generates the sample code of the operation for different SDKs.

## Request parameters

| Parameter | Type | Required | Example | Description |
|---|---|---|---|---|
| Action | String | Yes | DeleteGroupMonitoringAgentProcess | The operation that you want to perform. Set the value to DeleteGroupMonitoringAgentProcess. |
| GroupId | String | Yes | 123456 | The ID of the application group. |
| Id | String | Yes | 48F83746-C817-478C-9B06-7158F56B**** | The ID of the process monitoring task. |

## Response parameters

| Parameter | Type | Example | Description |
|---|---|---|---|
| RequestId | String | 3F6150F9-45C7-43F9-9578-A58B2E726C90 | The ID of the request. |
| Code | String | 200 | The HTTP status code.<br>**Note** The status code 200 indicates that the call was successful. |
| Success | Boolean | true | Indicates whether the call was successful. Valid values:<br>• true: The call was successful.<br>• false: The call failed. |
| Message | String | The Request is not authorization. | The returned message. |

## Examples

### Sample requests

```
http(s)://[Endpoint]/?Action=DeleteGroupMonitoringAgentProcess
&GroupId=123456
&Id=48F83746-C817-478C-9B06-7158F56B****
&<Common request parameters>
```

### Sample success responses

`XML` format

```
<DeleteGroupMonitoringAgentProcessResponse>
          <RequestId>7985D471-3FA8-4EE9-8F4B-45C19DF3D36F</RequestId>
          <Success>true</Success>
          <Code>200</Code>
</DeleteGroupMonitoringAgentProcessResponse>
```

`JSON` format

```
{
    "RequestId": "7985D471-3FA8-4EE9-8F4B-45C19DF3D36F",
    "Success": true,
    "Code": 200
}
```

## Error codes

For a list of error codes, visit the API Error Center.

# 1.7.22. CreateGroupMetricRules

Creates one or more alert rules for a specified application group.

This topic provides an example to show how to create an alert rule for the `cpu_total` metric of Elastic Compute Service (ECS) in the `123456` application group. The ID of the alert rule is `456789`. The name of the alert rule is `ECS_Rule1`. The alert level is `Critical`. The statistical method is `Average`. The comparison operator is `GreaterThanOrEqualToThreshold`. The alert threshold is `90`. The number of alert retries is `3`. The response shows that the alert rule named `ECS_Rule1` is created.

## Debugging

OpenAPI Explorer automatically calculates the signature value. For your convenience, we recommend that you call this operation in OpenAPI Explorer. OpenAPI Explorer dynamically generates the sample code of the operation for different SDKs.

## Request parameters

| Parameter | Type | Required | Example | Description |
| --- | --- | --- | --- | --- |
| Action | String | Yes | CreateGroupMetricRules | The operation that you want to perform. Set the value to CreateGroupMetricRules. |
| GroupId | Long | Yes | 123456 | The ID of the application group.<br>For information about how to obtain the ID of an application group, see DescribeMonitorGroups. |
| | | | | The name of the cloud service. Valid values of N: 1 to 200. Valid value:<br>• PolarDB: PolarDB<br>• NewBGPDDoS: Anti-DDoS Pro<br>• IoTDevice: IoT Platform<br>• DRDS: Distributed Relational Database Service (DRDS)<br>• VS: Video Surveillance System<br>• AMQP: Alibaba Cloud Message Queue for AMQP<br>• ADS: AnalyticDB<br>• APIGateway: API Gateway<br>• InternetSharedBandwidth: EIP Bandwidth Plan<br>• CDN: Alibaba Cloud Content Delivery Network (CDN)<br>• CEN: Cloud Enterprise Network (CEN)<br>• DCDN: Dynamic Route for CDN (DCDN)<br>• DDoS: Anti-DDoS<br>• ECS: Elastic Compute Service (ECS)<br>• DirectMail: Direct Mail<br>• Elasticsearch: Elasticsearch<br>• EMR: E-MapReduce (EMR)<br>• ESS: Auto Scaling<br>• FunctionCompute: Function Compute<br>• RealtimeCompute: Realtime Compute for Apache Flink<br>• GlobalAcceleration: Global Accelerator (GA)<br>• Hbase: ApsaraDB for HBase<br>• TSDB: Time Series Database (TSDB)<br>• IPv6trans: IPv6 Translation Service |

| Parameter | Type | Required | Example | Description |
| --- | --- | --- | --- | --- |
| | | | | • Kafka: Message Queue for Apache Kafka<br>• Kubernetes: Container Service for Kubernetes (ACK)<br>• KVstore: ApsaraDB for Redis<br>• MNS: Message Service (MNS)<br>• MongoDB: ApsaraDB for MongoDB<br>• MQ: Message Queue<br>• NAT: NAT Gateway<br>• OpenAd: Open Ad<br>• OpenSearch: Open Search<br>• OSS: Object Storage Service (OSS)<br>• PCDN: P2P CDN<br>• petadata: HybridDB for MySQL<br>• RDS: ApsaraDB RDS<br>• SCDN: Secure CDN<br>• SLB: Server Load Balancer (SLB)<br>• SLS: Log Service<br>• VideoLive: ApsaraVideo Live<br>• VOD: ApsaraVideo VOD<br>• EIP: Elastic IP Address (EIP)<br>• VPN: VPN Gateway<br>• AIRec: Artificial Intelligence Recommendation<br>• GPDB: AnalyticDB for PostgreSQL<br>• DBS: Database Backup (DBS)<br>• SAG: Smart Access Gateway (SAG)<br>• Memcache: ApsaraDB for Memcache<br>• IOT_EDGE: Link IoT Edge<br>• OCS: ApsaraDB for Memcache (previous version)<br>• VPC: Express Connect<br>• EHPC: Elastic High Performance Computing (E-HPC)<br>• MPS: ApsaraVideo Media Processing<br>• ENS: Edge Node Service (ENS)<br>• MaxCompute_Prepay: MaxCompute<br>• IoT_Kubernetes: Edge Application Hosting<br>• CMS: CloudMonitor<br>• batchcomputenew: Batch Compute<br>• HBaseUE: ApsaraDB for HBase Performance-enhanced Edition<br>• UIS: Ultimate Internet Service (UIS)<br>• nls: Intelligent Speech Interaction |

| Parameter | Type | Required | Example | Description |
| --- | --- | --- | --- | --- |
| GroupMetricRules.N.Category | String | Yes | ecs | • ots: Tablestore<br>• NAS: Apsara File Storage NAS<br>• ECI: Elastic Container Instance (ECI)<br>• OpenAPI: OpenAPI Explorer<br>• pvtzpost: Alibaba Cloud DNS PrivateZone<br>• blinkonk8s: Flink on Kubernetes<br>• FunctionFlow: Serverless Workflow (SWF)<br>• SMC: Server Migration Center (SMC)<br>• ddosbgp: Anti-DDoS Origin<br>• baas: Blockchain as a Service<br>• privatelink: PrivateLink<br>• cds: ApsaraDB for Cassandra<br>• DDH: Dedicated Host<br>• RocketMQ: Message Queue for Apache RocketMQ<br>• ECC: Express Cloud Connect<br>• hbaseserverless: ApsaraDB for HBase Serverless Edition<br>• mns_tmp: Message Service<br>• hdr: Hybrid Disaster Recovery (HDR)<br>• hbr: Hybrid Backup Recovery (HBR)<br>• ADB: AnalyticDB for MySQL V3.0<br>• tag: Tag Service<br>• GDB: Graph Database<br>• WAF: Web Application Firewall (WAF)<br>• hcs_sgw: Cloud Storage Gateway (CSG)<br>• ipv6gateway: IPv6 Gateway<br>• RDS_SAR: ApsaraDB Exclusive Host Group<br>• learn: Machine Learning Platform for AI<br>• ROS: Resource Orchestration Service (ROS)<br>• OOS: Operation Orchestration Service (OOS)<br>• bds: Data Synchronization for HBase<br>• cfw: Cloud Firewall<br>• ddosDip: Anti-DDoS Premium<br>• datahub: DataHub<br>• hologres: Hologres<br>• ExpressConnect: Express Connect<br>• dbfs: Database File System (DBFS)<br>• clickhouse: ApsaraDB for ClickHouse |

| Parameter | Type | Required | Example | Description |
| --- | --- | --- | --- | --- |
| | | | | • k8s: Container Service for Kubernetes (ACK)<br>• DTS: Data Transmission Service (DTS)<br>• AnycastEIP: Anycast Elastic IP Address<br>• Lindorm: ApsaraDB for Lindorm<br>• config: Cloud Config<br>• spark: Databricks DataInsight (DDI)<br>• serverless: Serverless App Engine (SAE)<br>• alb: Application Load Balancer (ALB)<br>• oceanbase: ApsaraDB for OceanBase<br>• KMS: Key Management Service (KMS)<br>• lvwang: Content Moderation<br>• LinkVisual: LinkVisual<br>• tair: ApsaraDB for Redis Enhanced Edition (Tair)<br>• dlf: Data Lake Formation (DLF)<br>• networkmonitor: Site Monitoring<br>• pnc: Physical Network Change<br>• AIS: Alibaba Cloud Infrastructure<br>• cloudgame: Cloud Gaming Platform<br>• RTC: Real-Time Communication<br>• cloudbox: CloudBox<br>• actiontrail: ActionTrail<br>• cc: Cloud Connector<br>• disk: Elastic Block Storage (EBS)<br>• easygene: Genomics Computing Platform<br>• cloudphone: Elastic Cloud Phone<br>• BMS: Bare Metal Management Service<br>• swas: Simple Application Server<br>• AvailabilityMonitoring: Availability Monitoring of CloudMonitor |
| GroupMetricRules.N.MetricName | String | Yes | cpu_total | The name of the metric. Valid values of N: 1 to 200.<br>For information about how to obtain the name of a metric, see DescribeMetricMetaList or Appendix 1: Metrics. |

| Parameter | Type | Required | Example | Description |
| --- | --- | --- | --- | --- |
| GroupMetricRules.N.Namespace | String | Yes | acs_ecs_dashboard | The namespace of the cloud service. Valid values of N: 1 to 200.<br>For information about how to obtain the namespace of a cloud service, see DescribeMetricMetaList or Appendix 1: Metrics. |
| GroupMetricRules.N.RuleId | String | Yes | 456789 | The ID of the alert rule. Valid values of N: 1 to 200. |
| GroupMetricRules.N.RuleName | String | Yes | ECS_Rule1 | The name of the alert rule. Valid values of N: 1 to 200. |
| GroupMetricRules.N.Escalations.Info.Threshold | String | No | 90 | The threshold for Info-level alerts. Valid values of N: 1 to 200. |
| GroupMetricRules.N.Escalations.Warn.Threshold | String | No | 90 | The threshold for Warn-level alerts. Valid values of N: 1 to 200. |
| GroupMetricRules.N.EffectiveInterval | String | No | 05:31-23:59 | The time period during which the alert rule is effective. Valid values of N: 1 to 200. |
| GroupMetricRules.N.NoEffectiveInterval | String | No | 00:00-05:30 | The time period during which the alert rule is ineffective. Valid values of N: 1 to 200. |
| GroupMetricRules.N.Escalations.Critical.Times | Integer | No | 3 | The consecutive number of times for which the metric value meets the alert condition before a Critical-level alert is triggered. Valid values of N: 1 to 200. |
| GroupMetricRules.N.Dimensions | String | No | [{"instanceId":"i-m5e1qg6uo38rztr4****"}] | The dimension of the alert rule. Valid values of N: 1 to 200.<br>Set the value to a set of key-value pairs, for example, `userId:120886317861****` or `instanceId:i-m5e1qg6uo38rztr4****`. |
| GroupMetricRules.N.Escalations.Critical.Threshold | String | No | 90 | The threshold for Critical-level alerts. Valid values of N: 1 to 200. |

| Parameter | Type | Required | Example | Description |
| --- | --- | --- | --- | --- |
| GroupMetricRules.N.Escalations.Critical.Statistics | String | No | Average | The statistical methods for Critical-level alerts. Separate multiple statistical methods with commas (,). Valid values of N: 1 to 200. Valid value:<br>• Average: the average value<br>• Minimum: the minimum value<br>• Maximum: the maximum value |
| GroupMetricRules.N.Escalations.Warn.ComparisonOperator | String | No | GreaterThanOrEqualToThreshold | The comparison operator that is used to compare the metric value with the threshold. Valid values of N: 1 to 200. Valid value:<br>• GreaterThanOrEqualToThreshold: greater than or equal to the threshold<br>• GreaterThanThreshold: greater than the threshold<br>• LessThanOrEqualToThreshold: less than or equal to the threshold<br>• LessThanThreshold: less than the threshold<br>• NotEqualToThreshold: not equal to the threshold<br>• GreaterThanYesterday: greater than the metric value at the same time yesterday<br>• LessThanYesterday: less than the metric value at the same time yesterday<br>• GreaterThanLastWeek: greater than the metric value at the same time last week<br>• LessThanLastWeek: less than the metric value at the same time last week<br>• GreaterThanLastPeriod: greater than the metric value in the last monitoring cycle<br>• LessThanLastPeriod: less than the metric value in the last monitoring cycle |

| Parameter | Type | Required | Example | Description |
| --- | --- | --- | --- | --- |
| GroupMetricRules.N.Escalations.Info.Times | Integer | No | 3 | The consecutive number of times for which the metric value meets the alert condition before an Info-level alert is triggered. Valid values of N: 1 to 200. |
| GroupMetricRules.N.SilenceTime | Integer | No | 86400 | The mute period during which new alerts are not sent even if the trigger conditions are met. Valid values of N: 1 to 200.<br>Unit: seconds. Default value: 86400. Minimum value: 3600. |
| GroupMetricRules.N.Webhook | String | No | https://www.aliyun.com | The callback URL. Valid values of N: 1 to 200.<br>The callback URL must be accessible over the Internet. CloudMonitor pushes an alert notification to the specified callback URL by sending an HTTP POST request. Only the HTTP protocol is supported. |
| GroupMetricRules.N.EmailSubject | String | No | ECS instance | The subject of the alert notification email. Valid values of N: 1 to 200. |
| GroupMetricRules.N.Period | String | No | 60 | The aggregation period of the metric data. Valid values of N: 1 to 200.<br>Set the `Period` parameter to an integral multiple of 60. Unit: seconds. Default value: 300. |
| GroupMetricRules.N.Escalations.Info.Statistics | String | No | Average | The statistical methods for Info-level alerts. Separate multiple statistical methods with commas (,). Valid values of N: 1 to 200. Valid value:<br>• Average: the average value<br>• Minimum: the minimum value<br>• Maximum: the maximum value |
| GroupMetricRules.N.Escalations.Warn.Times | Integer | No | 3 | The consecutive number of times for which the metric value meets the alert condition before a Warn-level alert is triggered. Valid values of N: 1 to 200. |

| Parameter | Type | Required | Example | Description |
| --- | --- | --- | --- | --- |
| GroupMetricRules.N.Escalations.Info.ComparisonOperator | String | No | GreaterThanOrEqualToThreshold | The comparison operator that is used to compare the metric value with the threshold. Valid values of N: 1 to 200. Valid value:<br>• GreaterThanOrEqualToThreshold: greater than or equal to the threshold<br>• GreaterThanThreshold: greater than the threshold<br>• LessThanOrEqualToThreshold: less than or equal to the threshold<br>• LessThanThreshold: less than the threshold<br>• NotEqualToThreshold: not equal to the threshold<br>• GreaterThanYesterday: greater than the metric value at the same time yesterday<br>• LessThanYesterday: less than the metric value at the same time yesterday<br>• GreaterThanLastWeek: greater than the metric value at the same time last week<br>• LessThanLastWeek: less than the metric value at the same time last week<br>• GreaterThanLastPeriod: greater than the metric value in the last monitoring cycle<br>• LessThanLastPeriod: less than the metric value in the last monitoring cycle |

| Parameter | Type | Required | Example | Description |
| --- | --- | --- | --- | --- |
| GroupMetricRules.N.Interval | String | No | 60 | The interval at which CloudMonitor checks whether the alert rule is triggered. Valid values of N: 1 to 200.<br>Unit: seconds. The default value is the lowest frequency at which the metric is polled.<br>**Note** We recommend that you set the interval to the data aggregation period. If the interval is shorter than the data aggregation period, alerts cannot be triggered due to insufficient data. |

| Parameter | Type | Required | Example | Description |
| --- | --- | --- | --- | --- |
| GroupMetricRules.N.Escalations.Critical.ComparisonOperator | String | No | GreaterThanOrEqualToThreshold | The comparison operator that is used to compare the metric value with the threshold. Valid values of N: 1 to 200. Valid value:<br>• GreaterThanOrEqualToThreshold: greater than or equal to the threshold<br>• GreaterThanThreshold: greater than the threshold<br>• LessThanOrEqualToThreshold: less than or equal to the threshold<br>• LessThanThreshold: less than the threshold<br>• NotEqualToThreshold: not equal to the threshold<br>• GreaterThanYesterday: greater than the metric value at the same time yesterday<br>• LessThanYesterday: less than the metric value at the same time yesterday<br>• GreaterThanLastWeek: greater than the metric value at the same time last week<br>• LessThanLastWeek: less than the metric value at the same time last week<br>• GreaterThanLastPeriod: greater than the metric value in the last monitoring cycle<br>• LessThanLastPeriod: less than the metric value in the last monitoring cycle |
| GroupMetricRules.N.Escalations.Warn.Statistics | String | No | Average | The statistical methods for Warn-level alerts. Separate multiple statistical methods with commas (,). Valid values of N: 1 to 200. Valid value:<br>• Average: the average value<br>• Minimum: the minimum value<br>• Maximum: the maximum value |

| Parameter | Type | Required | Example | Description |
| --- | --- | --- | --- | --- |
| GroupMetricRules.N.NoDataPolicy | String | No | KEEP_LAST_STATE | The method that is used to handle alerts when no monitoring data is found. Valid values of N: 1 to 200. Valid value:<br>• KEEP_LAST_STATE (default value): No operation is performed.<br>• INSUFFICIENT_DATA: An alert whose content is "Insufficient data" is triggered.<br>• OK: The alert rule has no active alerts. |
| GroupMetricRules.N.ContactGroups | String | No | ECS_Group | The alert contact groups. Valid values of N: 1 to 200.<br>For information about how to obtain alert contact groups, see DescribeContactGroupList. |
| GroupMetricRules.N.Labels.N.Key | String | No | key1 | The tag key of the alert rule. The specified tag is contained in alert notifications.<br>Valid values of N: 1 to 200. |
| GroupMetricRules.N.Labels.N.Value | String | No | value1 | The tag value of the alert rule. The specified tag is contained in alert notifications.<br>Valid values of N: 1 to 200. |

For more information about common request parameters, see Common parameters.

## Response parameters

| Parameter | Type | Example | Description |
| --- | --- | --- | --- |
| Code | Integer | 200 | The HTTP status code.<br>**Note** The status code 200 indicates that the call is successful. |
| Message | String | The Request is not authorization. | The error message. |

| Parameter | Type | Example | Description |
| --- | --- | --- | --- |
| RequestId | String | 461CF2CD-2FC3-4B26-8645-7BD27E7D0F1D | The ID of the request. |
| Resources | Array of AlertResult | | The details of the alert rules. |
| AlertResult | | | |
| Code | Integer | 200 | The status code that is returned for the alert rule.<br>**Note** The status code 200 indicates that the call is successful. |
| Message | String | Metric not found. | The error message that is returned for the alert rule. |
| RuleId | String | 456789 | The ID of the alert rule. |
| RuleName | String | ECS_Rule1 | The name of the alert rule. |
| Success | Boolean | true | Indicates whether the alert rule was created. Valid value:<br>• true: The alert rule was created.<br>• false: The alert rule failed to be created. |
| Success | Boolean | true | Indicates whether the call is successful. Valid value:<br>• true: The call is successful.<br>• false: The call fails. |

## Examples

Sample requests

```
http(s)://[Endpoint]/?Action=CreateGroupMetricRules
&GroupId=123456
&GroupMetricRules.1.Category=ECS
&GroupMetricRules.1.MetricName=cpu_total
&GroupMetricRules.1.Namespace=acs_ecs_dashboard
&GroupMetricRules.1.RuleId=456789
&GroupMetricRules.1.RuleName=ECS_Rule1
&GroupMetricRules.1.Escalations.Critical.Statistics=Average
&GroupMetricRules.1.Escalations.Critical.ComparisonOperator=GreaterThanOrEqualToThreshold
&GroupMetricRules.1.Escalations.Critical.Threshold=90
&GroupMetricRules.1.Escalations.Critical.Times=3
&<Common request parameters>
```

### Sample success responses

`XML` format

```
<CreateGroupMetricRulesResponse>
   <RequestId>CED22B00-CFD8-5BDF-A645-CAF7B81FAE45</RequestId>
   <Resources>
      <AlertResult>
         <RuleId>456789</RuleId>
         <Code>200</Code>
         <Success>true</Success>
         <RuleName>ECS_Rule1</RuleName>
      </AlertResult>
   </Resources>
   <Code>200</Code>
   <Success>true</Success>
</CreateGroupMetricRulesResponse>
```

`JSON` format

```
{
    "RequestId": "CED22B00-CFD8-5BDF-A645-CAF7B81FAE45",
    "Resources": {
        "AlertResult": [
            {
                "RuleId": "456789",
                "Code": 200,
                "Success": true,
                "RuleName": "ECS_Rule1"
            }
        ]
    },
    "Code": 200,
    "Success": true
}
```

## Error codes

For a list of error codes, visit the API Error Center.

# 1.7.23. PutGroupMetricRule

Creates or modifies an alert rule for an application group.

This topic provides an example on how to create an alert rule for the `cpu_total` metric of Elastic Compute Service (ECS) in the `17285****` application group. The ID of the alert rule is `123456`. The name of the alert rule is `Rule_test`. The alert level is `Critical`. The statistical method is `Average`. The alert threshold comparator is `GreaterThanOrEqualToThreshold`. The alert threshold is `90`. The number of alert retries is `3`. The returned result inidcates that the alert rule is created and the alert rule ID is `123456`.

## Debugging

OpenAPI Explorer automatically calculates the signature value. For your convenience, we recommend that you call this operation in OpenAPI Explorer. OpenAPI Explorer dynamically generates the sample code of the operation for different SDKs.

## Request parameters

| Parameter | Type | Required | Example | Description |
|---|---|---|---|---|
| Action | String | Yes | PutGroupMetricRule | The operation that you want to perform. Set the value to **PutGroupMetricRule**. |
| GroupId | String | Yes | 17285**** | The ID of the application group.<br>For information about how to obtain the ID of an application group, see DescribeMonitorGroups. |
| RuleId | String | Yes | 123456 | The ID of the alert rule.<br>• When you create an alert rule for the application group, enter the ID of the alert rule.<br>• When you modify a specified alert rule in the application group, you must obtain the ID of the alert rule. For information about how to obtain the ID of an alert rule, see DescribeMetricRuleList. |
| | | | | The name of the cloud service. Valid values:<br>• PolarDB: PolarDB<br>• NewBGPDDoS: Anti-DDoS Pro<br>• IoTDevice: IoT Platform<br>• DRDS: PolarDB-X<br>• VS: Video Surveillance System |

| Parameter | Type | Required | Example | Description |
| --- | --- | --- | --- | --- |
| | | | | • AMQP: Alibaba Cloud Message Queue for AMQP<br>• ADS: AnalyticDB<br>• APIGateway: API Gateway<br>• InternetSharedBandwidth: EIP Bandwidth Plan<br>• CDN: Alibaba Cloud Content Delivery Network (CDN)<br>• CEN: Cloud Enterprise Network (CEN)<br>• DCDN: Dynamic Route for CDN (DCDN)<br>• DDoS: Anti-DDoS<br>• ECS: Elastic Compute Service (ECS)<br>• DirectMail: Direct Mail<br>• Elasticsearch: Elasticsearch<br>• EMR: E-MapReduce (EMR)<br>• ESS: Auto Scaling<br>• FunctionCompute: Function Compute<br>• RealtimeCompute: Realtime Compute for Apache Flink<br>• GlobalAcceleration: Global Accelerator (GA)<br>• Hbase: ApsaraDB for HBase<br>• TSDB: Time Series Database (TSDB)<br>• IPv6trans: IPv6 Translation Service<br>• Kafka: Message Queue for Apache Kafka<br>• Kubernetes: Container Service for Kubernetes (ACK)<br>• KVstore: ApsaraDB for Redis<br>• MNS: Message Service (MNS)<br>• MongoDB: ApsaraDB for MongoDB<br>• MQ: Message Queue<br>• NAT: NAT Gateway<br>• OpenAd: Open Ad<br>• OpenSearch: Open Search<br>• OSS: Object Storage Service (OSS)<br>• PCDN: P2P CDN<br>• petadata: HybridDB for MySQL<br>• RDS: ApsaraDB RDS<br>• SCDN: Secure CDN<br>• SLB: Server Load Balancer (SLB)<br>• SLS: Log Service<br>• VideoLive: ApsaraVideo Live<br>• VOD: ApsaraVideo VOD |

| Parameter | Type | Required | Example | Description |
|---|---|---|---|---|
| | | | | • EIP: Elastic IP Address (EIP)<br>• VPN: VPN Gateway |
| Category | String | Yes | ECS | • AIRec: Artificial Intelligence Recommendation (AIRec)<br>• GPDB: AnalyticDB for PostgreSQL<br>• DBS: Database Backup (DBS)<br>• SAG: Smart Access Gateway (SAG)<br>• Memcache: ApsaraDB for Memcache<br>• IOT_EDGE: Link IoT Edge<br>• OCS: ApsaraDB for Memcache (previous version)<br>• VPC: Express Connect<br>• EHPC: Elastic High Performance Computing (E-HPC)<br>• MPS: ApsaraVideo Media Processing (MPS)<br>• ENS: Edge Node Service (ENS)<br>• MaxCompute_Prepay: MaxCompute<br>• IoT_Kubernetes: Edge Application Hosting<br>• CMS: CloudMonitor<br>• batchcomputenew: Batch Compute<br>• HBaseUE: ApsaraDB for HBase Performance-enhanced Edition<br>• UIS: Ultimate Internet Service (UIS)<br>• nls: Intelligent Speech Interaction<br>• ots: Tablestore<br>• NAS: Apsara File Storage NAS<br>• ECI: Elastic Container Instance (ECI)<br>• OpenAPI: OpenAPI Explorer<br>• pvtzpost: Alibaba Cloud DNS PrivateZone<br>• blinkonk8s: Flink on Kubernetes<br>• FunctionFlow: Serverless Workflow (SWF)<br>• SMC: Server Migration Center (SMC)<br>• ddosbgp: Anti-DDoS Origin<br>• baas: Blockchain as a Service<br>• privatelink: PrivateLink<br>• cds: ApsaraDB for Cassandra<br>• DDH: Dedicated Host<br>• RocketMQ: Message Queue for Apache RocketMQ<br>• ECC: Express Cloud Connect (ECC)<br>• hbaseserverless: ApsaraDB for HBase Serverless Edition |

| Parameter | Type | Required | Example | Description |
| --- | --- | --- | --- | --- |
| | | | | • mns_tmp: Message Service<br>• hdr: Hybrid Disaster Recovery (HDR)<br>• hbr: Hybrid Backup Recovery (HBR)<br>• ADB: AnalyticDB for MySQL V3.0<br>• tag: Tag Service<br>• GDB: Graph Database<br>• WAF: Web Application Firewall (WAF)<br>• hcs_sgw: Cloud Storage Gateway (CSG)<br>• ipv6gateway: IPv6 Gateway<br>• RDS_SAR: ApsaraDB Exclusive Host Group<br>• learn: Machine Learning Platform for AI<br>• ROS: Resource Orchestration Service (ROS)<br>• OOS: Operation Orchestration Service (OOS)<br>• bds: Data Synchronization for HBase<br>• cfw: Cloud Firewall<br>• ddosDip: Anti-DDoS Premium<br>• datahub: DataHub<br>• hologres: Hologres<br>• ExpressConnect: Express Connect<br>• dbfs: Database File System (DBFS)<br>• clickhouse: ApsaraDB for ClickHouse<br>• k8s: Container Service for Kubernetes (ACK)<br>• DTS: Data Transmission Service (DTS)<br>• AnycastEIP: Anycast Elastic IP Address<br>• Lindorm: ApsaraDB for Lindorm<br>• config: Cloud Config<br>• spark: Databricks DataInsight (DDI)<br>• serverless: Serverless App Engine (SAE)<br>• alb: Application Load Balancer (ALB)<br>• oceanbase: ApsaraDB for OceanBase<br>• KMS: Key Management Service (KMS)<br>• lvwang: Content Moderation<br>• LinkVisual: LinkVisual<br>• tair: ApsaraDB for Redis Enhanced Edition (Tair)<br>• dlf: Data Lake Formation (DLF)<br>• networkmonitor: Site Monitoring |

| Parameter | Type | Required | Example | Description |
| --- | --- | --- | --- | --- |
| | | | | • pnc: Physical Network Change<br>• AIS: Alibaba Cloud Infrastructure<br>• cloudgame: Cloud Gaming Platform<br>• RTC: Real-Time Communication<br>• cloudbox: CloudBox<br>• actiontrail: ActionTrail<br>• cc: Cloud Connector<br>• disk: Elastic Block Storage (EBS)<br>• easygene: Genomics Computing Platform<br>• cloudphone: Elastic Cloud Phone<br>• BMS: Bare Metal Management Service<br>• swas: Simple Application Server<br>• AvailabilityMonitoring: Availability Monitoring of CloudMonitor |
| RuleName | String | Yes | Rule_01 | The name of the alert rule.<br>• When you create an alert rule for the application group, enter the name of the alert rule.<br>• When you modify a specified alert rule in the application group, you must obtain the name of the alert rule. For information about how to obtain the name of an alert rule, see DescribeMetricRuleList. |
| Namespace | String | Yes | acs_ecs_dashboard | The namespace of the cloud service.<br>For information about how to obtain the namespace of a cloud service, see DescribeMetricMetaList or Appendix 1: Metrics. |
| MetricName | String | Yes | cpu_total | The name of the metric.<br>For information about how to obtain the name of a metric, see DescribeMetricMetaList or Appendix 1: Metrics. |

| Parameter | Type | Required | Example | Description |
| --- | --- | --- | --- | --- |
| Dimensions | String | No | [{"instanceId":"i-m5e1qg6uo38rztr4****"}] | The first-level dimension of the alert rule in the application group.<br>Set the value to a set of key-value pairs, for example, `userId:120886317861****` or `instanceId:i-m5e1qg6uo38rztr4****`. |
| ExtraDimensionJson | String | No | {"/dev/xvda":"d-m5e6yphgzn3aprwu****"} | The second-level or third-level dimension of the alert rule in the application group.<br>Set the value to a set of key-value pairs, for example, `port:80` or `/dev/xvda:d-m5e6yphgzn3aprwu****`.<br>If the first-level dimension of the alert rule is `instanceId:i-m5e1qg6uo38rztr4****`, its second-level dimension is the `/dev/xvda:d-m5e6yphgzn3aprwu****` disk in the instance. |
| EffectiveInterval | String | No | 05:31-23:59 | The time period during which the alert rule is effective. |
| NoEffectiveInterval | String | No | 00:00-05:30 | The time period during which the alert rule is ineffective. |
| SilenceTime | Integer | No | 86400 | The mute period during which new alerts are not sent even if the trigger conditions are met.<br>Unit: seconds. Default value: 86400. |
| Period | String | No | 60 | The aggregation period of the metric data.<br>Set the `Period` parameter to an integral multiple of 60. Unit: seconds. Default value: 300. |

| Parameter | Type | Required | Example | Description |
| --- | --- | --- | --- | --- |
| Interval | String | No | 60 | The interval at which the alert rule is executed. Unit: seconds.<br>**Note** We recommend that you set the interval to the data aggregation period. If the interval is shorter than the data aggregation period, alerts cannot be triggered due to insufficient data. |
| Webhook | String | No | https://www.aliyun.com | The callback URL.<br>The callback URL must be accessible over the Internet. CloudMonitor sends a POST request to push an alert notification to the callback URL that you specify. Only HTTP requests are supported. |
| EmailSubject | String | No | ECS instance | The subject of the alert notification email. |
| ContactGroups | String | No | ECS_Group | The alert contact group. |
| Escalations.Critical.Statistics | String | No | Average | The statistical methods for Critical-level alerts. Separate multiple statistical methods with commas (,). Valid values:<br>• Average: the average value<br>• Minimum: the minimum value<br>• Maximum: the maximum value |

| Parameter | Type | Required | Example | Description |
| --- | --- | --- | --- | --- |
| Escalations.Critical.ComparisonOperator | String | No | GreaterThanOrEqualToThreshold | The comparison operator that is used to compare the metric value with the threshold. Valid values:<br>• GreaterThanOrEqualToThreshold: greater than or equal to the threshold<br>• GreaterThanThreshold: greater than the threshold<br>• LessThanOrEqualToThreshold: less than or equal to the threshold<br>• LessThanThreshold: less than the threshold<br>• NotEqualToThreshold: not equal to the threshold<br>• GreaterThanYesterday: greater than the metric value at the same time yesterday<br>• LessThanYesterday: less than the metric value at the same time yesterday<br>• GreaterThanLastWeek: greater than the metric value at the same time last week<br>• LessThanLastWeek: less than the metric value at the same time last week<br>• GreaterThanLastPeriod: greater than the metric value in the last monitoring cycle<br>• LessThanLastPeriod: less than the metric value in the last monitoring cycle |
| Escalations.Critical.Threshold | String | No | 90 | The threshold for Critical-level alerts. |
| Escalations.Critical.Times | Integer | No | 3 | The consecutive number of times for which the metric value meets the alert condition before a Critical-level alert is triggered. |

| Parameter | Type | Required | Example | Description |
| --- | --- | --- | --- | --- |
| Escalations.Warn.Statistics | String | No | Average | The statistical methods for Warn-level alerts. Separate multiple statistical methods with commas (,). Valid values:<br>• Average: the average value<br>• Minimum: the minimum value<br>• Maximum: the maximum value |
| Escalations.Warn.ComparisonOperator | String | No | GreaterThanOrEqualToThreshold | The comparison operator that is used to compare the metric value with the threshold. Valid values:<br>• GreaterThanOrEqualToThreshold: greater than or equal to the threshold<br>• GreaterThanThreshold: greater than the threshold<br>• LessThanOrEqualToThreshold: less than or equal to the threshold<br>• LessThanThreshold: less than the threshold<br>• NotEqualToThreshold: not equal to the threshold<br>• GreaterThanYesterday: greater than the metric value at the same time yesterday<br>• LessThanYesterday: less than the metric value at the same time yesterday<br>• GreaterThanLastWeek: greater than the metric value at the same time last week<br>• LessThanLastWeek: less than the metric value at the same time last week<br>• GreaterThanLastPeriod: greater than the metric value in the last monitoring cycle<br>• LessThanLastPeriod: less than the metric value in the last monitoring cycle |
| Escalations.Warn.Threshold | String | No | 90 | The threshold for Warn-level alerts. |

| Parameter | Type | Required | Example | Description |
| --- | --- | --- | --- | --- |
| Escalations.Warn.Times | Integer | No | 3 | The consecutive number of times for which the metric value meets the alert condition before a Warn-level alert is triggered. |
| Escalations.Info.Statistics | String | No | Average | The statistical methods for Info-level alerts. Separate multiple statistical methods with commas (,). Valid values:<br>• Average: the average value<br>• Minimum: the minimum value<br>• Maximum: the maximum value |
| Escalations.Info.ComparisonOperator | String | No | GreaterThanOrEqualToThreshold | The comparison operator that is used to compare the metric value with the threshold. Valid values:<br>• GreaterThanOrEqualToThreshold: greater than or equal to the threshold<br>• GreaterThanThreshold: greater than the threshold<br>• LessThanOrEqualToThreshold: less than or equal to the threshold<br>• LessThanThreshold: less than the threshold<br>• NotEqualToThreshold: not equal to the threshold<br>• GreaterThanYesterday: greater than the metric value at the same time yesterday<br>• LessThanYesterday: less than the metric value at the same time yesterday<br>• GreaterThanLastWeek: greater than the metric value at the same time last week<br>• LessThanLastWeek: less than the metric value at the same time last week<br>• GreaterThanLastPeriod: greater than the metric value in the last monitoring cycle<br>• LessThanLastPeriod: less than the metric value in the last monitoring cycle |

| Parameter | Type | Required | Example | Description |
| --- | --- | --- | --- | --- |
| Escalations.Info.Threshold | String | No | 90 | The threshold for Info-level alerts. |
| Escalations.Info.Times | Integer | No | 3 | The consecutive number of times for which the metric value meets the alert condition before an Info-level alert is triggered. |
| NoDataPolicy | String | No | KEEP_LAST_STATE | The method that is used to handle alerts when no monitoring data is found. Valid values:<br>• KEEP_LAST_STATE (default value): No operation is performed.<br>• INSUFFICIENT_DATA: An alert whose content is "Insufficient data" is triggered.<br>• OK: The status is considered normal. |
| Labels.N.Key | String | No | key1 | The tag key of the alert rule. |
| Labels.N.Value | String | No | value1 | The tag value of the alert rule. |

For more information about common request parameters, see Common parameters.

## Response parameters

| Parameter | Type | Example | Description |
| --- | --- | --- | --- |
| Code | String | 200 | The HTTP status code.<br>**Note** The status code 200 indicates that the call was successful. |
| Message | String | The Request is not authorization. | The error message. |
| RequestId | String | 461CF2CD-2FC3-4B26-8645-7BD27E7D0F1D | The ID of the request. |
| Success | Boolean | true | Indicates whether the call was successful. Valid values:<br>• true: The call was successful.<br>• false: The call failed. |

| Parameter | Type | Example | Description |
| --- | --- | --- | --- |
| Result | Object | | The result of the request. |
| RuleId | String | 123456 | The ID of the alert rule. |

## Examples

### Sample requests

```
http(s)://[Endpoint]/?Action=PutGroupMetricRule
&Category=ECS
&GroupId=17285****
&MetricName=cpu_total
&Namespace=acs_ecs_dashboard
&RuleId=123456
&RuleName=`Rule_test
&Escalations.Critical.Statistics=Average
&Escalations.Critical.ComparisonOperator=GreaterThanOrEqualToThreshold
&Escalations.Critical.Threshold=90
&Escalations.Critical.Times=3
&<Common request parameters>
```

### Sample success responses

`XML` format

```
HTTP/1.1 200 OK
Content-Type:application/xml
<PutGroupMetricRuleResponse>
 <Message></Message>
 <RequestId>461CF2CD-2FC3-4B26-8645-7BD27E7D0F1D</RequestId>
 <Code>200</Code>
 <Success>true</Success>
 <Result>
  <RuleId>123456</RuleId>
 </Result>
</PutGroupMetricRuleResponse>
```

`JSON` format

```
HTTP/1.1 200 OK
Content-Type:application/json
{
  "Message" : "",
  "RequestId" : "461CF2CD-2FC3-4B26-8645-7BD27E7D0F1D",
  "Code" : 200,
  "Success" : true,
  "Result" : {
    "RuleId" : "123456"
  }
}
```

## Error codes

For a list of error codes, visit the API Error Center.

# 1.7.24. AddTags

Adds one or more tags to an application group.

This topic provides an example on how to add a tag to an application group whose ID is `7301****`. In this example, the key of the tag is `key1` and the value of the tag is `value1`.

## Debugging

OpenAPI Explorer automatically calculates the signature value. For your convenience, we recommend that you call this operation in OpenAPI Explorer. OpenAPI Explorer dynamically generates the sample code of the operation for different SDKs.

## Request parameters

| Parameter | Type | Required | Example | Description |
|---|---|---|---|---|
| Action | String | Yes | AddTags | The operation that you want to perform. Set the value to **AddTags**. |
| GroupIds.N | RepeatList | Yes | 7301**** | The ID of the application group.<br>Valid values of N: 1 to 20.<br>For information about how to obtain the ID of an application group, see DescribeMonitorGroups. |

| Parameter | Type | Required | Example | Description |
| --- | --- | --- | --- | --- |
| Tag.N.Key | String | Yes | key1 | The key of the tag.<br><br>Valid values of N: 1 to 3. A tag key can be 1 to 64 characters in length.<br><br>You can create a tag key or specify an existing tag key. For more information about how to obtain a tag key, see DescribeTagKeyList.<br><br>**Note**<br>• A tag key cannot start with `aliyun` or `acs:`, or cannot contain `http://` or `https://`. A tag key can contain only the following special characters: `_.-`.<br>• You must configure the `Tag.N.Key` and `Tag.N.Value` parameters for a tag at the same time. |
| Tag.N.Value | String | Yes | value1 | The value of the tag.<br><br>Valid values of N: 1 to 3. A tag value can be 1 to 64 characters in length.<br><br>You can create a tag value or specify an existing tag value. For more information about how to obtain a tag value, see DescribeTagValueLis.<br><br>**Note**<br>• A tag value cannot start with `aliyun` or `acs:`, or cannot contain `http://` or `https://`. A tag value can contain only the following special characters: `_.-`.<br>• You must configure the `Tag.N.Key` and `Tag.N.Value` parameters for a tag at the same time. |

For more information about common request parameters, see Common parameters.

## Response parameters

| Parameter | Type | Example | Description |
|---|---|---|---|
| RequestId | String | DAE4B115-3847-5438-8709-423627F0A3A3 | The ID of the request. |
| Code | String | 200 | The HTTP status code.<br>**Note** The status code 200 indicates that the call was successful. |
| Success | Boolean | true | Indicates whether the call was successful. Valid values:<br>• true: The call was successful.<br>• false: The call failed. |
| Message | String | The specified resource is not found. | The error message. |

## Examples

### Sample requests

```
http(s)://[Endpoint]/?Action=AddTags
&GroupIds.1=7301****
&Tag.1.Key=key1
&Tag.1.Value=value1
&<Common request parameters>
```

### Sample success responses

`XML` format

```
<AddTagsResponse>
   <RequestId>DAE4B115-3847-5438-8709-423627F0A3A3</RequestId>
   <Code>200</Code>
   <Success>true</Success>
</AddTagsResponse>
```

`JSON` format

```
{
    "RequestId": "DAE4B115-3847-5438-8709-423627F0A3A3",
    "Code": 200,
    "Success": true
}
```

## Error codes

| HttpCode | Error code | Error message | Description |
|---|---|---|---|
| 404 | ResourceNotFound | The specified resource is not found. | The error message returned because the specified resource is not found. |

For a list of error codes, visit the API Error Center.

# 1.7.25. RemoveTags

Deletes one or more tags.

## Debugging

OpenAPI Explorer automatically calculates the signature value. For your convenience, we recommend that you call this operation in OpenAPI Explorer. OpenAPI Explorer dynamically generates the sample code of the operation for different SDKs.

## Request parameters

| Parameter | Type | Required | Example | Description |
|---|---|---|---|---|
| Action | String | Yes | RemoveTags | The operation that you want to perform. Set the value to RemoveTags. |
| GroupIds.N | RepeatList | Yes | 12345 | The ID of the application group. |
| Tag.N.Key | String | Yes | Key1 | The key of the tag.<br>**Note** The `Tag.N.Key` and `Tag.N.Value` parameters must be used in pairs. |
| Tag.N.Value | String | Yes | Value1 | The value of the tag.<br>**Note** The `Tag.N.Key` and `Tag.N.Value` parameters must be used in pairs. |

## Response parameters

| Parameter | Type | Example | Description |
|---|---|---|---|

| Parameter | Type | Example | Description |
| --- | --- | --- | --- |
| RequestId | String | 195390D2-69D0-4D9E-81AA-A7F5BC1B91EB | The ID of the request. |
| Code | String | 200 | The HTTP status code.<br>**Note** The status code 200 indicates that the call was successful. |
| Success | Boolean | true | Indicates whether the call was successful. Valid values:<br>• true: The call was successful.<br>• false: The call failed. |
| Tag | List | tag1 | The deleted tags. |
| Message | String | Illegal parameters. | The returned message. |

## Examples

### Sample requests

```
http(s)://[Endpoint]/?Action=RemoveTags
&GroupIds.1=12345
&Tag.1.Key=Key1
&Tag.1.Value=Value1
&<Common request parameters>
```

### Sample success responses

`XML` format

```
<RemoveTagsResponse>
          <RequestId>E15C718E-067E-49D0-86F7-BC7242230091</RequestId>
          <Code>200</Code>
          <Success>true</Success>
</RemoveTagsResponse>
```

`JSON` format

```
{
    "RequestId": "E15C718E-067E-49D0-86F7-BC7242230091",
    "Code": 200,
    "Success": true
}
```

## Error codes

For a list of error codes, visit the API Error Center.

# 1.7.26. DescribeTagKeyList

Queries tag keys.

## Debugging

OpenAPI Explorer automatically calculates the signature value. For your convenience, we recommend that you call this operation in OpenAPI Explorer. OpenAPI Explorer dynamically generates the sample code of the operation for different SDKs.

## Request parameters

| Parameter | Type | Required | Example | Description |
|---|---|---|---|---|
| Action | String | Yes | DescribeTagKeyList | The operation that you want to perform. Set the value to DescribeTagKeyList. |
| PageNumber | Integer | No | 1 | The number of the page to return.<br>Pages start from page 1. Default value: 1. |
| PageSize | Integer | No | 10 | The number of entries to return on each page.<br>Maximum value: 100. Default value: 50. |

## Response parameters

| Parameter | Type | Example | Description |
|---|---|---|---|
| RequestId | String | B04B8CF3-4489-432D-83BA-6F128E5F2293 | The ID of the request. |
| Message | String | Specified parameter PageSize is not valid. | The error message. |
| Code | String | 200 | The HTTP status code.<br>**Note** The status code 200 indicates that the call was successful. |

| Parameter | Type | Example | Description |
| --- | --- | --- | --- |
| Success | Boolean | true | Indicates whether the call was successful. Valid values:<br>• true: The call was successful.<br>• false: The call failed. |
| TagKeys | List | tagKey1 | The tag keys returned. |

## Examples

### Sample requests

```
http(s)://[Endpoint]/? Action=DescribeTagKeyList
&<Common request parameters>
```

### Sample success responses

`XML` format

```
<DescribeTagKeyListResponse>
   <TagKeys>
      <TagKey>tagKey1</TagKey>
      <TagKey>tagKey2</TagKey>
   </TagKeys>
   <RequestId>FA9A8612-C770-4264-8A9C-C90F0081B4F5</RequestId>
   <Success>true</Success>
   <Code>200</Code>
</DescribeTagKeyListResponse>
```

`JSON` format

```
{
 "TagKeys": {
  "TagKey": [
   "tagKey1",
   "tagKey2"
  ]
 },
 "RequestId": "FA9A8612-C770-4264-8A9C-C90F0081B4F5",
 "Success": true,
 "Code": 200
}
```

## Error codes

For a list of error codes, visit the API Error Center.

# 1.7.27. DescribeTagValueList

Queries the tag values corresponding to a specified tag key.

This topic provides an example of how to query the tag values corresponding to `tagKey1`. The return results are `tagValue1` and `tagValue2`.

## Debugging

OpenAPI Explorer automatically calculates the signature value. For your convenience, we recommend that you call this operation in OpenAPI Explorer. OpenAPI Explorer dynamically generates the sample code of the operation for different SDKs.

## Request parameters

| Parameter | Type | Required | Example | Description |
|---|---|---|---|---|
| Action | String | Yes | DescribeTagValueList | The operation that you want to perform. Set the value to DescribeTagValueList. |
| TagKey | String | Yes | tagKey1 | The key of the tag whose values you want to query.<br>For more information about how to obtain a tag key, see DescribeTagKeyList. |
| PageNumber | Integer | No | 1 | The number of the page to return.<br>Pages start from page 1. Default value: 1. |
| PageSize | Integer | No | 10 | The number of entries to return on each page.<br>Valid values: 1 to 100. Pages start from page 1. Default value: 50. |

For more information about common request parameters, see Common parameters.

## Response parameters

| Parameter | Type | Example | Description |
|---|---|---|---|
| RequestId | String | B04B8CF3-4489-432D-83BA-6F128E4F2295 | The ID of the request. |
| Message | String | The specified resource is not found. | The error message. |

| Parameter | Type | Example | Description |
| --- | --- | --- | --- |
| Code | String | 200 | The HTTP status code.<br>**Note** The value 200 indicates that the call was successful. |
| Success | Boolean | true | Indicates whether the call was successful. Valid values:<br>• true: The call was successful.<br>• false: The call failed. |
| TagValues | List | ["tagValue1", "tagValue2"] | The tag values returned. |

## Examples

### Sample requests

```
http(s)://[Endpoint]/?Action=DescribeTagValueList
&TagKey=tagKey1
&<Common request parameters>
```

### Sample success responses

`XML` format

```
<DescribeTagValueListResponse>
   <RequestId>9AF637BA-6617-41FE-A0FA-3301521377A4</RequestId>
   <TagValues>
      <TagValue>tagValue1</TagValue>
      <TagValue>tagValue2</TagValue>
   </TagValues>
   <Success>true</Success>
   <Code>200</Code>
</DescribeTagValueListResponse>
```

`JSON` format

```
{
 "RequestId": "9AF637BA-6617-41FE-A0FA-3301521377A4",
 "TagValues": {
  "TagValue": [
   "tagValue1",
   "tagValue2"
  ]
 },
 "Success": true,
 "Code": 200
}
```

## Error codes

| Http status code | Error code | Error message | Description |
|---|---|---|---|
| 404 | ResourceNotFound | The specified resource is not found. | The error message returned because the specified resource does not exist. |

For a list of error codes, visit the API Error Center.

# 1.7.28. DescribeProductResourceTagKeyList

Queries the keys of all tags attached to cloud resources in a specified region.

> **Note** If a tag is attached to multiple cloud resources in the region, the key of the tag is returned only once.

## Debugging

OpenAPI Explorer automatically calculates the signature value. For your convenience, we recommend that you call this operation in OpenAPI Explorer. OpenAPI Explorer dynamically generates the sample code of the operation for different SDKs.

## Request parameters

| Parameter | Type | Required | Example | Description |
|---|---|---|---|---|
| Action | String | Yes | DescribeProductResourceTagKeyList | The operation that you want to perform. Set the value to DescribeProductResourceTagKeyList. |
| NextToken | String | No | dbc2826f237e**** | The pagination cursor. |

## Response parameters

| Parameter | Type | Example | Description |
| --- | --- | --- | --- |
| Code | String | 200 | The HTTP status code.<br>**Note** The status code 200 indicates that the call was successful. |
| Message | String | The request processing has failed due to some unknown error. | The returned message. |
| NextToken | String | dbc2826f237e**** | The pagination cursor. If more entries are to be returned on the next page, a pagination cursor is returned.<br>**Note** If the value of this parameter is not null, more entries are to be returned on the next page. You can use the returned pagination cursor as a request parameter to obtain entries on the next page. If the value of this parameter is null, all the entries have been returned. |
| RequestId | String | 945ACAA9-89F2-4A62-8913-076FDEDAA8DB | The ID of the request. |
| Success | Boolean | true | Indicates whether the call was successful. The value true indicates a success. The value false indicates a failure. |
| TagKeys | List | tagKey1 | The keys of tags. |

## Examples

### Sample requests

```
http(s)://[Endpoint]/? Action=DescribeProductResourceTagKeyList
&<Common request parameters>
```

### Sample success responses

`XML` format

```
<DescribeProductResourceTagKeyList>
    <NextToken>dbc2826f237e****</NextToken>
    <TagKeys>
       <TagKey>tagKey1</TagKey>
    </TagKeys>
    <RequestId>945ACAA9-89F2-4A62-8913-076FDEDAA8DB</RequestId>
    <Success>true</Success>
    <Code>200</Code>
</DescribeProductResourceTagKeyList>
```

`JSON` format

```
{
 "NextToken": "dbc2826f237e****",
 "TagKeys": {
  "TagKey": [
   "tagKey1"
  ]
 },
 "RequestId": "945ACAA9-89F2-4A62-8913-076FDEDAA8DB",
 "Success": true,
 "Code": 200
}
```

## Error codes

For a list of error codes, visit the API Error Center.

# 1.7.29. CreateDynamicTagGroup

Creates an application group based on the tags of cloud resources.

This operation is available for Elastic Compute Service (ECS), ApsaraDB RDS, and Server Load Balancer (SLB).

This topic provides an example to show how to create an application group for resources whose tag key is `ecs_instance`. In this example, the alert contact group of the application group is `ECS_Group`.

## Debugging

OpenAPI Explorer automatically calculates the signature value. For your convenience, we recommend that you call this operation in OpenAPI Explorer. OpenAPI Explorer dynamically generates the sample code of the operation for different SDKs.

## Request parameters

| Parameter | Type | Required | Example | Description |
|---|---|---|---|---|

| Parameter | Type | Required | Example | Description |
| --- | --- | --- | --- | --- |
| Action | String | Yes | CreateDynamicTagGroup | The operation that you want to perform. Set the value to CreateDynamicTagGroup. |
| TagKey | String | Yes | ecs_instance | The tag keys of the cloud resources.<br>For more information about how to obtain tag keys, see DescribeTagKeyList. |
| ContactGroupList.N | RepeatList | Yes | ECS_Group | The alert contact group. Valid values of N: 1 to 100. The alert notifications of the application group are sent to the alert contacts that belong to the alert contact group.<br>An alert contact group can contain one or more alert contacts. For information about how to create alert contacts and alert contact groups, see PutContact and PutContactGroup. For information about how to obtain alert contact groups, see DescribeContactGroupList. |
| EnableSubscribeEvent | Boolean | No | true | Specifies whether the application group automatically subscribes to event notifications. If events whose severity level is critical or warning occur on resources in an application group, CloudMonitor sends alert notifications. Valid values:<br>• true: The application group automatically subscribes to event notifications.<br>• false (default value): The application group does not automatically subscribe to event notifications. |

| Parameter | Type | Required | Example | Description |
| --- | --- | --- | --- | --- |
| EnableInstallAgent | Boolean | No | true | Specifies whether the CloudMonitor agent is automatically installed for the application group. CloudMonitor determines whether to automatically install the CloudMonitor agent for the hosts in an application group based on the value of this parameter. Valid values:<br>• true: The CloudMonitor agent is automatically installed.<br>• false (default value): The CloudMonitor agent is not automatically installed. |
| MatchExpressFilterRelation | String | No | and | The relationship between the conditional expressions for the tag values of the cloud resources. Valid values:<br>• and (default value)<br>• or |
| MatchExpress.N.TagValueMatchFunction | String | No | contains | The method that is used to match the tag values of the cloud resources. In this example, set the value of N to 1. Valid values:<br>• contains: includes<br>• startWith: starts with a prefix<br>• endWith: ends with a suffix<br>• notContains: excludes<br>• equals: equals<br>• all: includes all<br>**Note** If you set the `MatchExpress.N.TagValueMatchFunction` parameter, you must also set the `MatchExpress.N.TagValue` parameter. |

| Parameter | Type | Required | Example | Description |
| --- | --- | --- | --- | --- |
| MatchExpress.N.TagValue | String | No | instance | The tag values of the cloud resources. In this example, set the value of N to 1.<br>**Note** If you set the `MatchExpress.N.TagValue` parameter, you must also set the `MatchExpress.N.TagValueMatchFunction` parameter. |
| TemplateIdList.N | RepeatList | No | 85**** | The IDs of the alert templates.<br>For more information about how to query alert template IDs, see DescribeMetricRuleTemplateList. |
| TagRegionId | String | No | cn-hangzhou | The ID of the region to which the tags belong. |

For more information about common request parameters, see Common parameters.

## Response parameters

| Parameter | Type | Example | Description |
| --- | --- | --- | --- |
| Code | String | 200 | The HTTP status code.<br>**Note** The value 200 indicates that the call was successful. |
| Success | Boolean | true | Indicates whether the call was successful. Valid values:<br>• true: The call was successful.<br>• false: The call failed. |
| RequestId | String | 84AC6F0B-7945-466A-AA44-99BB5A561F86 | The ID of the request. |
| Message | String | The specified resource is not found. | The error message. |
| Id | String | 2534dc0a-e3e5-4ae1-a2fc-75ef166c**** | The ID of the tag matching rule. |

## Examples

### Sample requests

```
http(s)://[Endpoint]/?Action=CreateDynamicTagGroup
&TagKey=ecs_instance
&ContactGroupList.1=ECS_Group
&<Common request parameters>
```

### Sample success responses

`XML` format

```
<CreateDynamicTagGroupResponse>
   <RequestId>84AC6F0B-7945-466A-AA44-99BB5A561F86</RequestId>
   <Id>2534dc0a-e3e5-4ae1-a2fc-75ef166c****</Id>
   <Code>200</Code>
   <Success>true</Success>
</CreateDynamicTagGroupResponse>
```

`JSON` format

```
{
    "RequestId":"84AC6F0B-7945-466A-AA44-99BB5A561F86",
    "Id": "2534dc0a-e3e5-4ae1-a2fc-75ef166c****",
    "Code": "200",
    "Success":true
}
```

## Error codes

| HTTP status code | Error code | Error message | Description |
|---|---|---|---|
| 404 | ResourceNotFound | The specified resource is not found. | The error message returned because the specified resource is not found. |

For a list of error codes, visit the API Error Center.

# 1.7.30. DescribeDynamicTagRuleList

Queries tag rules.

This topic provides an example to show how to query tag rules that are related to `tagkey1`. The sample responses indicate that two tag rules are found. The rule IDs are `1536df65-a719-429d-8813-73cc40d7****` and `56e8cebb-b3d7-4a91-9880-78a8c84f****`.

## Debugging

OpenAPI Explorer automatically calculates the signature value. For your convenience, we recommend that you call this operation in OpenAPI Explorer. OpenAPI Explorer dynamically generates the sample code of the operation for different SDKs.

## Request parameters

| Parameter | Type | Required | Example | Description |
|---|---|---|---|---|
| Action | String | Yes | DescribeDynamicTagRuleList | The operation that you want to perform. Set the value to DescribeDynamicTagRuleList. |
| TagRegionId | String | No | cn-hangzhou | The ID of the region to which the tags belong. |
| TagKey | String | No | tagkey1 | The tag key.<br>For more information about how to obtain a tag key, see DescribeTagKeyList. |
| TagValue | String | No | * | The tag value.<br>For more information about how to obtain a tag value, see DescribeTagKeyList. |
| PageNumber | String | No | 1 | The number of the page to return.<br>Pages start from page 1. Default value: 1. |
| PageSize | String | No | 30 | The number of entries to return on each page.<br>Default value: 30. |

For more information about common request parameters, see Common parameters.

## Response parameters

| Parameter | Type | Example | Description |
|---|---|---|---|
| Code | String | 200 | The HTTP status code.<br>**Note** The value 200 indicates that the call was successful. |

| Parameter | Type | Example | Description |
| --- | --- | --- | --- |
| Message | String | The specified resource is not found. | The error message. |
| PageNumber | String | 1 | The page number of the returned page. |
| PageSize | String | 30 | The number of entries returned per page. |
| RequestId | String | 0D50523D-8D59-4A61-B58E-E2286ECFB3A9 | The ID of the request. |
| Success | Boolean | true | Indicates whether the call was successful. Valid values:<br>• true: The call was successful.<br>• false: The call failed. |
| TagGroupList | Array of TagGroup | | The tag rules of application groups. |
| TagGroup | | | |
| ContactGroupList | List | CloudMonitor | The alert contact group. |
| DynamicTagRuleId | String | 1536df65-a719-429d-8813-73cc40d7**** | The ID of the tag rule. |
| MatchExpress | Array of MatchExpress | | The conditional expressions used to create an application group based on the tag. |
| MatchExpress | | | |
| TagValue | String | * | The tag value.<br>The `TagValue` and `TagValueMatchFunction` parameters must be used in pairs. |

| Parameter | Type | Example | Description |
| --- | --- | --- | --- |
| TagValueMatchFunction | String | all | The method that is used to match tag values. Valid values:<br>• all: includes all<br>• startWith: starts with a prefix<br>• endWith: ends with a suffix<br>• contains: includes<br>• notContains: excludes<br>• equals: equals |
| MatchExpressFilterRelation | String | or | The logical operator that is used between conditional expressions. Valid values:<br>• `and`<br>• `or`<br>**Note** Only one logical operator can be used in a request. |
| RegionId | String | cn-hangzhou | The ID of the region to which the tags belong. |
| Status | String | FINISH | The status of adding instances that meet the tag rule to the application group. Valid values:<br>• `RUNNING`<br>• `FINISH` |
| TagKey | String | tagkey1 | The tag key. |
| TemplateIdList | List | 71**** | The IDs of the alert templates. |
| Total | Integer | 2 | The total number of returned entries. |

## Examples

### Sample requests

```
http(s)://[Endpoint]/?Action=DescribeDynamicTagRuleList
&<Common request parameters>
&=tagkey1
```

### Sample success responses

`XML` format

```
<DescribeDynamicTagRuleListResponse>
   <PageSize>30</PageSize>
   <PageNumber>1</PageNumber>
   <Total>2</Total>
   <TagGroupList>
      <TagGroup>
         <Status>FINISH</Status>
         <ContactGroupList>
            <ContactGroupList>CloudMonitor</ContactGroupList>
         </ContactGroupList>
         <MatchExpressFilterRelation>or</MatchExpressFilterRelation>
         <DynamicTagRuleId>1536df65-a719-429d-8813-73cc40d7****</DynamicTagRuleId>
         <TemplateIdList>
            <TemplateIdList>71****</TemplateIdList>
         </TemplateIdList>
         <TagKey>tagkey1</TagKey>
         <MatchExpress>
            <MatchExpress>
               <TagValue>*</TagValue>
               <TagValueMatchFunction>all</TagValueMatchFunction>
            </MatchExpress>
         </MatchExpress>
         <RegionId>cn-hangzhou</RegionId>
      </TagGroup>
      <TagGroup>
         <Status>FINISH</Status>
         <ContactGroupList>
            <ContactGroupList>CloudMonitor</ContactGroupList>
         </ContactGroupList>
         <MatchExpressFilterRelation>or</MatchExpressFilterRelation>
         <DynamicTagRuleId>56e8cebb-b3d7-4a91-9880-78a8c84f****</DynamicTagRuleId>
         <TemplateIdList>
            <TemplateIdList>71****</TemplateIdList>
         </TemplateIdList>
         <TagKey>tagkey1</TagKey>
         <MatchExpress>
            <MatchExpress>
               <TagValue>*</TagValue>
               <TagValueMatchFunction>all</TagValueMatchFunction>
            </MatchExpress>
         </MatchExpress>
         <RegionId>cn-hangzhou</RegionId>
      </TagGroup>
   </TagGroupList>
   <Code>200</Code>
   <Success>true</Success>
</DescribeDynamicTagRuleListResponse>
```

`JSON` format

```
{
    "PageSize": 30,
```

```
    "PageNumber": 1,
    "Total": 2,
    "TagGroupList": {
        "TagGroup": [
            {
                "Status": "FINISH",
                "ContactGroupList": {
                    "ContactGroupList": [
                        "CloudMonitor"
                    ]
                },
                "MatchExpressFilterRelation": "or",
                "DynamicTagRuleId": "1536df65-a719-429d-8813-73cc40d7****",
                "TemplateIdList": {
                    "TemplateIdList": "71****"
                },
                "TagKey": "tagkey1",
                "MatchExpress": {
                    "MatchExpress": [
                        {
                            "TagValue": "*",
                            "TagValueMatchFunction": "all"
                        }
                    ]
                },
                "RegionId": "cn-hangzhou"
            },
            {
                "Status": "FINISH",
                "ContactGroupList": {
                    "ContactGroupList": [
                        "CloudMonitor"
                    ]
                },
                "MatchExpressFilterRelation": "or",
                "DynamicTagRuleId": "56e8cebb-b3d7-4a91-9880-78a8c84f****",
                "TemplateIdList": {
                    "TemplateIdList": "71****"
                },
                "TagKey": "tagkey1",
                "MatchExpress": {
                    "MatchExpress": [
                        {
                            "TagValue": "*",
                            "TagValueMatchFunction": "all"
                        }
                    ]
                },
                "RegionId": "cn-hangzhou"
            }
        ]
    },
    "Code": 200,
    "Success": true
```

```
}
```

## Error codes

| HTTP status code | Error code | Error message | Description |
|---|---|---|---|
| 400 | InvalidParameterValue | Illegal parameters. | The error code returned because one or more parameters are invalid. |
| 404 | ResourceNotFound | The specified resource is not found. | The error message returned because the specified resource is not found. |

For a list of error codes, visit the API Error Center.

# 1.7.31. DeleteDynamicTagGroup

Deletes a tag rule.

## Debugging

OpenAPI Explorer automatically calculates the signature value. For your convenience, we recommend that you call this operation in OpenAPI Explorer. OpenAPI Explorer dynamically generates the sample code of the operation for different SDKs.

## Request parameters

| Parameter | Type | Required | Example | Description |
|---|---|---|---|---|
| Action | String | Yes | DeleteDynamicTagGroup | The operation that you want to perform. Set the value to DeleteDynamicTagGroup. |
| DynamicTagRuleId | String | Yes | 6b882d9a-5117-42e2-9d0c-4749a0c6**** | The ID of the tag rule. |

## Response parameters

| Parameter | Type | Example | Description |
|---|---|---|---|
| Code | String | 200 | The HTTP status code.<br>**Note** The status code 200 indicates that the call was successful. |

| Parameter | Type | Example | Description |
| --- | --- | --- | --- |
| Success | Boolean | true | Indicates whether the call was successful. Valid values:<br>• true: The call was successful.<br>• false: The call failed. |
| RequestId | String | ACBDBB40-DFB6-4F4C-8957-51FFB233969C | The ID of the request. |
| Message | String | The Request is not authorization. | The returned message. |

## Examples

### Sample requests

```
http(s)://[Endpoint]/? Action=DeleteDynamicTagGroup
&DynamicTagRuleId=6b882d9a-5117-42e2-9d0c-4749a0c6****
&<Common request parameters>
```

### Sample success responses

`XML` format

```
<DeleteDynamicTagGroupResponse>
   <RequestId>08AAE67E-77B5-485B-9C79-D7C8C059150A</RequestId>
   <Code>200</Code>
</DeleteDynamicTagGroupResponse>
```

`JSON` format

```
{
 "RequestId": "08AAE67E-77B5-485B-9C79-D7C8C059150A",
 "Code": 200,
 "Success": true
}
```

## Error codes

For a list of error codes, visit the API Error Center.

# 1.8. Host monitoring

## 1.8.1. DeleteMonitoringAgentProcess

Disables monitoring on a process.

## Debugging

OpenAPI Explorer automatically calculates the signature value. For your convenience, we recommend that you call this operation in OpenAPI Explorer. OpenAPI Explorer dynamically generates the sample code of the operation for different SDKs.

## Request parameters

| Parameter | Type | Required | Example | Description |
|---|---|---|---|---|
| Action | String | Yes | DeleteMonitoringAgentProcess | The operation that you want to perform. Set the value to DeleteMonitoringAgentProcess. |
| InstanceId | String | Yes | i-KpVny6l**** | The ID of the instance. |
| ProcessName | String | No | http | The name of the process. You must specify either the ProcessId or ProcessName parameter. |
| ProcessId | String | No | 123**** | The ID of the process. You must specify either the ProcessId or ProcessName parameter. |

## Response parameters

| Parameter | Type | Example | Description |
|---|---|---|---|
| Code | String | 200 | The HTTP status code.<br>**Note** The status code 200 indicates that the call was successful. |
| Message | String | Successfully | The returned message. |
| RequestId | String | 971CC023-5A96-452A-BB7C-2483F948BCFD | The ID of the request. |
| Success | Boolean | true | Indicates whether the call was successful. The value true indicates a success. The value false indicates a failure. |

## Examples

Sample requests

```
http(s)://[Endpoint]/?Action=DeleteMonitoringAgentProcess
&InstanceId=i-KpVny6l****
&<Common request parameters>
```

Sample success responses

`XML` format

```
<DeleteMonitoringAgentProcessResponse>
      <RequestId>EBB5215C-44AB-4000-A2D7-48634FDC4F04</RequestId>
      <Success>true</Success>
      <Code>200</Code>
</DeleteMonitoringAgentProcessResponse>
```

`JSON` format

```
{
    "RequestId": "EBB5215C-44AB-4000-A2D7-48634FDC4F04",
    "Success": "true",
    "Code": "200"
}
```

## Error codes

For a list of error codes, visit the API Error Center.

# 1.8.2. DescribeMonitoringAgentStatuses

Queries the status of the CloudMonitor agent.

This topic describes how to query the status of the CloudMonitor agent that resides on the `i-hp3dunahluwajv6f****` instance. The result indicates that the CloudMonitor agent is in the `running` state.

## Debugging

OpenAPI Explorer automatically calculates the signature value. For your convenience, we recommend that you call this operation in OpenAPI Explorer. OpenAPI Explorer dynamically generates the sample code of the operation for different SDKs.

## Request parameters

| Parameter | Type | Required | Example | Description |
|---|---|---|---|---|
| Action | String | Yes | DescribeMonitoringAgentStatuses | The operation that you want to perform. Set the value to DescribeMonitoringAgentStatuses. |
| InstanceIds | String | Yes | i-hp3dunahluwajv6f**** | The ID of the instance. Separate multiple instance IDs with commas (,). |

For more information about common request parameters, see Common parameters.

## Response parameters

| Parameter | Type | Example | Description |
|---|---|---|---|
| Code | String | 200 | The HTTP status code.<br>**Note** The HTTP status code 200 indicates that the call succeeds. |
| Message | String | The specified resource is not found. | The error message. |
| NodeStatusList | Array of NodeStatus | | The statuses. |
| NodeStatus | | | |
| AutoInstall | Boolean | true | Indicates whether the automatic installation feature is enabled. Valid values:<br>• true: The feature is enabled.<br>• false: The feature is disabled. |
| InstanceId | String | i-hp3dunahluwajv6f**** | The ID of the instance. |
| Status | String | running | The status of the CloudMonitor agent. Valid values:<br>• running: The CloudMonitor agent is running.<br>• stopped: The CloudMonitor agent is stopped.<br>• installing: The CloudMonitor agent is being installed.<br>• install_faild: The CloudMonitor agent fails to be installed.<br>• abnormal: The CloudMonitor agent is not properly installed.<br>• not_installed: The CloudMonitor agent is not installed. |
| RequestId | String | 6F8371DF-AB81-41B8-9E1B-5493B3FF0E4F | The ID of the request. |

| Parameter | Type | Example | Description |
| --- | --- | --- | --- |
| Success | Boolean | true | Indicates whether the call succeeds. Valid values:<br>• true: The call succeeds.<br>• false: The call fails. |

## Examples

### Sample requests

```
http(s)://[Endpoint]/?Action=DescribeMonitoringAgentStatuses
&InstanceIds=i-hp3dunahluwajv6f****
&<Common request parameters>
```

### Sample success responses

`XML` format

```
<DescribeMonitoringAgentStatusesResponse>
   <RequestId>6F8371DF-AB81-41B8-9E1B-5493B3FF0E4F</RequestId>
   <NodeStatusList>
      <NodeStatus>
         <Status>running</Status>
         <AutoInstall>true</AutoInstall>
         <InstanceId>i-hp3dunahluwajv6f****</InstanceId>
      </NodeStatus>
   </NodeStatusList>
   <Code>200</Code>
   <Success>true</Success>
</DescribeMonitoringAgentStatusesResponse>
```

`JSON` format

```
{
  "RequestId": "6F8371DF-AB81-41B8-9E1B-5493B3FF0E4F",
  "NodeStatusList": {
    "NodeStatus": [
      {
        "Status": "running",
        "AutoInstall": true,
        "InstanceId": "i-hp3dunahluwajv6f****"
      }
    ]
  },
  "Code": 200,
  "Success": true
}
```

## Error codes

| HttpCode | Error code | Error message | Description |
|---|---|---|---|
| 404 | ResourceNotFound | The specified resource is not found. | The error message returned because the specified resource is not found. |

For a list of error codes, visit the API Error Center.

# 1.8.3. DescribeMonitoringAgentAccessKey

Queries the AccessKey ID and AccessKey secret required for installing the Cloud Monitor agent on a host that is not an Elastic Compute Service (ECS) instance.

## Debugging

OpenAPI Explorer automatically calculates the signature value. For your convenience, we recommend that you call this operation in OpenAPI Explorer. OpenAPI Explorer dynamically generates the sample code of the operation for different SDKs.

## Request parameters

| Parameter | Type | Required | Example | Description |
|---|---|---|---|---|
| Action | String | Yes | DescribeMonitoringAgentAccessKey | The operation that you want to perform. Set the value to DescribeMonitoringAgentAccessKey. |

## Response parameters

| Parameter | Type | Example | Description |
|---|---|---|---|
| RequestId | String | E9F4FA2A-54BE-4EF9-9D1D-1A0B1DC86B8D | The ID of the request. |
| Code | Integer | 200 | The HTTP status code.<br>**Note** The status code 200 indicates that the call was successful. |
| Success | Boolean | true | Indicates whether the call was successful. |
| AccessKey | String | usY*****R_U | The AccessKey ID required to install the agent. |
| SecretKey | String | UCxF2R1sIO90XlU9*****w | The AccessKey secret required to install the agent. |

| Parameter | Type | Example | Description |
| --- | --- | --- | --- |
| Message | String | Successfully | The returned message. |

## Examples

### Sample requests

```
http(s)://[Endpoint]/?Action=DescribeMonitoringAgentAccessKey
&<Common request parameters>
```

### Sample success responses

`XML` format

```
<AccessKey>usY*****R_U</AccessKey>
<SecretKey>UCxF2R1sIO90XlU9*****w</SecretKey>
<Success>true</Success>
<Code>200</Code>
```

`JSON` format

```
{
 "AccessKey":"usY*****R_U",
 "SecretKey":"UCxF2R1sIO90XlU9*****w",
 "Success":true,
 "Code":200
}
```

## Error codes

For a list of error codes, visit the API Error Center.

# 1.8.4. UninstallMonitoringAgent

Uninstalls the Cloud Monitor agent from a host that is not provided by Alibaba Cloud.

> **Note** This API operation is not applicable to ECS instances. To uninstall the agent from an ECS instance, see Install and uninstall the Cloud Monitor agent.

## Debugging

OpenAPI Explorer automatically calculates the signature value. For your convenience, we recommend that you call this operation in OpenAPI Explorer. OpenAPI Explorer automatically generates the sample code of the operation for different SDKs.

## Request parameters

| Parameter | Type | Required | Example | Description |
| --- | --- | --- | --- | --- |
| Action | String | Yes | UninstallMonitoringAgent | The operation that you want to perform. Set the value to UninstallMonitoringAgent. |
| InstanceId | String | Yes | host-**** | The ID of the host. |

## Response parameters

| Parameter | Type | Example | Description |
| --- | --- | --- | --- |
| Code | String | 200 | The HTTP status code.<br>**Note** The HTTP status code 200 indicates that the call was successful. |
| Message | String | Successfully | The returned message. |
| RequestId | String | 466902B9-2842-40B0-B796-00FE772B6EF3 | The ID of the request. |
| Success | Boolean | true | Indicates whether the call was successful. Valid values:<br>• true: The call was successful.<br>• false: The call failed. |

## Examples

### Sample requests

```
http(s)://[Endpoint]/? Action=UninstallMonitoringAgent
&InstanceId=host-****
&<Common request parameters>
```

### Sample success responses

`XML` format

```
<UninstallMonitoringAgentResponse>
    <RequestId>466902B9-2842-40B0-B796-00FE772B6EF3</RequestId>
    <Code>200</Code>
    <Message>Successfully</Message>
</UninstallMonitoringAgentResponse>
```

`JSON` format

```
{
    "RequestId": "466902B9-2842-40B0-B796-00FE772B6EF3",
    "Code": "200",
    "Message": "Successfully"
}
```

## Error codes

For a list of error codes, visit the API Error Center.

# 1.8.5. InstallMonitoringAgent

Installs the CloudMonitor agent on one or more Elastic Compute Service (ECS) instances.

## Prerequisites

The Cloud Assistant client is installed on an ECS instance. For more information about how to install the Cloud Assistant client, see Overview.

## Background information

This API operation is applicable only to ECS instances.

The success rate of installing the CloudMonitor agent by calling this API operation is about 95%. If the installation fails, manually install the agent on the ECS instance. For more information about how to install the CloudMonitor agent, see Install and uninstall the CloudMonitor agent for C++.

## Usage notes

This topic provides an example to show how to install the latest version of the CloudMonitor agent on an ECS instance whose ID is `i-m5e0k0bexac8tykr****`.

## Debugging

OpenAPI Explorer automatically calculates the signature value. For your convenience, we recommend that you call this operation in OpenAPI Explorer. OpenAPI Explorer dynamically generates the sample code of the operation for different SDKs.

## Request parameters

| Parameter | Type | Required | Example | Description |
| --- | --- | --- | --- | --- |
| Action | String | Yes | InstallMonitoringAgent | The operation that you want to perform. Set the value to **InstallMonitoringAgent**. |

| Parameter | Type | Required | Example | Description |
| --- | --- | --- | --- | --- |
| Force | Boolean | No | true | Specifies whether to install the CloudMonitor agent. Valid values:<br>• true (default value): yes<br>• false: no |
| InstallCommand | String | No | onlyInstallNotHasAgent | Specifies whether to install the CloudMonitor agent on all ECS instances that belong to the current Alibaba Cloud account. Valid values:<br>• `onlyInstallNotHasAgent`: installs the latest version of the CloudMonitor agent only on ECS instances on which the agent is not installed.<br>• `onlyUpgradeAgent`: upgrades the CloudMonitor agent to the latest version only for ECS instances on which an earlier version of the agent is installed.<br>• `installAndUpgrade`: installs the latest version of the CloudMonitor agent on ECS instances on which the agent is not installed, and upgrades the CloudMonitor agent to the latest version for ECS instances on which an earlier version of the agent is installed.<br>**Note** If you set the InstallCommand parameter, the `InstanceIds` parameter does not take effect. |
| InstanceIds.N | RepeatList | No | i-m5e0k0bexac8tykr**** | The IDs of the ECS instances. Valid values of N: 1 to 10. |

For more information about common request parameters, see Common parameters.

## Response parameters

| Parameter | Type | Example | Description |
| --- | --- | --- | --- |
| RequestId | String | 0BDAF8A8-04DC-5F0C-90E4-724D42C41945 | The ID of the request. |

| Parameter | Type | Example | Description |
| --- | --- | --- | --- |
| Code | String | 200 | The HTTP status code.<br>**Note** The status code 200 indicates that the call is successful. |
| Success | Boolean | true | Indicates whether the call is successful. Valid values:<br>• true: The call is successful.<br>• false: The call fails. |
| Message | String | The specified resource is not found. | The error message. |

## Examples

### Sample requests

```
http(s)://[Endpoint]/?Action=InstallMonitoringAgent
&InstanceIds.1=i-m5e0k0bexac8tykr****
&<Common request parameters>
```

### Sample success responses

`XML` format

```
<InstallMonitoringAgentResponse>
   <RequestId>0BDAF8A8-04DC-5F0C-90E4-724D42C41945</RequestId>
   <Code>200</Code>
   <Success>true</Success>
</InstallMonitoringAgentResponse>
```

`JSON` format

```
{
    "RequestId": "0BDAF8A8-04DC-5F0C-90E4-724D42C41945",
    "Code": 200,
    "Success": true
}
```

## Error codes

| HttpCode | Error code | Error message | Description |
| --- | --- | --- | --- |

| HttpCode | Error code | Error message | Description |
| --- | --- | --- | --- |
| 404 | ResourceNotFound | The specified resource is not found. | The error message returned because the specified resource is not found. |

For a list of error codes, visit the API Error Center.

# 1.8.6. CreateMonitoringAgentProcess

Creates a task to monitor a specified process.

## Debugging

OpenAPI Explorer automatically calculates the signature value. For your convenience, we recommend that you call this operation in OpenAPI Explorer. OpenAPI Explorer dynamically generates the sample code of the operation for different SDKs.

## Request parameters

| Parameter | Type | Required | Example | Description |
| --- | --- | --- | --- | --- |
| Action | String | Yes | CreateMonitoringAgentProcess | The operation that you want to perform. Set the value to CreateMonitoringAgentProcess. |
| InstanceId | String | Yes | i-2ze51wjtwox01r8g**** | The ID of the instance. |
| ProcessName | String | No | java | The name of the process. |
| ProcessUser | String | No | admin | The user who launches the process. |

## Response parameters

| Parameter | Type | Example | Description |
| --- | --- | --- | --- |
| Code | String | 200 | The HTTP status code.<br>**Note** The status code 200 indicates that the call was successful. |
| Id | Long | 12345 | The ID of the process. |

| Parameter | Type | Example | Description |
| --- | --- | --- | --- |
| Message | String | User not authorized to operate on the specified resource. | The error message. |
| RequestId | String | 0DFCB47D-E7E1-4CBE-A381-8339F7B300EF | The ID of the request. |
| Success | Boolean | true | Indicates whether the call was successful. Valid values:<br>• true: The call was successful.<br>• false: The call failed. |

## Examples

### Sample requests

```
http(s)://[Endpoint]/? Action=CreateMonitoringAgentProcess
&InstanceId= i-2ze51wjtwox01r8g****
&<Common request parameters>
```

### Sample success responses

`XML` format

```
<CreateMonitoringAgentProcessResponse>
      <RequestId>0DFCB47D-E7E1-4CBE-A381-8339F7B300EF</RequestId>
      <Id>171894</Id>
      <Success>true</Success>
      <Code>200</Code>
</CreateMonitoringAgentProcessResponse>
```

`JSON` format

```
{
  "RequestId": "0DFCB47D-E7E1-4CBE-A381-8339F7B300EF",
  "Id": 489492,
  "Code": 200,
  "Success": true
}
```

## Error codes

For a list of error codes, visit the API Error Center.

# 1.8.7. DescribeMonitoringAgentProcesses

Queries the processes of a specified resource.

> **Note** Before you call this operation, call the CreateMonitoringAgentProcess operation to create processes. For more information, see CreateMonitoringAgentProcess.

This topic provides an example of how to query the processes of the `i-hp3hl3cx1pbahzy8****` instance. The response indicates the details of the `NGINX` and `HTTP` processes.

## Debugging

OpenAPI Explorer automatically calculates the signature value. For your convenience, we recommend that you call this operation in OpenAPI Explorer. OpenAPI Explorer dynamically generates the sample code of the operation for different SDKs.

## Request parameters

| Parameter | Type | Required | Example | Description |
|---|---|---|---|---|
| Action | String | Yes | DescribeMonitoringAgentProcesses | The operation that you want to perform. Set the value to DescribeMonitoringAgentProcesses. |
| InstanceId | String | Yes | i-hp3hl3cx1pbahzy8**** | The ID of the instance. |

For more information about common request parameters, see Common parameters.

## Response parameters

| Parameter | Type | Example | Description |
|---|---|---|---|
| Code | String | 200 | The HTTP status code.<br>**Note** The value 200 indicates that the call was successful. |
| Message | String | The specified resource is not found. | The returned message. |
| NodeProcesses | Array of NodeProcess | | The information about the processes. |
| NodeProcess | | | |

| Parameter | Type | Example | Description |
| --- | --- | --- | --- |
| Command | String | number | The command used to obtain the number of processes. Valid value: `number`.<br>**Note** The `number` command obtains the number of processes that match the condition. |
| GroupId | String | 3619**** | The ID of the application group. |
| InstanceId | String | i-hp3hl3cx1pbahzy8**** | The ID of the instance. |
| ProcessId | Long | 234567 | The ID of the process. |
| ProcessName | String | Nginx | The name of the process. |
| ProcessUser | String | alice | The user who launched the process. |
| RequestId | String | C11C0E85-6862-4F25-8D66-D6A5E0882984 | The ID of the request. |
| Success | Boolean | true | Indicates whether the call was successful. Valid values:<br>• true: The call was successful.<br>• false: The call failed. |

## Examples

### Sample requests

```
http(s)://[Endpoint]/?Action=DescribeMonitoringAgentProcesses
&InstanceId=i-hp3hl3cx1pbahzy8****
&<Common request parameters>
```

### Sample success responses

`XML` format

```
<DescribeMonitoringAgentProcessesResponse>
   <RequestId>C11C0E85-6862-4F25-8D66-D6A5E0882984</RequestId>
   <NodeProcesses>
      <NodeProcess>
         <ProcessName>HTTP</ProcessName>
         <InstanceId>i-hp3hl3cx1pbahzy8****</InstanceId>
         <Command>number</Command>
         <ProcessId>123456</ProcessId>
      </NodeProcess>
      <NodeProcess>
         <ProcessName>Nginx</ProcessName>
         <ProcessUser>alice</ProcessUser>
         <GroupId>3619****</GroupId>
         <InstanceId>i-hp3hl3cx1pbahzy8****</InstanceId>
         <Command>number</Command>
         <ProcessId>234567</ProcessId>
      </NodeProcess>
   </NodeProcesses>
   <Code>200</Code>
   <Success>true</Success>
</DescribeMonitoringAgentProcessesResponse>
```

`JSON` format

```
{
    "RequestId": "C11C0E85-6862-4F25-8D66-D6A5E0882984",
    "NodeProcesses": {
        "NodeProcess": [
            {
                "ProcessName": "HTTP",
                "InstanceId": "i-hp3hl3cx1pbahzy8****",
                "Command": "number",
                "ProcessId": 123456
            },
            {
                "ProcessName": "Nginx",
                "ProcessUser": "alice",
                "GroupId": "3619****",
                "InstanceId": "i-hp3hl3cx1pbahzy8****",
                "Command": "number",
                "ProcessId": 234567
            }
        ]
    },
    "Code": 200,
    "Success": true
}
```

## Error codes

| HTTP status code | Error code | Error message | Description |
|---|---|---|---|
| 404 | ResourceNotFound | The specified resource is not found. | The error message returned because the specified resource is not found. |

For a list of error codes, visit the API Error Center.

# 1.8.8. DescribeMonitoringAgentHosts

Queries hosts with and without the Cloud Monitor agent installed.

## Debugging

OpenAPI Explorer automatically calculates the signature value. For your convenience, we recommend that you call this operation in OpenAPI Explorer. OpenAPI Explorer dynamically generates the sample code of the operation for different SDKs.

## Request parameters

| Parameter | Type | Required | Example | Description |
|---|---|---|---|---|
| Action | String | Yes | DescribeMonitoringAgentHosts | The operation that you want to perform. Set the value to DescribeMonitoringAgentHosts. |
| KeyWord | String | No | host1 | The keyword that is used in fuzzy match. |
| HostName | String | No | hostNam1 | The name of the host. |
| InstanceIds | String | No | i-a3d1q1pm2f9yr29e**** | The ID of the instance. |
| SerialNumbers | String | No | a1ab31a3-1234-40f2-9e95-c8caa8f0**** | The serial number of the host.<br>After the Cloud Monitor Agent is installed on a host, a globally unique serial number is generated. A host that is not provided by Alibaba Cloud has a serial number instead of an instance ID.<br>**Note** This parameter can be used in exact search for any monitored hosts. |

| Parameter | Type | Required | Example | Description |
| --- | --- | --- | --- | --- |
| PageNumber | Integer | No | 1 | The number of the page to return. |
| PageSize | Integer | No | 10 | The number of entries to return on each page. Valid values:<br>• 10<br>• 20<br>• 50<br>• 100<br>**Note** Alibaba Cloud does not limit the maximum value of this parameter. However, we recommend that you do not specify a large value to obtain all the instances on a page. If you specify a large value for this parameter, you may fail to obtain the instances due to a timeout error. |
| InstanceRegionId | String | No | cn-hangzhou | The region ID of the instance. |
| AliyunHost | Boolean | No | true | Specifies whether to query Elastic Compute Service (ECS) instances that are provided by Alibaba Cloud or to query hosts that are not provided by Alibaba Cloud. Default value: true. Valid values:<br>• true: All the ECS instances that are provided by Alibaba Cloud are returned.<br>• false: All the hosts that are not provided by Alibaba Cloud are returned. |
| Status | String | No | Running | The status of the hosts to query. Valid values:<br>• Running: queries the hosts that are running.<br>• Stopped: queries the hosts that are stopped, are not installed, or fail to be installed. |

## Response parameters

| Parameter | Type | Example | Description |
| --- | --- | --- | --- |
| RequestId | String | 63EEBB2A-9E51-41E4-9E83-5DE7F3B292E0 | The ID of the request. |
| Success | Boolean | true | Indicates whether the call was successful. Valid values:<br>• true: The call was successful.<br>• false: The call failed. |
| Total | Integer | 10 | The total number of the returned entries. |
| PageTotal | Integer | 50 | The total number of the returned pages. |
| Code | String | 200 | The HTTP status code.<br>Note The status code 200 indicates that the call was successful. |
| Hosts | Array of Host | N/A | The information about the hosts. |
| Host | N/A | N/A | N/A |
| AgentVersion | String | 3.4.6 | The version of the Cloud Monitor agent. |
| AliUid | Long | 123456789 | The ID of the Alibaba Cloud account. |
| EipAddress | String | 192.168.XX.XX | The elastic IP address (EIP) of the host. |
| EipId | String | eip-bp16i16k9gcezyfrp***** | The ID of the EIP. |
| HostName | String | hostIP | The name of the host. |
| InstanceId | String | i-a2d5q7pm3f9yr212***** | The ID of the instance. |
| InstanceTypeFamily | String | ecs.n4 | The type of the ECS instance. |

| Parameter | Type | Example | Description |
| --- | --- | --- | --- |
| IpGroup | String | 192.168.XX.XX | The IP address of the host.<br>Note Multiple IP addresses are separated with commas (,). |
| NatIp | String | 192.168.XX.XX | The IP address of the Network Address Translation (NAT) gateway. |
| NetworkType | String | vpc | The type of the network. |
| OperatingSystem | String | Linux | The operating system. |
| Region | String | cn-hangzhou | The ID of the region where the host resides. |
| SerialNumber | String | x12335-6cc8-4a22-9f21-1a00a719**** | The serial number of the host. A host that is not provided by Alibaba Cloud has a serial number instead of an instance ID.<br>Note This parameter can be used in exact search for any monitored hosts. |
| isAliyunHost | Boolean | true | Indicates whether the host is provided by Alibaba Cloud. Valid values:<br>• true<br>• false |
| Message | String | The Request is not authorization. | The returned message. |
| PageNumber | Integer | 1 | The number of the returned page. Default value: 1 |
| PageSize | Integer | 10 | The number of entries returned on each page. Default value: 30. |

## Examples

Sample requests

```
http(s)://[Endpoint]/?Action=DescribeMonitoringAgentHosts
&<Common request parameters>
```

### Sample success responses

`XML` format

```
<DescribeMonitoringAgentHostsResponse>
          <Hosts>
                <Host>
                      <OperatingSystem>Windows</OperatingSystem>
                      <SerialNumber>f0a434f2-632b-4588-95e6-202d4396****</SerialNumber>
                      <isAliyunHost>true</isAliyunHost>
                      <InstanceId>i-uf6hm9lnlzsarrc7****</InstanceId>
                      <AgentVersion>3.4.6</AgentVersion>
                      <NetworkType>vpc</NetworkType>
                      <InstanceTypeFamily>ecs.g6</InstanceTypeFamily>
                      <Region>cn-shanghai</Region>
                      <IpGroup>192.168.XX.XX,192.168.XX.XX</IpGroup>
                      <HostName>iZlzsarrc78****</HostName>
                      <AliUid>103201326074****</AliUid>
                </Host>
                <Host>
                      <OperatingSystem>Linux</OperatingSystem>
                      <SerialNumber>9c336dc5-1802-4db0-b7a0-2d46ad4f****</SerialNumber>
                      <isAliyunHost>true</isAliyunHost>
                      <InstanceId>i-uf6hn19s56zumk9w****</InstanceId>
                      <AgentVersion>3.4.4</AgentVersion>
                      <NetworkType>vpc</NetworkType>
                      <InstanceTypeFamily>ecs.g5</InstanceTypeFamily>
                      <Region>cn-shanghai</Region>
                      <IpGroup>192.168.XX.XX,192.168.XX.XX</IpGroup>
                      <HostName>launch-advisor-2019****</HostName>
                      <AliUid>103201326074****</AliUid>
                </Host>
          </Hosts>
          <PageSize>100</PageSize>
          <PageNumber>1</PageNumber>
          <PageTotal>1</PageTotal>
          <Total>5</Total>
          <Code>200</Code>
          <Success>true</Success>
</DescribeMonitoringAgentHostsResponse>
```

`JSON` format

```
{
    "Hosts": {
        "Host": [{
                "OperatingSystem": "Windows",
                "SerialNumber": "f0a434f2-632b-4588-95e6-202d4396****",
                "isAliyunHost": true,
                "InstanceId": "i-uf6hm9lnlzsarrc7****",
                "AgentVersion": "3.4.6",
                "NetworkType": "vpc",
                "InstanceTypeFamily": "ecs.g6",
                "Region": "cn-shanghai",
                "IpGroup": "192.168.XX.XX,192.168.XX.XX",
                "HostName": "iZlzsarrc78****",
                "AliUid": "103201326074****"
            },
            {
                "OperatingSystem": "Linux",
                "SerialNumber": "9c336dc5-1802-4db0-b7a0-2d46ad4f****",
                "isAliyunHost": true,
                "InstanceId": "i-uf6hn19s56zumk9w****",
                "AgentVersion": "3.4.4",
                "NetworkType": "vpc",
                "InstanceTypeFamily": "ecs.g5",
                "Region": "cn-shanghai",
                "IpGroup": "192.168.XX.XX,192.168.XX.XX",
                "HostName": "launch-advisor-2019****",
                "AliUid": "103201326074****"
            }
        ]
    },
    "PageSize": 100,
    "PageNumber": 1,
    "PageTotal": 1,
    "Total": 5,
    "Code": 200,
    "Success": true
}
```


## Error codes

For a list of error codes, visit the API Error Center.

# 1.8.9. DescribeMonitoringAgentConfig

Queries the configuration of the Cloud Monitor agent.

## Debugging

OpenAPI Explorer automatically calculates the signature value. For your convenience, we recommend that you call this operation in OpenAPI Explorer. OpenAPI Explorer dynamically generates the sample code of the operation for different SDKs.

## Request parameters

| Parameter | Type | Required | Example | Description |
| --- | --- | --- | --- | --- |
| Action | String | Yes | DescribeMonitoringAgentConfig | The operation that you want to perform. Set the value to DescribeMonitoringAgentConfig. |

## Response parameters

| Parameter | Type | Example | Description |
| --- | --- | --- | --- |
| RequestId | String | E9F4FA2A-54BE-4EF9-9D1D-1A0B1DC86B8D | The ID of the request. |
| AutoInstall | Boolean | true | Indicates whether the Cloud Monitor agent is automatically installed on existing Elastic Compute Service (ECS) instances. Valid values:<br>• true<br>• false |
| EnableInstallAgentNewECS | Boolean | true | Indicates whether the Cloud Monitor agent is automatically installed on new ECS instances. Valid values:<br>• true<br>• false |
| Message | String | The Request is not authorization. | The error message. |
| Code | String | 200 | The status code.<br>**Note** The status code 200 indicates a success. |
| Success | Boolean | true | Indicates whether the operation was successful. Valid values:<br>• true: successful.<br>• false: failed. |
| EnableActiveAlert | String | redis,rds,ecs | The service for which one-click alert is enabled. |

## Examples

Sample requests

```
http(s)://[Endpoint]/? Action=DescribeMonitoringAgentConfig
&<Common request parameters>
```

Sample success responses

`XML` format

```
<DescribeMonitoringAgentConfigResponse>
   <AutoInstall>true</AutoInstall>
   <EnableActiveAlert></EnableActiveAlert>
   <EnableInstallAgentNewECS>true</EnableInstallAgentNewECS>
   <RequestId>B4EB0F95-3181-4E8F-B32E-8C3734E8F88E</RequestId>
   <Code>200</Code>
   <Success>true</Success>
</DescribeMonitoringAgentConfigResponse>
```

`JSON` format

```
{
  "AutoInstall": true,
  "EnableActiveAlert": "",
  "EnableInstallAgentNewECS": true,
  "RequestId": "B4EB0F95-3181-4E8F-B32E-8C3734E8F88E",
  "Code": 200,
  "Success": true
}
```

## Error codes

For a list of error codes, visit the API Error Center.

# 1.8.10. CreateMonitorAgentProcess

Creates a task to monitor a process.

## Debugging

OpenAPI Explorer automatically calculates the signature value. For your convenience, we recommend that you call this operation in OpenAPI Explorer. OpenAPI Explorer dynamically generates the sample code of the operation for different SDKs.

## Request parameters

| Parameter | Type | Required | Example | Description |
|---|---|---|---|---|
| Action | String | Yes | CreateMonitorAgentProcess | The operation that you want to perform. Set the value to CreateMonitorAgentProcess. |

| Parameter | Type | Required | Example | Description |
| --- | --- | --- | --- | --- |
| InstanceId | String | Yes | i-2ze2d6j5uhg20x47**** | The ID of the instance. |
| ProcessName | String | Yes | AliYunDun | The name of the process. |
| ProcessUser | String | No | admin | The user who launches the process. |

## Response parameters

| Parameter | Type | Example | Description |
| --- | --- | --- | --- |
| Code | String | 200 | The HTTP status code.<br>**Note** The status code 200 indicates that the call was successful. |
| Id | Long | 123456 | The ID of the process. |
| Message | String | User not authorized to operate on the specified resource. | The error message. |
| RequestId | String | 971CC023-5A96-452A-BB7C-2483F948BCFD | The ID of the request. |
| Success | Boolean | true | Indicates whether the call was successful. Valid values:<br>• true: The call was successful.<br>• false: The call failed. |

## Examples

### Sample requests

```
http(s)://[Endpoint]/? Action=CreateMonitorAgentProcess
&InstanceId=i-2ze2d6j5uhg20x47****
&ProcessName=AliYunDun
&<Common request parameters>
```

### Sample success responses

`XML` format

```
<CreateMonitorAgentProcessResponse>
      <RequestId>971CC023-5A96-452A-BB7C-2483F948BCFD</RequestId>
      <Id>123456</Id>
      <Success>true</Success>
      <Code>200</Code>
</CreateMonitorAgentProcessResponse>
```

`JSON` format

```
{
  "RequestId": "CA9CE1FD-E546-4D44-B1DE-5D22496553E1",
  "Id": 123456,
  "Code": 200,
  "Success": true
}
```

## Error codes

For a list of error codes, visit the API Error Center.

# 1.8.11. ModifyHostInfo

Modifies the information about a host not on Alibaba Cloud.

## Debugging

OpenAPI Explorer automatically calculates the signature value. For your convenience, we recommend that you call this operation in OpenAPI Explorer. OpenAPI Explorer dynamically generates the sample code of the operation for different SDKs.

## Request parameters

| Parameter | Type | Required | Example | Description |
|---|---|---|---|---|
| Action | String | Yes | ModifyHostInfo | The operation that you want to perform. Set the value to ModifyHostInfo. |
| InstanceId | String | Yes | host-R_NSWNV**** | The ID of the instance. Only hosts not on Alibaba Cloud are supported. |
| HostName | String | No | portalHost | The name of the host. |

## Response parameters

| Parameter | Type | Example | Description |
|---|---|---|---|

| Parameter | Type | Example | Description |
| --- | --- | --- | --- |
| Code | String | 200 | The HTTP status code.<br>**Note** The status code 200 indicates that the call was successful. |
| Message | String | The specified resource is not found. | The error message. |
| RequestId | String | EBB5215C-44AB-4000-A2D7-48634FDC4F04 | The ID of the request. |
| Success | Boolean | True | Indicates whether the call was successful. The value true indicates a success. The value false indicates a failure. |

## Examples

### Sample request

```
http(s)://[Endpoint]/? Action=ModifyHostInfo
&InstanceId=host-R_NSWNV****
&<Common request parameters>
```

### Sample success responses

`XML` format

```
<ModifyHostInfo>
    <RequestId>EBB5215C-44AB-4000-A2D7-48634FDC4F04</RequestId>
    <Success>true</Success>
    <Code>200</Code>
</ModifyHostInfo>
```

`JSON` format

```
{
    "RequestId": "EBB5215C-44AB-4000-A2D7-48634FDC4F04",
    "Success": "true",
    "Code": "200"
}
```

## Error codes

For a list of error codes, visit the API Error Center.

# 1.8.12. DescribeMonitoringConfig

Queries the global configurations of the Cloud Monitor agent.

## Debugging

OpenAPI Explorer automatically calculates the signature value. For your convenience, we recommend that you call this operation in OpenAPI Explorer. OpenAPI Explorer dynamically generates the sample code of the operation for different SDKs.

## Request parameters

| Parameter | Type | Required | Example | Description |
|---|---|---|---|---|
| Action | String | Yes | DescribeMonitoringConfig | The operation that you want to perform. Set the value to DescribeMonitoringConfig. |

## Response parameters

| Parameter | Type | Example | Description |
|---|---|---|---|
| Success | Boolean | true | Indicates whether the call was successful. Valid values:<br>• true: The call was successful.<br>• false: The call failed. |
| Code | String | 200 | The HTTP status code.<br>**Note** The status code 200 indicates that the call was successful. |
| RequestId | String | F35654DB-0C9D-4FB3-903F-479BA7663061 | The ID of the request. |
| Message | String | The Request is not authorization. | The error message. |
| EnableInstallAgentNewECS | Boolean | true | Indicates whether the Cloud Monitor agent is automatically installed on new Elastic Compute Service (ECS) instances. Valid values:<br>• true<br>• false |

| Parameter | Type | Example | Description |
| --- | --- | --- | --- |
| AutoInstall | Boolean | false | Indicates whether the Cloud Monitor agent is automatically installed on existing ECS instances. Valid values:<br>• true<br>• false |

## Examples

### Sample requests

```
http(s)://[Endpoint]/? Action=DescribeMonitoringConfig
&<Common request parameters>
```

### Sample success responses

`XML` format

```
<DescribeMonitoringConfigResponse>
   <AutoInstall>false</AutoInstall>
   <EnableInstallAgentNewECS>true</EnableInstallAgentNewECS>
   <RequestId>BA76F154-DE3F-442C-94D3-895E7ABC1BDE</RequestId>
   <Code>200</Code>
   <Success>true</Success>
</DescribeMonitoringConfigResponse>
```

`JSON` format

```
{
  "AutoInstall": false,
  "EnableInstallAgentNewECS": true,
  "RequestId": "BA76F154-DE3F-442C-94D3-895E7ABC1BDE",
  "Code": 200,
  "Success": true
}
```

## Error codes

For a list of error codes, visit the API Error Center.

# 1.8.13. PutMonitoringConfig

Configures global settings for the Cloud Monitor agent.

## Debugging

OpenAPI Explorer automatically calculates the signature value. For your convenience, we recommend that you call this operation in OpenAPI Explorer. OpenAPI Explorer dynamically generates the sample code of the operation for different SDKs.

## Request parameters

| Parameter | Type | Required | Example | Description |
|---|---|---|---|---|
| Action | String | Yes | PutMonitoringConfig | The operation that you want to perform. Set the value to PutMonitoringConfig. |
| AutoInstall | Boolean | No | true | Specifies whether to automatically install the Cloud Monitor agent on existing Elastic Compute Service (ECS) instances. Valid values:<br>• true<br>• false |
| EnableInstallAgentNewECS | Boolean | No | true | Specifies whether to automatically install the Cloud Monitor agent on new ECS instances. Valid values:<br>• true<br>• false |

## Response parameters

| Parameter | Type | Example | Description |
|---|---|---|---|
| Code | Integer | 200 | The HTTP status code.<br>**Note** The value 200 indicates that the call was successful. |
| Message | String | Specified parameter EnableInstallAgentNewECS is not valid. | The error message. |
| RequestId | String | 109C8095-6FAD-4DBB-B013-6ED18CE4C0B1 | The ID of the request. |
| Success | Boolean | true | Indicates whether the call was successful. Valid values:<br>• true: The call was successful.<br>• false: The call failed. |

## Examples

Sample request

```
http(s)://[Endpoint]/? Action=PutMonitoringConfig
&<Common request parameters>
```

Sample success responses

`XML` format

```
<PutMonitoringConfigResponse>
      <RequestId>109C8095-6FAD-4DBB-B013-6ED18CE4C0B1</RequestId>
      <Success>true</Success>
      <Code>200</Code>
</PutMonitoringConfigResponse>
```

`JSON` format

```
{
  "RequestId": "109C8095-6FAD-4DBB-B013-6ED18CE4C0B1",
  "Code": 200,
  "Success": true
}
```

## Error codes

For a list of error codes, visit the API Error Center.

# 1.9. Availability monitoring

## 1.9.1. CreateHostAvailability

Creates an availability monitoring task.

This topic describes how to create the `task1` availability monitoring in the `123456` application group. The TaskType parameter of the task is set to `HTTP`. After you start the task, the system sends you alerts by using the specified email address and DingTalk chatbot.

## Debugging

OpenAPI Explorer automatically calculates the signature value. For your convenience, we recommend that you call this operation in OpenAPI Explorer. OpenAPI Explorer dynamically generates the sample code of the operation for different SDKs.

## Request parameters

| Parameter | Type | Required | Example | Description |
|---|---|---|---|---|
| Action | String | Yes | CreateHostAvailability | The operation that you want to perform. Set the value to CreateHostAvailability. |

| Parameter | Type | Required | Example | Description |
| --- | --- | --- | --- | --- |
| AlertConfig.NotifyType | Integer | Yes | 0 | The alert notification method. Valid values:<br>0: indicates that alert notifications are sent by using emails and DingTalk chatbots. |
| AlertConfigEscalationList.N.MetricName | String | Yes | HttpStatus | The metric for which the alert feature is enabled. Valid values of N: 1 to 21. Valid values:<br>• HttpStatus: HTTP status code<br>• HttpLatency: HTTP response time<br>• TelnetStatus: Telnet status code<br>• TelnetLatency: Telnet response time<br>• PingLostRate: Ping packet loss rate |
| GroupId | Long | Yes | 123456 | The ID of the application group. |
| TaskName | String | Yes | task1 | The name of the availability monitoring task. The name must be 4 to 100 characters in length, and can contain letters, digits, and underscores (_). |
| TaskType | String | Yes | HTTP | The monitoring type of the availability monitoring task. Valid values:<br>• PING<br>• TELNET<br>• HTTP |
| TaskScope | String | No | GROUP | The monitoring range of the availability monitoring task. Valid values:<br>• GROUP: The system monitors all Elastic Compute Service (ECS) instances in the application group<br>• GROUP_SPEC_INSTANCE: The system monitors specified ECS instances in the application group The TaskScope parameter must be used in combination with the InstanceList.N parameter. The InstanceList.N parameter specifies the ECS instances to be monitored. |

| Parameter | Type | Required | Example | Description |
| --- | --- | --- | --- | --- |
| TaskOption.HttpURI | String | No | https://www.aliyun.com | The URI to be monitored. If the TaskType parameter is set to HTTP, this parameter is required. |
| TaskOption.TelnetOrPingHost | String | No | www.aliyun.com | The domain name or IP address to be monitored.<br>**Note** If the TaskType parameter is set to PING or TELNET, this parameter is required. |
| TaskOption.HttpResponseCharset | String | No | UTF-8 | The character set that is used in the HTTP response.<br>**Note** Valid value: UTF-8. |
| TaskOption.HttpPostContent | String | No | params1=paramsValue1 | The post body of the HTTP request. |
| TaskOption.HttpResponseMatchContent | String | No | ok | The response to the HTTP request. |
| TaskOption.HttpMethod | String | No | GET | The HTTP request method. Valid values:<br>• GET<br>• POST<br>• HEAD<br>**Note** If the TaskType parameter is set to HTTP, this parameter is required. |

| Parameter | Type | Required | Example | Description |
| --- | --- | --- | --- | --- |
| TaskOption.HttpNegative | Boolean | No | true | The method to trigger an alert. The alert can be triggered based on whether the specified alert rule is included in the response body. Valid values:<br>• true: If the HTTP response body includes the alert rule, an alert is triggered.<br>• false: If the HTTP response does not include the alert rule, an alert is triggered.<br>**Note** If the TaskType parameter is set to HTTP, this parameter takes effect. |
| TaskOption.HttpHeader | String | No | token:testTokenValue | The header of the HTTP request. Format: `Parameter name:Parameter value`. Separate multiple parameters with carriage return characters. Example:<br>`params1:value1`<br>`params2:value2` |
| TaskOption.Interval | Integer | No | 60 | The interval at which detection requests are sent. Unit: seconds. Valid values: 15, 30, 60, 120, 300, 900, 1800, and 3600.<br>**Note** This parameter is available only for the CloudMonitor agent V3.5.1 or later. |

| Parameter | Type | Required | Example | Description |
| --- | --- | --- | --- | --- |
| AlertConfig.StartTime | Integer | No | 0 | The start of the time range during which the alert rule is valid. Valid values: 0 to 23.<br>For example, if the `AlertConfig.StartTime` parameter is set to 0 and the `AlertConfig.EndTime` parameter is set to 22, the related alert rule is valid from 00:00:00 to 22:00:00.<br>**Note** If the threshold of a metric that is specified in an invalid alert rule is exceeded, no alert notification is sent. |
| AlertConfig.EndTime | Integer | No | 22 | The end of the time range during which the alert rule is valid. Valid values: 0 to 23.<br>For example, if the `AlertConfig.StartTime` parameter is set to 0 and the `AlertConfig.EndTime` parameter is set to 22, this setting indicates that the related alert rule is valid from 00:00:00 to 22:00:00.<br>**Note** If the threshold of a metric that is specified in an invalid alert rule is exceeded, no alert notification is sent. |
| AlertConfig.SilenceTime | Integer | No | 86400 | The mute period during which alert notifications are not sent even if the alert rule is triggered. Unit: seconds. Default value: 86400. The default value indicates one day. |
| AlertConfig.WebHook | String | No | https://www.aliyun.com/webhook.json | The callback URL. |

| Parameter | Type | Required | Example | Description |
| --- | --- | --- | --- | --- |
| AlertConfigEscalationList.N.Aggregate | String | No | Value | The method used to calculate metric values that trigger alerts. Valid values of N: 1 to 21. The following points describe the correspondence between metrics and calculation methods:<br>• HttpStatus: Value<br>• HttpLatency: Average<br>• TelnetStatus: Value<br>• TelnetLatency: Average<br>• PingLostRate: Average<br>**Note** The value Value indicates the original value and is used for metrics such as status codes. The value Average indicates the average value and is used for metrics, such as the latency and packet loss rate. |
| AlertConfigEscalationList.N.Times | Integer | No | 3 | The consecutive number of times for which the metric value is measured before an alert is triggered. Valid values of N: 1 to 21. |
| AlertConfigEscalationList.N.Operator | String | No | > | The comparison operator that is used in the alert rule. Valid values of N: 1 to 21. Valid values:<br>• `>`<br>• `>=`<br>• `<`<br>• `<=`<br>• `=` |
| AlertConfigEscalationList.N.Value | String | No | 90 | The threshold of the metric value. Valid values of N: 1 to 21. |

| Parameter | Type | Required | Example | Description |
| --- | --- | --- | --- | --- |
| InstanceList.N | RepeatList | No | i-absdfkwl321**** | The ECS instances to be monitored. Valid values of N: 1 to 21.<br>**Note** If the `TaskScope` parameter is set to `GROUP_SPEC_INSTANCE`, this parameter is required. |

For more information about common request parameters, see Common parameters.

## Response parameters

| Parameter | Type | Example | Description |
| --- | --- | --- | --- |
| RequestId | String | ACBDBB40-DFB6-4F4C-8957-51FFB233969C | The ID of the request. |
| Code | String | 200 | The HTTP status code.<br>**Note** The HTTP status code 200 indicates that the request succeeds. |
| Success | Boolean | true | Indicates whether the call succeeds. Valid values:<br>• true: The call succeeds.<br>• false: The call fails. |
| TaskId | Long | 12345 | The ID of the availability monitoring task. |
| Message | String | The specified resource is not found. | The error message. |

## Examples

Sample requests

```
http(s)://[Endpoint]/?Action=CreateHostAvailability
&AlertConfig.NotifyType=0
&AlertConfigEscalationList.1.MetricName=HttpStatus
&GroupId=123456
&TaskName=task1
&TaskType=HTTP
&<Common request parameters>
```

Sample success responses

`XML` format

```
<CreateHostAvailabilityResponse>
   <TaskId>12345</TaskId>
   <RequestId>CDA78493-F10F-485F-98AD-B4C0B40AB225</RequestId>
   <Code>200</Code>
   <Success>true</Success>
</CreateHostAvailabilityResponse>
```

`JSON` format

```
{
 "TaskId": "12345",
 "RequestId": "CDA78493-F10F-485F-98AD-B4C0B40AB225",
 "Code": 200,
 "Success": true
}
```

## Error codes

| HttpCode | Error code | Error message | Description |
| --- | --- | --- | --- |
| 404 | ResourceNotFound | The specified resource is not found. | The error message returned because the specified resource is not found. |

For a list of error codes, visit the API Error Center.

# 1.9.2. DeleteHostAvailability

Deletes one or more availability monitoring tasks.

## Debugging

OpenAPI Explorer automatically calculates the signature value. For your convenience, we recommend that you call this operation in OpenAPI Explorer. OpenAPI Explorer dynamically generates the sample code of the operation for different SDKs.

## Request parameters

| Parameter | Type | Required | Example | Description |
| --- | --- | --- | --- | --- |
| Action | String | Yes | DeleteHostAvailability | The operation that you want to perform. Set the value to DeleteHostAvailability. |
| Id.N | RepeatList | Yes | 12456 | The ID of the availability monitoring task. Valid values of N: 1 to 20. |

## Response parameters

| Parameter | Type | Example | Description |
| --- | --- | --- | --- |
| Code | String | 200 | The HTTP status code.<br>**Note** The status code 200 indicates that the call was successful. |
| Message | String | success | The returned message. |
| RequestId | String | 57C782E6-B235-4842-AD2B-DB94961761EB | The ID of the request. |
| Success | Boolean | true | Indicates whether the call was successful. The value true indicates a success. The value false indicates a failure. |

## Examples

### Sample requests

```
http(s)://[Endpoint]/? Action=DeleteHostAvailability
&Id.1=123456
&<Common request parameters>
```

### Sample success responses

`XML` format

```
<DeleteHostAvailabilityResponse>
      <RequestId>57C782E6-B235-4842-AD2B-DB94961761EB</RequestId>
      <Success>true</Success>
      <Code>200</Code>
</DeleteHostAvailabilityResponse>
```

`JSON` format

```
{
  "RequestId": "57C782E6-B235-4842-AD2B-DB94961761EB",
  "Success": true,
  "Code": 200
}
```

## Error codes

For a list of error codes, visit the API Error Center.

# 1.9.3. ModifyHostAvailability

Modifies an availability monitoring task.

This topic describes how to change the name of the `12345` availability monitoring task in the `123456` application group to `task2`.

## Debugging

OpenAPI Explorer automatically calculates the signature value. For your convenience, we recommend that you call this operation in OpenAPI Explorer. OpenAPI Explorer dynamically generates the sample code of the operation for different SDKs.

## Request parameters

| Parameter | Type | Required | Example | Description |
|---|---|---|---|---|
| Action | String | Yes | ModifyHostAvailability | The operation that you want to perform. Set the value to ModifyHostAvailability. |
| AlertConfig.NotifyType | Integer | Yes | 0 | The alert notification method. Valid values:<br>0: indicates that alert notifications are sent by using emails and DingTalk chatbots. |
| AlertConfigEscalationList.N.MetricName | String | Yes | HttpStatus | The metric for which the alerting feature is enabled. Valid values of N: 1 to 21. Valid values:<br>• HttpStatus: HTTP status code<br>• HttpLatency: HTTP response time<br>• TelnetStatus: Telnet status code<br>• TelnetLatency: Telnet response time<br>• PingLostRate: Ping packet loss rate |

| Parameter | Type | Required | Example | Description |
| --- | --- | --- | --- | --- |
| GroupId | Long | Yes | 123456 | The ID of the application group. |
| Id | Long | Yes | 12345 | The ID of the availability monitoring task. |
| TaskName | String | Yes | task2 | The name of the availability monitoring task. |
| TaskScope | String | No | GROUP | The monitoring range of the availability monitoring task. Valid values:<br>• GROUP: all Elastic Compute Service (ECS) instances in the application group<br>• GROUP_SPEC_INSTANCE: specified ECS instances in the application group The TaskScope parameter must be used in combination with the InstanceList.N parameter. The InstanceList.N parameter specifies the ECS instances to be monitored. |
| TaskOption.HttpURI | String | No | https://www.aliyun.com | The URI to be monitored. If the TaskType parameter is set to HTTP, this parameter is required. |
| TaskOption.TelnetOrPingHost | String | No | www.aliyun.com | The domain name or IP address to be monitored.<br>Note If the TaskType parameter is set to PING or TELNET, this parameter is required. For more information about how to set the TaskType parameter, see CreateHostAvailability. |
| TaskOption.HttpResponseCharset | String | No | UTF-8 | The character set that is used in the HTTP response.<br>Note Valid value: UTF-8. |
| TaskOption.HttpPostContent | String | No | params1=value1 | The post body in the HTTP request. |

| Parameter | Type | Required | Example | Description |
| --- | --- | --- | --- | --- |
| TaskOption.HttpResponseMatchContent | String | No | ok | The response to the HTTP request. |
| TaskOption.HttpMethod | String | No | GET | The HTTP request method. Valid values:<br>• GET<br>• POST<br>• HEAD<br>**Note** If the TaskType parameter is set to HTTP, this parameter is required. For more information about how to set the TaskType parameter, see CreateHostAvailability. |
| TaskOption.HttpNegative | Boolean | No | true | The method that is used to trigger an alert. The alert can be triggered based on whether the specified alert rule is included in the response body. Valid values:<br>• true: If the HTTP response body includes the alert rule, an alert is triggered.<br>• false: If the HTTP response does not include the alert rule, an alert is triggered.<br>**Note** If the TaskType parameter is set to HTTP, this parameter is required. For more information about how to set the TaskType parameter, see CreateHostAvailability. |
| TaskOption.HttpHeader | String | No | params1:value1 | The header of the HTTP request. Format: `Parameter name:Parameter value`. Separate multiple parameters with carriage return characters. Example:<br>`params1:value1`<br>`params2:value2` |

| Parameter | Type | Required | Example | Description |
| --- | --- | --- | --- | --- |
| TaskOption.Interval | Integer | No | 60 | The interval at which detection requests are sent. Unit: seconds. Valid values: 15, 30, 60, 120, 300, 900, 1800, and 3600.<br>**Note** The parameter is available only for the CloudMonitor agent V3.5.1. |
| AlertConfig.StartTime | Integer | No | 0 | The start of the time range for which the alert rule is valid. Valid values: 0 to 23.<br>Example: If the `AlertConfig.StartTime` parameter is set to 0, and the `AlertConfig.EndTime` parameter is set to 22, this indicates that the alert rule is valid from 00:00:00 to 22:00:00.<br>**Note** If the threshold of a metric that is specified in an invalid alert rule is exceeded, no alert notification is sent. |
| AlertConfig.EndTime | Integer | No | 22 | The end of the time range during which the alert rule is valid. Valid values: 0 to 23.<br>Example: If the `AlertConfig.StartTime` parameter is set to 0 and the `AlertConfig.EndTime` parameter is set to 22, the alert rule is valid from 00:00:00 to 22:00:00.<br>**Note** If the threshold of a metric that is specified in an invalid alert rule is exceeded, no alert notification is sent. |
| AlertConfig.SilenceTime | Integer | No | 86400 | The mute period during which alert notifications are not sent even if the alert rule is triggered. Unit: seconds. Default value: 86400. The default value indicates one day. |

| Parameter | Type | Required | Example | Description |
| --- | --- | --- | --- | --- |
| AlertConfig.WebHook | String | No | https://www.aliyun.com/webhook.json | The callback URL. |
| AlertConfigEscalationList.N.Aggregate | String | No | Value | The method that is used to calculate the metric values that trigger alerts. Valid values of N: 1 to 21. The value of this parameter varies based on the metric. The following points describe the correspondence between metrics and calculation methods:<br>• HttpStatus: Value<br>• HttpLatency: Average<br>• TelnetStatus: Value<br>• TelnetLatency: Average<br>• PingLostRate: Average<br>**Note** The value Value indicates the original value and is used for metrics such as status codes. The value Average indicates the average value and is used for metrics such as latency and packet loss rates. |
| AlertConfigEscalationList.N.Times | Integer | No | 3 | The number of consecutive times that the metric value is measured before an alert is triggered. Valid values of N: 1 to 21. |
| AlertConfigEscalationList.N.Operator | String | No | > | The comparison operator that is used in the alert rule. Valid values of N: 1 to 21. Valid values:<br>• `>`<br>• `>=`<br>• `<`<br>• `<=`<br>• `=` |
| AlertConfigEscalationList.N.Value | String | No | 3 | The alert threshold. Valid values of N: 1 to 21. |

| Parameter | Type | Required | Example | Description |
| --- | --- | --- | --- | --- |
| InstanceList.N | RepeatList | No | i-absdfkwl321**** | The ECS instances to be monitored. Valid values of N: 1 to 21.<br>**Note** If the `TaskScope` parameter is set to `GROUP_SPEC_INSTANCE`, this parameter is required. |

For more information about common request parameters, see Common parameters.

## Response parameters

| Parameter | Type | Example | Description |
| --- | --- | --- | --- |
| RequestId | String | 16E815A3-47E1-4290-87F9-D5C99471FF45 | The ID of the request. |
| Message | String | The specified resource is not found. | The error message. |
| Code | String | 200 | The HTTP status code.<br>**Note** The HTTP status code 200 indicates that the request succeeds. |
| Success | Boolean | true | Indicates whether the call succeeds. Valid values:<br>• true: The call succeeds.<br>• false: The call fails. |

## Examples

### Sample requests

```
http(s)://[Endpoint]/?Action=ModifyHostAvailability
&AlertConfig.NotifyType=0
&AlertConfigEscalationList.1.MetricName=HttpStatus
&GroupId=123456
&Id=12345
&TaskName=task2
&<Common request parameters>
```

### Sample success responses

`XML` format

```
<ModifyHostAvailabilityResponse>
    <RequestId>16E815A3-47E1-4290-87F9-D5C99471FF45</RequestId>
    <Success>true</Success>
    <Code>200</Code>
</ModifyHostAvailabilityResponse>
```

`JSON` format

```
{
 "RequestId": "16E815A3-47E1-4290-87F9-D5C99471FF45",
 "Code": 200,
 "Success": true
}
```

## Errors codes

| HttpCode | Error code | Error message | Description |
|---|---|---|---|
| 404 | ResourceNotFound | The specified resource is not found. | The error message returned because the specified resource is not found. |

For a list of error codes, visit the API Error Center.

# 1.9.4. EnableHostAvailability

Enables the specified availability monitoring tasks.

## Debugging

OpenAPI Explorer automatically calculates the signature value. For your convenience, we recommend that you call this operation in OpenAPI Explorer. OpenAPI Explorer dynamically generates the sample code of the operation for different SDKs.

## Request parameters

| Parameter | Type | Required | Example | Description |
|---|---|---|---|---|
| Action | String | Yes | EnableHostAvailability | The operation that you want to perform. Set the value to EnableHostAvailability. |
| Id.N | RepeatList | Yes | 123456 | The ID of the availability monitoring task. Valid values of N: 1 to 20. |

## Response parameters

| Parameter | Type | Example | Description |
| --- | --- | --- | --- |
| Code | String | 200 | The status code.<br>**Note** The HTTP status code 200 indicates a success. |
| Message | String | User not authorized to operate on the specified resource. | The error message. |
| RequestId | String | ACBDBB40-DFB6-4F4C-8957-51FFB233969C | The ID of the request. |
| Success | Boolean | true | Indicates whether the operation was successful. Valid values:<br>• true: successful.<br>• false: failed. |

## Examples

### Sample requests

```
http(s)://[Endpoint]/? Action=EnableHostAvailability
&Id.1=123456
&<Common request parameters>
```

### Sample success responses

`XML` format

```
<EnableHostAvailabilityResponse>
      <RequestId>ACBDBB40-DFB6-4F4C-8957-51FFB233969C</RequestId>
      <Success>true</Success>
      <Code>200</Code>
</EnableHostAvailabilityResponse>
```

`JSON` format

```
{
  "RequestId": "ACBDBB40-DFB6-4F4C-8957-51FFB233969C",
  "Success": true,
  "Code": 200
}
```

## Error codes

For a list of error codes, visit the API Error Center.

# 1.9.5. DescribeHostAvailabilityList

Queries availability monitoring tasks.

This topic provides an example to show how to query all the availability monitoring tasks of your Alibaba Cloud account. The sample responses indicate that the account has one availability monitoring task named `ecs_instance`.

## Debugging

OpenAPI Explorer automatically calculates the signature value. For your convenience, we recommend that you call this operation in OpenAPI Explorer. OpenAPI Explorer dynamically generates the sample code of the operation for different SDKs.

## Request parameters

| Parameter | Type | Required | Example | Description |
|---|---|---|---|---|
| Action | String | Yes | DescribeHostAvailabilityList | The operation that you want to perform. Set the value to DescribeHostAvailabilityList. |
| Id | Long | No | 123456 | The ID of the availability monitoring task. |
| Ids | String | No | 123456,345678 | The IDs of the availability monitoring tasks. Separate multiple IDs with commas (,). |
| TaskName | String | No | ecs_instance | The name of the availability monitoring task. |
| PageNumber | Integer | No | 1 | The number of the page to return.<br>Pages start from page 1. Default value: 1. |
| PageSize | Integer | No | 10 | The number of entries to return on each page.<br>Default value: 10. |
| GroupId | Long | No | 12345 | The ID of the application group. |

For more information about common request parameters, see Common parameters.

## Response parameters

| Parameter | Type | Example | Description |
| --- | --- | --- | --- |
| RequestId | String | 4A288E86-45C3-4858-9DB0-6D85B10BD92A | The ID of the request. |
| Code | String | 200 | The HTTP status code.<br>**Note** The value 200 indicates that the call was successful. |
| Success | Boolean | true | Indicates whether the call was successful. Valid values:<br>• true: The call was successful.<br>• false: The call failed. |
| TaskList | Array of NodeTaskConfig | | The details of the availability monitoring tasks. |
| NodeTaskConfig | | | |
| AlertConfig | Struct | | The configurations of the alert rule. |
| EndTime | Integer | 22 | The end of the time period during which the alert rule is effective. Valid values: 0 to 23.<br>For example, if the `AlertConfig.StartTime` parameter is set to 0 and the `AlertConfig.EndTime` parameter is set to 22, the alert rule is effective from 00:00:00 to 22:00:00.<br>**Note** Alert notifications are sent based on the specified threshold only if the alert rule is effective. |
| EscalationList | Array of escalationList | | The trigger conditions of the alert rule. |
| escalationList | | | |

| Parameter | Type | Example | Description |
| --- | --- | --- | --- |
| Aggregate | String | Value | The method used to calculate metric values that trigger alerts. Valid values:<br>• Value: the value of the HTTP status code<br>• Average: the average HTTP response time<br>• Value: the value of the Telnet status code<br>• TelnetLatency: the average Telnet response time<br>• Average: the average Ping packet loss rate |
| MetricName | String | HttpStatus | The name of the metric. Valid values:<br>• HttpStatus: HTTP status code<br>• HttpLatency: HTTP response time<br>• TelnetStatus: Telnet status code<br>• TelnetLatency: Telnet response time<br>• PingLostRate: Ping packet loss rate |
| Operator | String | = | The comparison operator that is used in the alert rule. Valid values:<br>• `>`<br>• `>=`<br>• `<`<br>• `<=`<br>• `=` |
| Times | String | 3 | The consecutive number of times for which the metric value is measured before an alert is triggered. |
| Value | String | 400 | The alert threshold. |
| NotifyType | Integer | 1 | The alert notification methods. Valid values:<br>0: Alert notifications are sent by using emails and DingTalk chatbots. |
| SilenceTime | Integer | 86400 | The mute period during which new alerts are not sent even if the trigger conditions are met. Unit: seconds. Default value: 86400. |

| Parameter | Type | Example | Description |
| --- | --- | --- | --- |
| StartTime | Integer | 0 | The beginning of the time period during which the alert rule is effective. Valid values: 0 to 23.<br>For example, if the `AlertConfig.StartTime` parameter is set to 0 and the `AlertConfig.EndTime` parameter is set to 22, the alert rule is effective from 00:00:00 to 22:00:00.<br>**Note** Alert notifications are sent based on the specified threshold only if the alert rule is effective. |
| WebHook | String | https://www.aliyun.com | The callback URL.<br>CloudMonitor pushes an alert notification to the specified callback URL by sending an HTTP POST request. Only the HTTP protocol is supported. |
| Disabled | Boolean | false | Indicates whether the availability monitoring task is disabled. Valid values:<br>• true: The availability monitoring task is disabled.<br>• false: The availability monitoring task is enabled. |
| GroupId | Long | 12345 | The ID of the application group. |
| GroupName | String | Group_ECS | The name of the application group. |
| Id | Long | 123456 | The ID of the availability monitoring task. |
| Instances | List | i-abcdefgh12**** | The ECS instances that are monitored. |
| TaskName | String | ecs_instance | The name of the availability monitoring task. |

| Parameter | Type | Example | Description |
| --- | --- | --- | --- |
| TaskOption | Struct | | The optional parameters of the availability monitoring task. |
| HttpKeyword | String | OK | The response to the HTTP request. |
| HttpMethod | String | GET | The HTTP request method. Valid values:<br>• GET<br>• POST<br>• HEAD |
| HttpNegative | Boolean | true | The method to trigger an alert. The alert can be triggered based on whether the specified alert rule is included in the response body. Valid values:<br>• true: If the HTTP response body includes the alert rule, an alert is triggered.<br>• false: If the HTTP response does not include the alert rule, an alert is triggered. |
| HttpPostContent | String | params1=paramsValue1 | The content of the HTTP POST request. |
| HttpResponseCharset | String | UTF-8 | The character set that is used in the HTTP response. |
| HttpURI | String | https://www.aliyun.com | The URI that you want to monitor. If the TaskType parameter is set to HTTP, this parameter is required. |
| Interval | Integer | 60 | The interval at which detection requests are sent. Unit: seconds. |
| TelnetOrPingHost | String | ssh.aliyun.com | The domain name or IP address that you want to monitor. |

| Parameter | Type | Example | Description |
| --- | --- | --- | --- |
| TaskScope | String | GROUP | The range of instances that are monitored by the availability monitoring task. Valid values:<br>• GROUP: All ECS instances in the application group are monitored.<br>• GROUP_SPEC_INSTANCE: Specified ECS instances in the application group are monitored. |
| TaskType | String | HTTP | The type of the availability monitoring task. Valid values:<br>• PING<br>• TELNET<br>• HTTP |
| Total | Integer | 1 | The total number of returned entries. |
| Message | String | The specified resource is not found. | The error message. |

## Examples

### Sample requests

```
http(s)://[Endpoint]/?Action=DescribeHostAvailabilityList
&<Common request parameters>
```

### Sample success responses

`XML` format

```
<DescribeHostAvailabilityListResponse>
   <RequestId>4A288E86-45C3-4858-9DB0-6D85B10BD92A</RequestId>
   <Total>1</Total>
   <TaskList>
      <NodeTaskConfig>
         <GroupName>Group_ECS</GroupName>
         <TaskOption>
            <HttpURI>https://aliyun.com</HttpURI>
            <HttpMethod>GET</HttpMethod>
         </TaskOption>
         <AlertConfig>
            <NotifyType>1</NotifyType>
            <SilenceTime>86400</SilenceTime>
            <EndTime>22</EndTime>
            <StartTime>0</StartTime>
            <EscalationList>
               <escalationList>
                  <Operator>=</Operator>
                  <MetricName>HttpStatus</MetricName>
                  <Times>3</Times>
                  <Value>400</Value>
                  <Aggregate>Value</Aggregate>
               </escalationList>
               <escalationList>
                  <Operator>=</Operator>
                  <MetricName>HttpLatency</MetricName>
                  <Times>3</Times>
                  <Value>500</Value>
                  <Aggregate>Average</Aggregate>
               </escalationList>
            </EscalationList>
         </AlertConfig>
         <TaskName>ecs_instance</TaskName>
         <TaskScope>GROUP</TaskScope>
         <TaskType>HTTP</TaskType>
         <Id>123456</Id>
         <Disabled>false</Disabled>
         <GroupId>12345</GroupId>
      </NodeTaskConfig>
   </TaskList>
   <Code>200</Code>
   <Success>true</Success>
</DescribeHostAvailabilityListResponse>
```


`JSON` format

```
{
 "RequestId": "4A288E86-45C3-4858-9DB0-6D85B10BD92A",
 "Total": 1,
 "TaskList": {
  "NodeTaskConfig": [
   {
    "GroupName": "Group_ECS",
    "TaskOption": {
     "HttpURI": "https://aliyun.com",
     "HttpMethod": "GET"
    },
    "AlertConfig": {
     "NotifyType": 1,
     "SilenceTime": 86400,
     "EndTime": 22,
     "StartTime": 0,
     "EscalationList": {
      "escalationList": [
       {
        "Operator": "=",
        "MetricName": "HttpStatus",
        "Times": 3,
        "Value": "400",
        "Aggregate": "Value"
       },
       {
        "Operator": "=",
        "MetricName": "HttpLatency",
        "Times": 3,
        "Value": "500",
        "Aggregate": "Average"
       }
      ]
     }
    },
    "TaskName": "ecs_instance",
    "TaskScope": "GROUP",
    "TaskType": "HTTP",
    "Id": 123456,
    "Disabled": false,
    "GroupId": 12345
   }
  ]
 },
 "Code": 200,
 "Success": true
}
```


## Error codes

| HTTP status code | Error code | Error message | Description |
|---|---|---|---|
| 404 | ResourceNotFound | The specified resource is not found. | The error message returned because the specified resource is not found. |

For a list of error codes, visit the API Error Center.

# 1.9.6. DescribeUnhealthyHostAvailability

Queries unhealthy instances.

## Debugging

OpenAPI Explorer automatically calculates the signature value. For your convenience, we recommend that you call this operation in OpenAPI Explorer. OpenAPI Explorer dynamically generates the sample code of the operation for different SDKs.

## Request parameters

| Parameter | Type | Required | Example | Description |
|---|---|---|---|---|
| Action | String | Yes | DescribeUnhealthyHostAvailability | The operation that you want to perform. Set the value to DescribeUnhealthyHostAvailability. |
| Id.N | RepeatList | Yes | 123456 | The ID of the availability monitoring task. Valid values of N: 1 to 20. |

## Response parameters

| Parameter | Type | Example | Description |
|---|---|---|---|
| Code | String | 200 | The HTTP status code.<br>**Note** The status code 200 indicates that the call was successful. |
| Message | String | User not authorized to operate on the specified resource. | The returned message. |
| RequestId | String | ACBDBB40-DFB6-4F4C-8957-51FFB233969C | The ID of the request. |

| Parameter | Type | Example | Description |
| --- | --- | --- | --- |
| Success | Boolean | true | Indicates whether the call was successful. Valid values:<br>• true: The call was successful.<br>• false: The call failed. |
| UnhealthyList | Array of NodeTaskInstance | N/A | The unhealthy instances that are detected by the specified availability monitoring tasks. |
| NodeTaskInstance | N/A | N/A | N/A |
| Id | Long | 123456 | The ID of the availability monitoring task. |
| InstanceList | List | i-a34b581**** | The unhealthy instances that are detected by the availability monitoring task. |

## Examples

### Sample requests

```
http(s)://[Endpoint]/?Action=DescribeUnhealthyHostAvailability
&Id.1=123456
&<Common request parameters>
```

### Sample success responses

`XML` format

```
<DescribeUnhealthyHostAvailabilityResponse>
          <RequestId>8C2F25CB-F9E7-4693-95C7-A095417B2948</RequestId>
          <Code>200</Code>
          <Success>true</Success>
          <UnhealthyList>
                <NodeTaskInstance>
                      <Id>123456</Id>
                      <InstanceList>
                            <String>i-a34b581****</String>
                      </InstanceList>
                </NodeTaskInstance>
          </UnhealthyList>
</DescribeUnhealthyHostAvailabilityResponse>
```

`JSON` format

```
{
    "RequestId": "8C2F25CB-F9E7-4693-95C7-A095417B2948",
    "Code": 200,
    "Success": true,
    "UnhealthyList": {
        "NodeTaskInstance": [
            {
                "Id": 123456,
                "InstanceList": {
                    "String": ["i-a34b581****"]
                }
            }
        ]
    }
}
```

## Error codes

For a list of error codes, visit the API Error Center.

# 1.9.7. DisableHostAvailability

Disables the specified availability monitoring tasks.

## Debugging

OpenAPI Explorer automatically calculates the signature value. For your convenience, we recommend that you call this operation in OpenAPI Explorer. OpenAPI Explorer dynamically generates the sample code of the operation for different SDKs.

## Request parameters

| Parameter | Type | Required | Example | Description |
|---|---|---|---|---|
| Action | String | Yes | DisableHostAvailability | The operation that you want to perform. Set the value to DisableHostAvailability. |
| Id.N | RepeatList | Yes | 12345 | The ID of the availability monitoring task. Valid values of N: 1 to 20. |

## Response parameters

| Parameter | Type | Example | Description |
|---|---|---|---|

| Parameter | Type | Example | Description |
| --- | --- | --- | --- |
| Code | String | 200 | The status code.<br>**Note** The status code 200 indicates a success. |
| Message | String | User not authorized to operate on the specified resource. | The error message. |
| RequestId | String | ACBDBB40-DFB6-4F4C-8957-51FFB233969C | The ID of the request. |
| Success | Boolean | true | Indicates whether the operation was successful. Valid values:<br>• true: successful.<br>• false: failed. |

## Examples

### Sample requests

```
http(s)://[Endpoint]/? Action=DisableHostAvailability
&Id.1=12345
&<Common request parameters>
```

### Sample success responses

`XML` format

```
<DisableHostAvailabilityResponse>
      <RequestId>ACBDBB40-DFB6-4F4C-8957-51FFB233969C</RequestId>
      <Success>true</Success>
      <Code>200</Code>
</DisableHostAvailabilityResponse>
```

`JSON` format

```
{
  "RequestId": "ACBDBB40-DFB6-4F4C-8957-51FFB233969C",
  "Success": true,
  "Code": 200
}
```

## Error codes

For a list of error codes, visit the API Error Center.

# 1.10. Event monitoring

## 1.10.1. System events

### 1.10.1.1. SendDryRunSystemEvent

Debugs a system event of an Alibaba Cloud resource.

This operation is used to test whether a system event can be triggered as expected. You can call this operation to simulate a system event and check whether an expected response is returned after an alert is triggered by the system event.

#### Debugging

OpenAPI Explorer automatically calculates the signature value. For your convenience, we recommend that you call this operation in OpenAPI Explorer. OpenAPI Explorer dynamically generates the sample code of the operation for different SDKs.

#### Request parameters

| Parameter | Type | Required | Example | Description |
|---|---|---|---|---|
| Action | String | Yes | SendDryRunSystemEvent | The operation that you want to perform. Set the value to SendDryRunSystemEvent. |
| EventName | String | Yes | Agent_Status_Stopped | The name of the system event.<br>**Note** For more information, see DescribeSystemEventMetaList. |
| Product | String | Yes | ecs | The name of the cloud service.<br>**Note** For information about the system events supported by Cloud Monitor for Alibaba Cloud services, see System events. |
| GroupId | String | No | 123456 | The ID of the application group. |

| Parameter | Type | Required | Example | Description |
| --- | --- | --- | --- | --- |
| EventContent | String | No | {"product":"CloudMonitor","resourceId":"acs:ecs:cn-hongkong:173651113438****:instance/{instanceId}","level":"CRITICAL","instanceName":"instanceName","regionId":"cn-hangzhou","name":"Agent_Status_Stopped","content":{"ipGroup":"0.0.0.0,0.0.0.1","tianjimonVersion":"1.2.11"},"status":"stopped"} | The content of the system event.<br>**Note** The value of this parameter is a JSON object. We recommend that you include the `product`, `resourceId`, and `regionId` fields in the JSON object. |

## Response parameters

| Parameter | Type | Example | Description |
| --- | --- | --- | --- |
| RequestId | String | 486029C9-53E1-44B4-85A8-16A571A043FD | The ID of the request. |
| Success | String | true | Indicates whether the call was successful. Valid values:<br>• true: The call was successful.<br>• false: The call failed. |
| Code | String | 200 | The HTTP status code.<br>**Note** The status code 200 indicates that the call was successful. |
| Message | String | success | The returned message. |

## Examples

Sample requests

```
http(s)://[Endpoint]/? Action=SendDryRunSystemEvent
&EventName=Agent_Status_Stopped
&Product=ecs
&<Common request parameters>
```

Sample success responses

`XML` format

```
<SendDryRunSystemEventResponse>
   <Message>success</Message>
   <RequestId>590FB642-5FFE-4AE0-883B-E1323DD20541</RequestId>
   <Code>200</Code>
   <Success>true</Success>
</SendDryRunSystemEventResponse>
```

`JSON` format

```
{
  "Message": "success",
  "RequestId": "590FB642-5FFE-4AE0-883B-E1323DD20541",
  "Code": "200",
  "Success": true
}
```

## Error codes

For a list of error codes, visit the API Error Center.

# 1.10.1.2. DescribeSystemEventMetaList

Queries the meta information of system events.

## Debugging

OpenAPI Explorer automatically calculates the signature value. For your convenience, we recommend that you call this operation in OpenAPI Explorer. OpenAPI Explorer dynamically generates the sample code of the operation for different SDKs.

## Request parameters

| Parameter | Type | Required | Example | Description |
|---|---|---|---|---|
| Action | String | Yes | DescribeSystemEventMetaList | The operation that you want to perform. Set the value to DescribeSystemEventMetaList. |

## Response parameters

| Parameter | Type | Example | Description |
| --- | --- | --- | --- |
| Code | Integer | 200 | The HTTP status code.<br>**Note** The status code 200 indicates that the call was successful. |
| Data | Array of Resource | N/A | The detailed meta information. |
| Resource | N/A | N/A | N/A |
| EventType | String | Exception | The type of the system event. Valid values:<br>• StatusNotification<br>• Exception<br>• Maintenance |
| Level | String | INFO | The level of the alert. Valid values:<br>• CRITICAL<br>• WARN<br>• INFO |
| Name | String | SelectFailureRate | The name of the system event. |
| NameDesc | String | High query failure rate. | The description of the system event, in Chinese. |
| NameDesc.En | String | High query failure rate. | The description of the system event. |
| Product | String | ADS | The abbreviation of the service name. |
| Status | String | failed | The status of the system event. |
| StatusDesc | String | Operation Failed | The description of the event status. |
| Message | String | success | The returned message. |
| RequestId | String | A6582C8B-E67C-4A19-BC15-EAEFEBDC7995 | The ID of the request. |

| Parameter | Type | Example | Description |
| --- | --- | --- | --- |
| Success | Boolean | true | Indicates whether the call was successful. Valid values:<br>• true: The call was successful.<br>• false: The call failed. |

## Examples

### Sample requests

```
http(s)://[Endpoint]/?Action=DescribeSystemEventMetaList
&<Common request parameters>
```

### Sample success responses

`XML` format

```
<DescribeSystemEventMetaListResponse>
          <RequestId>46350DCE-3399-473B-875F-1340DC97186C</RequestId>
          <Message>success</Message>
          <Data>
                <Resource>
                      <Status>Failed</Status>
                      <StatusDesc>OperationFailed</StatusDesc>
                      <NameDesc>The insertion failure rate is 10%.</NameDesc>
                      <NameDesc.En>InsertFailureRate</NameDesc.En>
                      <EventType>Exception</EventType>
                      <Product>ADS</Product>
                      <Level>CRITICAL</Level>
                      <Name>InsertFailureRate</Name>
                </Resource>
                <Resource>
                      <Status>Failed</Status>
                      <StatusDesc>OptionFailed</StatusDesc>
                      <NameDesc>The query failure rate is 10%.</NameDesc>
                      <NameDesc.En>SelectFailureRate</NameDesc.En>
                      <EventType>Exception</EventType>
                      <Product>ADS</Product>
                      <Level>CRITICAL</Level>
                      <Name>SelectFailureRate</Name>
                </Resource>
                <Resource>
                      <Status>Failed</Status>
                      <StatusDesc>Operation Failed</StatusDesc>
                      <NameDesc>The storage space usage is 80%.</NameDesc>
                      <NameDesc.En>StorageUsage</NameDesc.En>
                      <EventType>Maintenance</EventType>
                      <Product>ADS</Product>
                      <Level>CRITICAL</Level>
                      <Name>StorageUsage</Name>
                </Resource>
```

```
                <Resource>
                      <Status>EightyPercentQuotaExceeded</Status>
                      <StatusDesc>The resource usage exceeds 80% of the quota.</StatusDesc>
                      <NameDesc>The resource usage exceeds 80% of the quota.</NameDesc>
                      <NameDesc.En>EightyPercentQuotaExceeded:Route</NameDesc.En>
                      <EventType>80%QuotaExceeded</EventType>
                      <Product>CEN</Product>
                      <Level>WARN</Level>
                      <Name>EightyPercentQuotaExceeded:Route</Name>
                </Resource>
                <Resource>
                      <Status>NinetyEightPercentQuotaExceeded</Status>
                      <StatusDesc>The resource usage exceeds 98% of the quota.</StatusDesc>
                      <NameDesc>The resource usage exceeds 98% of the quota.</NameDesc>
                      <NameDesc.En>NinetyEightPercentQuotaExceeded:Route</NameDesc.En>
                      <EventType>98%QuotaExceeded</EventType>
                      <Product>CEN</Product>
                      <Level>WARN</Level>
                      <Name>NinetyEightPercentQuotaExceeded:Route</Name>
                </Resource>
          </Data>
          <Code>200</Code>
          <Success>true</Success>
</DescribeSystemEventMetaListResponse>
```

`JSON` format

```
{
    "RequestId": "46350DCE-3399-473B-875F-1340DC97186C",
    "Message": "success",
    "Data": {
        "Resource": [
         {
                "Status": "Failed",
                "StatusDesc": "OperationFailed",
                "NameDesc": "The insertion failure rate is 10%.",
                "NameDesc.En": "InsertFailureRate",
                "EventType": "Exception",
                "Product": "ADS",
                "Level": "CRITICAL",
                "Name": "InsertFailureRate"
            },
            {
                "Status": "Failed",
                "StatusDesc": "OptionFailed",
                "NameDesc": "The query failure rate is 10%.",
                "NameDesc.En": "SelectFailureRate",
                "EventType": "Exception",
                "Product": "ADS",
                "Level": "CRITICAL",
                "Name": "SelectFailureRate"
            },
            {
                "Status": "Failed",
```

```
                "StatusDesc": "Operation Failed",
                "NameDesc": "The storage space usage is 80%.",
                "NameDesc.En": "StorageUsage",
                "EventType": "Maintenance",
                "Product": "ADS",
                "Level": "CRITICAL",
                "Name": "StorageUsage"
            },
            {
                "Status": "EightyPercentQuotaExceeded",
                "StatusDesc": "The resource usage exceeds 80% of the quota.",
                "NameDesc": "The resource usage exceeds 80% of the quota.",
                "NameDesc.En": "EightyPercentQuotaExceeded:Route",
                "EventType": "80%QuotaExceeded",
                "Product": "CEN",
                "Level": "WARN",
                "Name": "EightyPercentQuotaExceeded:Route"
            },
            {
                "Status": "NinetyEightPercentQuotaExceeded",
                "StatusDesc": "The resource usage exceeds 98% of the quota.",
                "NameDesc": "The resource usage exceeds 98% of the quota.",
                "NameDesc.En": "NinetyEightPercentQuotaExceeded:Route",
                "EventType": "98%QuotaExceeded",
                "Product": "CEN",
                "Level": "WARN",
                "Name": "NinetyEightPercentQuotaExceeded:Route"
            }
        ]
    },
    "Code": "200",
    "Success": true
}
```

## Error codes

For a list of error codes, visit the API Error Center.

# 1.10.1.3. DescribeSystemEventCount

Queries the number of times that a system event occurred for each cloud service.

This topic provides an example on how to query the number of times that a system event occurred for Elastic Compute Service ( `ECS` ). The returned result indicates that the number of times that the specified system event occurred is 3.

## Debugging

OpenAPI Explorer automatically calculates the signature value. For your convenience, we recommend that you call this operation in OpenAPI Explorer. OpenAPI Explorer dynamically generates the sample code of the operation for different SDKs.

## Request parameters

| Parameter | Type | Required | Example | Description |
| --- | --- | --- | --- | --- |
| Action | String | Yes | DescribeSystemEventCount | The operation that you want to perform. Set the value to DescribeSystemEventCount. |
| Product | String | No | ECS | The name of the cloud service in which the system event occurred.<br>You can call the DescribeSystemEventMetaList operation to obtain the value of the response parameter `Product`. The value of the Product parameter indicates the names of all cloud services in which the system events of your Alibaba Cloud account occurred. For more information, see DescribeSystemEventMetaList. |
| EventType | String | No | StatusNotification | The type of the system event.<br>You can call the DescribeSystemEventMetaList operation to obtain the value of the response parameter `EventType`. The value of the EventType parameter indicates the types of system events that occurred for all cloud services in your Alibaba Cloud account. For more information, see DescribeSystemEventMetaList. |
| Name | String | No | Instance:StateChange | The name of the system event.<br>You can call the DescribeSystemEventMetaList operation to obtain the value of the response parameter `Name`. The value of the Name parameter indicates the names of system events that occurred for all cloud services in your Alibaba Cloud account. For more information, see DescribeSystemEventMetaList. |

| Parameter | Type | Required | Example | Description |
| --- | --- | --- | --- | --- |
| Level | String | No | Info | The level of the system event. Valid values:<br>• Critical<br>• Warn<br>• Info<br>You can call the DescribeSystemEventMetaList operation to obtain the value of the response parameter `Level`. The value of the Level parameter indicates the levels of system events that occurred for all cloud services in your Alibaba Cloud account. For more information, see DescribeSystemEventMetaList. |
| Status | String | No | Normal | The status of the system event.<br>You can call the DescribeSystemEventMetaList operation to obtain the value of the response parameter `Status`. The value of the Status parameter indicates the status of system events that occurred for all cloud services in your Alibaba Cloud account. For more information, see DescribeSystemEventMetaList. |
| GroupId | String | No | 17285**** | The ID of the application group. |
| SearchKeywords | String | No | ECS | The keywords that are used to search for the system event. You can use a logical operator to connect keywords. Valid values:<br>• If you want to search for the system event whose content contains a and b, set the value to `a and b`.<br>• If you want to search for the system event whose content contains a or b, set the value to `a or b`. |
| StartTime | String | No | 1635993541000 | The timestamp that specifies the start of the time range to query. Unit: milliseconds. |

| Parameter | Type | Required | Example | Description |
| --- | --- | --- | --- | --- |
| EndTime | String | No | 1635993921000 | The timestamp that specifies the end of the time range to query. Unit: milliseconds. |

For more information about common request parameters, see Common parameters.

## Response parameters

| Parameter | Type | Example | Description |
| --- | --- | --- | --- |
| RequestId | String | C7A7B776-0ACE-5A93-9B07-DE8008D9CCDF | The ID of the request. |
| Code | String | 200 | The HTTP status code.<br>**Note** The status code 200 indicates that the call was successful. |
| Success | String | true | Indicates whether the call was successful. Valid values:<br>• true: The call was successful.<br>• false: The call failed. |
| SystemEventCounts | Array of SystemEventCount | | The details of the system event. |
| SystemEventCount | | | |
| Content | String | Notification of instance state change | The description of the system event. |
| GroupId | String | 17285**** | The ID of the application group. |
| InstanceName | String | ECS-test | The name of the instance. |
| Level | String | Info | The level of the system event. Valid values:<br>• Critical<br>• Warn<br>• Info |

| Parameter | Type | Example | Description |
| --- | --- | --- | --- |
| Name | String | Instance:StateChange | The name of the system event. |
| Num | Long | 3 | The number of times that the system event occurred. |
| Product | String | ECS | The name of the cloud service in which the system event occurred. |
| RegionId | String | cn-hangzhou | The ID of the region. |
| ResourceId | String | i-rj99xc6cptkk64ml**** | The ID of the resource. |
| Status | String | Normal | The status of the system event. |
| Time | Long | 1635993751000 | The timestamp when the system event occurred. Unit: milliseconds. |
| Message | String | success | The returned message.<br>If the call was successful, the value success is returned. If the call failed, an error message is returned. |

## Examples

### Sample requests

```
http(s)://[Endpoint]/?Action=DescribeSystemEventCount
&Product=ECS
&<Common request parameters>
```

### Sample success responses

`XML` format

```
<DescribeSystemEventCountResponse>
   <Message>success</Message>
   <RequestId>C7A7B776-0ACE-5A93-9B07-DE8008D9CCDF</RequestId>
   <SystemEventCounts>
      <SystemEventCount>
         <Num>3</Num>
         <Product>ECS</Product>
         <Time>1635993751000</Time>
         <Name>Instance:StateChange</Name>
      </SystemEventCount>
   </SystemEventCounts>
   <Code>200</Code>
   <Success>true</Success>
</DescribeSystemEventCountResponse>
```

`JSON` format

```
{
    "Message": "success",
    "RequestId": "C7A7B776-0ACE-5A93-9B07-DE8008D9CCDF",
    "SystemEventCounts": {
        "SystemEventCount": [
            {
                "Num": "3",
                "Product": "ECS",
                "Time": 1635993751000,
                "Name": "Instance:StateChange"
            }
        ]
    },
    "Code": "200",
    "Success": true
}
```

## Error codes

| HttpCode | Error code | Error message | Description |
|---|---|---|---|
| 404 | ResourceNotFound | The specified resource is not found. | The error message returned because the specified resource is not found. |

For a list of error codes, visit the API Error Center.

# 1.10.1.4. DescribeSystemEventAttribute

Queries the details of a system event occurred in a specified time period.

## Debugging

OpenAPI Explorer automatically calculates the signature value. For your convenience, we recommend that you call this operation in OpenAPI Explorer. OpenAPI Explorer dynamically generates the sample code of the operation for different SDKs.

## Request parameters

| Parameter | Type | Required | Example | Description |
|---|---|---|---|---|
| Action | String | Yes | DescribeSystemEventAttribute | The operation that you want to perform. Set the value to DescribeSystemEventAttribute. |
| Product | String | No | oss | The abbreviation of the service name.<br>**Note** You can call the DescribeSystemEventMetaList operation to view the abbreviations of service names. |
| EventType | String | No | Exception | The type of the system event.<br>**Note** You can call the DescribeSystemEventMetaList operation to view the types of system events. |
| Name | String | No | BucketIngressBandwidth | The name of the system event.<br>**Note** You can call the DescribeSystemEventMetaList operation to view the names of system events. |
| Level | String | No | CRITICAL | The level of the system event. Valid values:<br>• CRITICAL<br>• WARN<br>• INFO |

| Parameter | Type | Required | Example | Description |
| --- | --- | --- | --- | --- |
| Status | String | No | normal | The status of the system event.<br>**Note** You can call the DescribeSystemEventMetaList operation to view the statuses of system events. |
| GroupId | String | No | 12346 | The ID of the application group. |
| SearchKeywords | String | No | cms | The keywords contained in the content of the system event to query. You can use a logical operator between keywords. Valid values:<br>• If you need to query the system event whose content contains a and b, set the value to `a and b`.<br>• If you need to query the system event whose content contains a or b, set the value to `a or b`. |
| StartTime | String | No | 1552199984949 | The beginning of the time range to query.<br>This value is a UNIX timestamp representing the number of milliseconds that have elapsed since the epoch time January 1, 1970, 00:00:00 UTC. |
| EndTime | String | No | 1552221584949 | The end of the time range to query.<br>This value is a UNIX timestamp representing the number of milliseconds that have elapsed since the epoch time January 1, 1970, 00:00:00 UTC. |
| PageNumber | Integer | No | 1 | The number of the page to return. Default value: 1 |
| PageSize | Integer | No | 10 | The number of entries to return on each page. |

## Response parameters

| Parameter | Type | Example | Description |
| --- | --- | --- | --- |
| RequestId | String | 60912C8D-B340-4253-ADE7-61ACDFD25CFC | The ID of the request. |
| Code | String | 200 | The HTTP status code.<br>**Note** The status code 200 indicates that the call was successful. |
| Success | String | true | Indicates whether the call was successful. The value true indicates a success. The value false indicates a failure. |
| SystemEvents | Array | N/A | The details of the system event. |
| SystemEvent | N/A | N/A | N/A |
| Content | String | [{"product":"CloudMonitor","content":"{\"ipGroup\":\"112.126.XX.XX,10.163.XX.XX\",\"tianjimonVersion\":\"1.2.22\"}","groupId":"176,177,178,179,180,692,120812,1663836,96,2028302","time":"1552209568000","resourceId":"acs:ecs:cn-beijing:173651113438****:instance/i-25k35****","level":"CRITICAL","status":"stopped","instanceName":"cmssiteprobe bj-6","name":"Agent_Status_Stopped","regionId":"cn-beijing"}] | The content of the system event. |
| GroupId | String | 12345 | The ID of the application group. |
| InstanceName | String | instanceId1 | The name of the instance on which the system event occurred. |

| Parameter | Type | Example | Description |
| --- | --- | --- | --- |
| Level | String | WARN | The level of the system event. Valid values:<br>• CRITICAL<br>• WARN<br>• INFO |
| Name | String | Agent_Status_Stopped | The name of the system event. |
| Product | String | CloudMonitor | The abbreviation of the service name. |
| RegionId | String | cn-hangzhou | The ID of the region where the instance resides. |
| ResourceId | String | xxxxx-1 | The ID of the resource related to the system event. |
| Status | String | normal | The status of the system event. |
| Time | Long | 1552199984000 | The time when the system event occurred.<br>This value is a UNIX timestamp representing the number of milliseconds that have elapsed since the epoch time January 1, 1970, 00:00:00 UTC. |
| Message | String | success | The returned message. If the call was successful, `success` is returned. If the call failed, an error message is returned. |

## Examples

### Sample requests

```
http(s)://[Endpoint]/? Action=DescribeSystemEventAttribute
&<Common request parameters>
```

### Sample success responses

`XML` format

```
<DescribeSystemEventAttribute>
          <SystemEvents>
                <SystemEvent>
                      <Status>normal</Status>
                      <InstanceName>instanceId1</InstanceName>
                      <ResourceId>xxxxx-1</ResourceId>
                      <Content>[{\"product\":\"CloudMonitor\",\"content\":\"{\\\"ipGroup\\\
":\\\"112.126.XX.XX,10.163.XX.XX\\\",\\\"tianjimonVersion\\\":\\\"1.2.22\\\"}\",\"groupId\"
:\"176,177,178,179,180,692,120812,1663836,96,2028302\",\"time\":\"1552209568000\",\"resourc
eId\":\"acs:ecs:cn-beijing:173651113438****:instance/i-25k35****\",\"level\":\"CRITICAL\",\
"status\":\"stopped\",\"instanceName\":\"cmssiteprobebj-6\",\"name\":\"Agent_Status_Stopped
\",\"regionId\":\"cn-beijing\"}]</Content>
                      <Product>CloudMonitor</Product>
                      <Level>WARN</Level>
                      <Time>1552199984000</Time>
                      <RegionId>cn-hangzhou</RegionId>
                      <Name>Agent_Status_Stopped</Name>
                      <GroupId>12345</GroupId>
                </SystemEvent>
          </SystemEvents>
          <Message>success</Message>
          <RequestId>60912C8D-B340-4253-ADE7-61ACDFD25CFC</RequestId>
          <Code>200</Code>
          <Success>true</Success>
</DescribeSystemEventAttribute>
```


`JSON` format

```
{
    "SystemEvents":{
        "SystemEvent":[
            {
                "Status":"normal",
                "InstanceName":"instanceId1",
                "ResourceId":"xxxxx-1",
                "Content":"[{\"product\":\"CloudMonitor\",\"content\":\"{\\\"ipGroup\\\":\\
\"112.126.XX.XX,10.163.XX.XX\\\",\\\"tianjimonVersion\\\":\\\"1.2.22\\\"}\",\"groupId\":\"1
76,177,178,179,180,692,120812,1663836,96,2028302\",\"time\":\"1552209568000\",\"resourceId\
":\"acs:ecs:cn-beijing:173651113438****:instance/i-25k35****\",\"level\":\"CRITICAL\",\"sta
tus\":\"stopped\",\"instanceName\":\"cmssiteprobebj-6\",\"name\":\"Agent_Status_Stopped\",\
"regionId\":\"cn-beijing\"}]",
                "Product":"CloudMonitor",
                "Level":"WARN",
                "Time":"1552199984000",
                "RegionId":"cn-hangzhou",
                "Name":"Agent_Status_Stopped",
                "GroupId":"12345"
            }]
    },
    "Message":"success",
    "RequestId":"60912C8D-B340-4253-ADE7-61ACDFD25CFC",
    "Code":"200",
    "Success":"true"
}
```


## Error codes

For a list of error codes, visit the API Error Center.

# 1.10.1.5. DescribeSystemEventHistogram

Queries the number of times that a system event occurred during each interval of a time period.

## Debugging

OpenAPI Explorer automatically calculates the signature value. For your convenience, we recommend that you call this operation in OpenAPI Explorer. OpenAPI Explorer dynamically generates the sample code of the operation for different SDKs.

## Request parameters

| Parameter | Type | Required | Example | Description |
|---|---|---|---|---|
| Action | String | Yes | DescribeSystemEventHistogram | The operation that you want to perform. Set the value to DescribeSystemEventHistogram. |

| Parameter | Type | Required | Example | Description |
| --- | --- | --- | --- | --- |
| Product | String | No | OSS | The abbreviation of the service name.<br>**Note** You can call the DescribeSystemEventMetaList operation to view the abbreviations of service names. |
| EventType | String | No | Exception | The type of the system event.<br>**Note** You can call the DescribeSystemEventMetaList operation to view the types of system events. |
| Name | String | No | BucketIngressBandwidth | The name of the system event.<br>**Note** You can call the DescribeSystemEventMetaList operation to view the names of system events. |
| Level | String | No | CRITICAL | The level of the system event. Valid values:<br>• CRITICAL<br>• WARN<br>• INFO |
| Status | String | No | normal | The status of the system event.<br>**Note** You can call the DescribeSystemEventMetaList operation to view the statuses of system events. |
| GroupId | String | No | 12345 | The ID of the application group. |

| Parameter | Type | Required | Example | Description |
| --- | --- | --- | --- | --- |
| SearchKeywords | String | No | cms | The keywords contained in the content of the system event to query. You can use a logical operator between keywords. Examples:<br>• If you need to query the system event whose content contains a and b, set the value to `a and b`.<br>• If you need to query the system event whose content contains a or b, set the value to `a or b`. |
| StartTime | String | No | 1552209685596 | The beginning of the time range to query.<br>This value is a UNIX timestamp representing the number of milliseconds that have elapsed since the epoch time January 1, 1970, 00:00:00 UTC. |
| EndTime | String | No | 1552220485596 | The end of the time range to query.<br>This value is a UNIX timestamp representing the number of milliseconds that have elapsed since the epoch time January 1, 1970, 00:00:00 UTC. |

## Response parameters

| Parameter | Type | Example | Description |
| --- | --- | --- | --- |
| RequestId | String | 486029C9-53E1-44B4-85A8-16A571A043FD | The ID of the request. |
| Code | String | 200 | The HTTP status code.<br>**Note** The status code 200 indicates that the call was successful. |
| Success | String | true | Indicates whether the call was successful. The value true indicates a success. The value false indicates a failure. |

| Parameter | Type | Example | Description |
| --- | --- | --- | --- |
| SystemEventHistograms | Array | N/A | The information about the number of times that the system event occurred during each interval of a time period. |
| SystemEventHistogram | N/A | N/A | N/A |
| Count | Long | 2 | The number of times that the system event occurred. |
| EndTime | Long | 1552225753000 | The end of an interval.<br>This value is a UNIX timestamp representing the number of milliseconds that have elapsed since the epoch time January 1, 1970, 00:00:00 UTC. |
| StartTime | Long | 1552225770000 | The beginning of an interval.<br>This value is a UNIX timestamp representing the number of milliseconds that have elapsed since the epoch time January 1, 1970, 00:00:00 UTC. |
| Message | String | The Request is not authorization. | The returned message. |

## Examples

### Sample requests

```
http(s)://[Endpoint]/? Action=DescribeSystemEventHistogram
&<Common request parameters>
```

### Sample success responses

`XML` format

```
<DescribeSystemEventHistogram>
          <RequestId>E38CA81A-A012-4C59-B694-42AAFBE27ED2</RequestId>
          <SystemEventHistograms>
                <SystemEventHistogram>
                      <EndTime>1593671700000</EndTime>
                      <StartTime>1593671684000</StartTime>
                      <Count>0</Count>
                </SystemEventHistogram>
```

```
            <SystemEventHistogram>
                <EndTime>1593671730000</EndTime>
                <StartTime>1593671700000</StartTime>
                <Count>0</Count>
            </SystemEventHistogram>
            <SystemEventHistogram>
                <EndTime>1593671760000</EndTime>
                <StartTime>1593671730000</StartTime>
                <Count>0</Count>
            </SystemEventHistogram>
            <SystemEventHistogram>
                <EndTime>1593671790000</EndTime>
                <StartTime>1593671760000</StartTime>
                <Count>0</Count>
            </SystemEventHistogram>
            <SystemEventHistogram>
                <EndTime>1593671820000</EndTime>
                <StartTime>1593671790000</StartTime>
                <Count>0</Count>
            </SystemEventHistogram>
            <SystemEventHistogram>
                <EndTime>1593671850000</EndTime>
                <StartTime>1593671820000</StartTime>
                <Count>0</Count>
            </SystemEventHistogram>
            <SystemEventHistogram>
                <EndTime>1593671880000</EndTime>
                <StartTime>1593671850000</StartTime>
                <Count>0</Count>
            </SystemEventHistogram>
            <SystemEventHistogram>
                <EndTime>1593671910000</EndTime>
                <StartTime>1593671880000</StartTime>
                <Count>0</Count>
            </SystemEventHistogram>
            <SystemEventHistogram>
                <EndTime>1593671940000</EndTime>
                <StartTime>1593671910000</StartTime>
                <Count>0</Count>
            </SystemEventHistogram>
            <SystemEventHistogram>
                <EndTime>1593671970000</EndTime>
                <StartTime>1593671940000</StartTime>
                <Count>0</Count>
            </SystemEventHistogram>
            <SystemEventHistogram>
                <EndTime>1593672000000</EndTime>
                <StartTime>1593671970000</StartTime>
                <Count>0</Count>
            </SystemEventHistogram>
            <SystemEventHistogram>
                <EndTime>1593672030000</EndTime>
                <StartTime>1593672000000</StartTime>
                <Count>0</Count>
```

```
            </SystemEventHistogram>
            <SystemEventHistogram>
                <EndTime>1593672060000</EndTime>
                <StartTime>1593672030000</StartTime>
                <Count>0</Count>
            </SystemEventHistogram>
            <SystemEventHistogram>
                <EndTime>1593672090000</EndTime>
                <StartTime>1593672060000</StartTime>
                <Count>0</Count>
            </SystemEventHistogram>
            <SystemEventHistogram>
                <EndTime>1593672120000</EndTime>
                <StartTime>1593672090000</StartTime>
                <Count>0</Count>
            </SystemEventHistogram>
            <SystemEventHistogram>
                <EndTime>1593672150000</EndTime>
                <StartTime>1593672120000</StartTime>
                <Count>0</Count>
            </SystemEventHistogram>
            <SystemEventHistogram>
                <EndTime>1593672180000</EndTime>
                <StartTime>1593672150000</StartTime>
                <Count>0</Count>
            </SystemEventHistogram>
            <SystemEventHistogram>
                <EndTime>1593672210000</EndTime>
                <StartTime>1593672180000</StartTime>
                <Count>0</Count>
            </SystemEventHistogram>
            <SystemEventHistogram>
                <EndTime>1593672240000</EndTime>
                <StartTime>1593672210000</StartTime>
                <Count>0</Count>
            </SystemEventHistogram>
            <SystemEventHistogram>
                <EndTime>1593672270000</EndTime>
                <StartTime>1593672240000</StartTime>
                <Count>0</Count>
            </SystemEventHistogram>
            <SystemEventHistogram>
                <EndTime>1593672300000</EndTime>
                <StartTime>1593672270000</StartTime>
                <Count>0</Count>
            </SystemEventHistogram>
            <SystemEventHistogram>
                <EndTime>1593672330000</EndTime>
                <StartTime>1593672300000</StartTime>
                <Count>0</Count>
            </SystemEventHistogram>
            <SystemEventHistogram>
                <EndTime>1593672360000</EndTime>
                <StartTime>1593672330000</StartTime>
                <Count>0</Count>
```

```
                <Count>0</Count>
            </SystemEventHistogram>
            <SystemEventHistogram>
                <EndTime>1593672390000</EndTime>
                <StartTime>1593672360000</StartTime>
                <Count>0</Count>
            </SystemEventHistogram>
            <SystemEventHistogram>
                <EndTime>1593672420000</EndTime>
                <StartTime>1593672390000</StartTime>
                <Count>0</Count>
            </SystemEventHistogram>
            <SystemEventHistogram>
                <EndTime>1593672450000</EndTime>
                <StartTime>1593672420000</StartTime>
                <Count>0</Count>
            </SystemEventHistogram>
            <SystemEventHistogram>
                <EndTime>1593672480000</EndTime>
                <StartTime>1593672450000</StartTime>
                <Count>0</Count>
            </SystemEventHistogram>
            <SystemEventHistogram>
                <EndTime>1593672510000</EndTime>
                <StartTime>1593672480000</StartTime>
                <Count>0</Count>
            </SystemEventHistogram>
            <SystemEventHistogram>
                <EndTime>1593672540000</EndTime>
                <StartTime>1593672510000</StartTime>
                <Count>0</Count>
            </SystemEventHistogram>
            <SystemEventHistogram>
                <EndTime>1593672570000</EndTime>
                <StartTime>1593672540000</StartTime>
                <Count>0</Count>
            </SystemEventHistogram>
            <SystemEventHistogram>
                <EndTime>1593672584000</EndTime>
                <StartTime>1593672570000</StartTime>
                <Count>0</Count>
            </SystemEventHistogram>
        </SystemEventHistograms>
        <Code>200</Code>
        <Success>true</Success>
</DescribeSystemEventHistogram>
```

`JSON` format

```
{
    "RequestId": "E38CA81A-A012-4C59-B694-42AAFBE27ED2",
    "SystemEventHistograms": {
        "SystemEventHistogram": [
            {
```

```
                "EndTime": 1593671700000,
                "StartTime": 1593671684000,
                "Count": 0
            },
            {
                "EndTime": 1593671730000,
                "StartTime": 1593671700000,
                "Count": 0
            },
            {
                "EndTime": 1593671760000,
                "StartTime": 1593671730000,
                "Count": 0
            },
            {
                "EndTime": 1593671790000,
                "StartTime": 1593671760000,
                "Count": 0
            },
            {
                "EndTime": 1593671820000,
                "StartTime": 1593671790000,
                "Count": 0
            },
            {
                "EndTime": 1593671850000,
                "StartTime": 1593671820000,
                "Count": 0
            },
            {
                "EndTime": 1593671880000,
                "StartTime": 1593671850000,
                "Count": 0
            },
            {
                "EndTime": 1593671910000,
                "StartTime": 1593671880000,
                "Count": 0
            },
            {
                "EndTime": 1593671940000,
                "StartTime": 1593671910000,
                "Count": 0
            },
            {
                "EndTime": 1593671970000,
                "StartTime": 1593671940000,
                "Count": 0
            },
            {
                "EndTime": 1593672000000,
                "StartTime": 1593671970000,
                "Count": 0
            },
```

```
            {
                "EndTime": 1593672030000,
                "StartTime": 1593672000000,
                "Count": 0
            },
            {
                "EndTime": 1593672060000,
                "StartTime": 1593672030000,
                "Count": 0
            },
            {
                "EndTime": 1593672090000,
                "StartTime": 1593672060000,
                "Count": 0
            },
            {
                "EndTime": 1593672120000,
                "StartTime": 1593672090000,
                "Count": 0
            },
            {
                "EndTime": 1593672150000,
                "StartTime": 1593672120000,
                "Count": 0
            },
            {
                "EndTime": 1593672180000,
                "StartTime": 1593672150000,
                "Count": 0
            },
            {
                "EndTime": 1593672210000,
                "StartTime": 1593672180000,
                "Count": 0
            },
            {
                "EndTime": 1593672240000,
                "StartTime": 1593672210000,
                "Count": 0
            },
            {
                "EndTime": 1593672270000,
                "StartTime": 1593672240000,
                "Count": 0
            },
            {
                "EndTime": 1593672300000,
                "StartTime": 1593672270000,
                "Count": 0
            },
            {
                "EndTime": 1593672330000,
                "StartTime": 1593672300000,
                "Count": 0
            }
```

```
            },
            {
                "EndTime": 1593672360000,
                "StartTime": 1593672330000,
                "Count": 0
            },
            {
                "EndTime": 1593672390000,
                "StartTime": 1593672360000,
                "Count": 0
            },
            {
                "EndTime": 1593672420000,
                "StartTime": 1593672390000,
                "Count": 0
            },
            {
                "EndTime": 1593672450000,
                "StartTime": 1593672420000,
                "Count": 0
            },
            {
                "EndTime": 1593672480000,
                "StartTime": 1593672450000,
                "Count": 0
            },
            {
                "EndTime": 1593672510000,
                "StartTime": 1593672480000,
                "Count": 0
            },
            {
                "EndTime": 1593672540000,
                "StartTime": 1593672510000,
                "Count": 0
            },
            {
                "EndTime": 1593672570000,
                "StartTime": 1593672540000,
                "Count": 0
            },
            {
                "EndTime": 1593672584000,
                "StartTime": 1593672570000,
                "Count": 0
            }
        ]
    },
    "Code": "200",
    "Success": true
}
```


## Error codes

For a list of error codes, visit the API Error Center.

# 1.10.2. Custom events

## 1.10.2.1. DescribeCustomEventCount

Queries the number of times that a custom event occurred in a specified time period.

> **Note** This operation counts the number of times that a custom event occurred for each service.

### Debugging

OpenAPI Explorer automatically calculates the signature value. For your convenience, we recommend that you call this operation in OpenAPI Explorer. OpenAPI Explorer dynamically generates the sample code of the operation for different SDKs.

### Request parameters

| Parameter | Type | Required | Example | Description |
|---|---|---|---|---|
| Action | String | Yes | DescribeCustomEventCount | The operation that you want to perform. Set the value to DescribeCustomEventCount. |
| Name | String | No | BABEL_BUY | The name of the custom event. |
| EventId | String | No | 123 | The ID of the custom event. |
| GroupId | String | No | 12345 | The ID of the application group. |
| SearchKeywords | String | No | cms | The keywords that are contained in the content of the custom event to query. You can use a logical operator between keywords.<br>• If you need to query the custom event whose content contains a and b, set the value to a and b.<br>• If you need to query the custom event whose content contains a or b, set the value to a or b. |

| Parameter | Type | Required | Example | Description |
| --- | --- | --- | --- | --- |
| StartTime | String | No | 1552209685596 | The beginning of the time range to query.<br>This value is a UNIX timestamp representing the number of milliseconds that have elapsed since the epoch time January 1, 1970, 00:00:00 UTC. |
| EndTime | String | No | 1552220485596 | The end of the time range to query.<br>This value is a UNIX timestamp representing the number of milliseconds that have elapsed since the epoch time January 1, 1970, 00:00:00 UTC. |

## Response parameters

| Parameter | Type | Example | Description |
| --- | --- | --- | --- |
| RequestId | String | 60912C8D-B340-4253-ADE7-61ACDFD25CFC | The ID of the request. |
| Success | Boolean | true | Indicates whether the call was successful. The value true indicates a success. The value false indicates a failure. |
| Code | String | 200 | The HTTP status code.<br>**Note** The status code 200 indicates that the call was successful. |
| CustomEventCounts | Array | N/A | The details of the custom event. |
| CustomEventCount | N/A | N/A | N/A |
| Name | String | BABEL_BUY | The name of the custom event. |
| Num | Integer | 20 | The number of times that the custom event occurred in the specified time period. |

| Parameter | Type | Example | Description |
| --- | --- | --- | --- |
| Time | Long | 1552267615000 | The time when the custom event occurred.<br>This value is a UNIX timestamp representing the number of milliseconds that have elapsed since the epoch time January 1, 1970, 00:00:00 UTC. |
| Message | String | success | The returned message. If the call was successful, the value success is returned. If the call failed, an error message is returned. |

## Examples

### Sample requests

```
http(s)://[Endpoint]/?Action=DescribeCustomEventCount
&<Common request parameters>
```

### Sample success responses

`XML` format

```
<DescribeCustomEventCount>
          <CustomEventCounts>
                <CustomEventCount>
                      <Name>BABEL_BUY</Name>
                      <Time>1552267615000</Time>
                      <Num>20</Num>
                </CustomEventCount>
          </CustomEventCounts>
          <Message>success</Message>
          <RequestId>38D3C270-6799-4461-AA55-7975352140C1</RequestId>
          <Code>200</Code>
          <Success>true</Success>
</DescribeCustomEventCount>
```

`JSON` format

```
{
    "CustomEventCounts": {
        "CustomEventCount":
        {
            "Name":"BABEL_BUY",
            "Time":1552267615000,
            "Num":"20"
        }
    },
    "Message": "success",
    "RequestId": "38D3C270-6799-4461-AA55-7975352140C1",
    "Code": "200",
    "Success": true
}
```

## Error codes

For a list of error codes, visit the API Error Center.

# 1.10.2.2. DescribeCustomEventAttribute

Queries the details of a custom event occurred in a specified time period.

## Debugging

OpenAPI Explorer automatically calculates the signature value. For your convenience, we recommend that you call this operation in OpenAPI Explorer. OpenAPI Explorer dynamically generates the sample code of the operation for different SDKs.

## Request parameters

| Parameter | Type | Required | Example | Description |
|---|---|---|---|---|
| Action | String | Yes | DescribeCustomEventAttribute | The operation that you want to perform. Set the value to DescribeCustomEventAttribute. |
| Name | String | No | test123 | The name of the custom event. |
| EventId | String | No | 123**** | The ID of the custom event. |
| GroupId | String | No | 123**** | The ID of the application group. |

| Parameter | Type | Required | Example | Description |
| --- | --- | --- | --- | --- |
| SearchKeywords | String | No | cms | The keywords that are contained in the content of the custom event to query. You can use a logical operator between keywords.<br>• If you need to query the custom event whose content contains a and b, set the value to a and b.<br>• If you need to query the custom event whose content contains a or b, set the value to a or b. |
| StartTime | String | No | 1552224365971 | The beginning of the time range to query.<br>This value is a UNIX timestamp representing the number of milliseconds that have elapsed since the epoch time January 1, 1970, 00:00:00 UTC. |
| EndTime | String | No | 1552227965971 | The end of the time range to query.<br>This value is a UNIX timestamp representing the number of milliseconds that have elapsed since the epoch time January 1, 1970, 00:00:00 UTC. |
| PageNumber | Integer | No | 1 | The number of the page to return. |
| PageSize | Integer | No | 50 | The number of entries to return on each page. |

## Response parameters

| Parameter | Type | Example | Description |
| --- | --- | --- | --- |
| RequestId | String | 60912C8D-B340-4253-ADE7-61ACDFD25CFC | The ID of the request. |
| Success | String | true | Indicates whether the call was successful. Valid values:<br>• true: The call was successful.<br>• false: The call failed. |

| Parameter | Type | Example | Description |
| --- | --- | --- | --- |
| Code | String | 200 | The HTTP status code.<br>**Note** The status code 200 indicates that the call was successful. |
| CustomEvents | Array of CustomEvent | N/A | The details of the custom event. |
| CustomEvent | N/A | N/A | N/A |

| Parameter | Type | Example | Description |
| --- | --- | --- | --- |
| Content | String | requestId:4975A6F3-19AC-4C01-BAD2-034DA07FEBB5, info: {"autoPay":false,"autoUseCoupon":false,"bid":"26842","buyerId":118935342242****,"commodities":[{"aliyunProduceCode":"cms","chargeType":"PREPAY","commodityCode":"cms_call_num","components":[{"componentCode":"phone_count","instanceProperty":[{"code":"phone_count","value":"500"}],"moduleAttrStatus":1}],"duration":6,"free":false,"orderParams":{"aliyunProduceCode":"cms"},"orderType":"BUY","prePayPostCharge":false,"pricingCycle":"Month","quantity":1,"refundSpecCode":"","renewChange":false,"specCode":"cms_call_num","specUpdate":false,"syncToSubscription":false,"upgradeInquireFinancialValue":true}],"fromApp":"commonbuy","orderParams":{"priceCheck":"true"},"payerId":118935342242****,"requestId":"ade3ad32-f58b-45d7-add4-ac542be3d8ec","skipChannel":false,"userId":118935342242****} | The content of the custom event. |
| GroupId | String | 12345 | The ID of the application group. |

| Parameter | Type | Example | Description |
| --- | --- | --- | --- |
| Id | String | 123 | The ID of the custom event. |
| Name | String | BABEL_CHECK | The name of the custom event. |
| Time | String | 1552199984000 | The time when the custom event occurred.<br>This value is a UNIX timestamp representing the number of milliseconds that have elapsed since the epoch time January 1, 1970, 00:00:00 UTC. |
| Message | String | userId:173651113438**** and name:"BABEL_CHECK" | The returned message. |

## Examples

### Sample requests

```
http(s)://[Endpoint]/?Action=DescribeCustomEventAttribute
&<Common request parameters>
```

### Sample success responses

`XML` format

```
<DescribeCustomEventAttributeResponse>
        <Message>userId:173651113438**** and name:"BABEL_CHECK"</Message>
        <RequestId>194A3F1D-8EA6-4922-BBF2-5F213AC7B648</RequestId>
        <CustomEvents>
                <CustomEvent>
                        <Name>BABEL_CHECK</Name>
                        <Time>1553422490000</Time>
                        <Id>E4407D77-72BA-4818-8644-39D119D7****</Id>
                        <Content>requestId:BD524A26-A3DA-4133-A863-FF56B335797E, info:{"aut
oPay":false,"autoUseCoupon":false,"bid":"26842","buyerId":118935342242****,"commodities":[{
"aliyunProduceCode":"cms","chargeType":"PREPAY","commodityCode":"cms_edition","components":
[{"componentCode":"suggest_type","instanceProperty":[{"code":"suggest_type","value":"pro"}]
,"moduleAttrStatus":1},{"componentCode":"pay_type","instanceProperty":[{"code":"pay_type","
value":"suggest"}],"moduleAttrStatus":1}],"duration":1,"free":false,"orderParams":{"aliyunP
roduceCode":"cms"},"orderType":"BUY","prePayPostCharge":false,"pricingCycle":"Month","quant
ity":1,"refundSpecCode":"","renewChange":false,"specCode":"cms_edition","specUpdate":false,
"syncToSubscription":false,"upgradeInquireFinancialValue":true}],"fromApp":"commonbuy","ord
erParams":{"priceCheck":"true"},"payerId":118935342242****,"requestId":"57d81d14-3c60-468e-
b50a-1dfdb1594673","skipChannel":false,"userId":118935342242****}</Content>
                        <GroupId>12345</GroupId>
                </CustomEvent>
                <CustomEvent>
                        <Name>BABEL_CHECK</Name>
```

```
                        <Time>1553422498000</Time>
                        <Id>D44FAC44-EB81-470A-909D-BD963FF9****</Id>
                        <Content>requestId:14CC5306-0BAB-464F-B340-CF33AD306510, info:{"aut
oPay":false,"autoUseCoupon":false,"bid":"26842","buyerId":118935342242****,"commodities":[{
"aliyunProduceCode":"cms","chargeType":"PREPAY","commodityCode":"cms_smspackage","component
s":[{"componentCode":"sms_count","instanceProperty":[{"code":"sms_count","value":"1000"}],"
moduleAttrStatus":1}],"duration":6,"free":false,"orderParams":{"aliyunProduceCode":"cms"},"
orderType":"BUY","prePayPostCharge":false,"pricingCycle":"Month","quantity":1,"refundSpecCo
de":"","renewChange":false,"specCode":"cms_smspackage","specUpdate":false,"syncToSubscripti
on":false,"upgradeInquireFinancialValue":true}],"fromApp":"commonbuy","orderParams":{"price
Check":"true"},"payerId":118935342242****,"requestId":"64461412-31f2-4e52-a875-43bf1410bdf0
","skipChannel":false,"userId":118935342242****}</Content>
                        <GroupId>12345</GroupId>
                </CustomEvent>
                <CustomEvent>
                        <Name>BABEL_CHECK</Name>
                        <Time>1553422506000</Time>
                        <Id>3AF6FE15-4F6E-459A-96F6-45C74F765209</Id>
                        <Content>requestId:4975A6F3-19AC-4C01-BAD2-034DA07FEBB5, info:{"aut
oPay":false,"autoUseCoupon":false,"bid":"26842","buyerId":118935342242****,"commodities":[{
"aliyunProduceCode":"cms","chargeType":"PREPAY","commodityCode":"cms_call_num","components"
:[{"componentCode":"phone_count","instanceProperty":[{"code":"phone_count","value":"500"}],
"moduleAttrStatus":1}],"duration":6,"free":false,"orderParams":{"aliyunProduceCode":"cms"},
"orderType":"BUY","prePayPostCharge":false,"pricingCycle":"Month","quantity":1,"refundSpecC
ode":"","renewChange":false,"specCode":"cms_call_num","specUpdate":false,"syncToSubscriptio
n":false,"upgradeInquireFinancialValue":true}],"fromApp":"commonbuy","orderParams":{"priceC
heck":"true"},"payerId":118935342242****,"requestId":"ade3ad32-f58b-45d7-add4-ac542be3d8ec"
,"skipChannel":false,"userId":118935342242****}</Content>
                        <GroupId>12345</GroupId>
                </CustomEvent>
        </CustomEvents>
        <Success>true</Success>
        <Code>200</Code>
</DescribeCustomEventAttributeResponse>
```

`JSON` format

```
{
    "Message": "userId:173651113438**** and name:\"BABEL_CHECK\"",
    "RequestId": "194A3F1D-8EA6-4922-BBF2-5F213AC7B648",
    "CustomEvents": {
        "CustomEvent": [
            {
                "Name": "BABEL_CHECK",
                "Time": 1553422490000,
                "Id": "E4407D77-72BA-4818-8644-39D119D7****",
                "Content": "requestId:BD524A26-A3DA-4133-A863-FF56B335797E, info:{\"autoPay
\":false,\"autoUseCoupon\":false,\"bid\":\"26842\",\"buyerId\":118935342242****,\"commoditi
es\":[{\"aliyunProduceCode\":\"cms\",\"chargeType\":\"PREPAY\",\"commodityCode\":\"cms_edit
ion\",\"components\":[{\"componentCode\":\"suggest_type\",\"instanceProperty\":[{\"code\":\
"suggest_type\",\"value\":\"pro\"}],\"moduleAttrStatus\":1},{\"componentCode\":\"pay_type\"
,\"instanceProperty\":[{\"code\":\"pay_type\",\"value\":\"suggest\"}],\"moduleAttrStatus\":
1}],\"duration\":1,\"free\":false,\"orderParams\":{\"aliyunProduceCode\":\"cms\"},\"orderTy
```

```
pe\":\"BUY\",\"prePayPostCharge\":false,\"pricingCycle\":\"Month\",\"quantity\":1,\"refundS
pecCode\":\"\",\"renewChange\":false,\"specCode\":\"cms_edition\",\"specUpdate\":false,\"sy
ncToSubscription\":false,\"upgradeInquireFinancialValue\":true}],\"fromApp\":\"commonbuy\",
\"orderParams\":{\"priceCheck\":\"true\"},\"payerId\":118935342242****,\"requestId\":\"57d8
1d14-3c60-468e-b50a-1dfdb1594673\",\"skipChannel\":false,\"userId\":118935342242****}",
                "GroupId": "12345"
            },
            {
                "Name": "BABEL_CHECK",
                "Time": 1553422498000,
                "Id": "D44FAC44-EB81-470A-909D-BD963FF9****",
                "Content": "requestId:14CC5306-0BAB-464F-B340-CF33AD306510, info:{\"autoPay
\":false,\"autoUseCoupon\":false,\"bid\":\"26842\",\"buyerId\":118935342242****,\"commoditi
es\":[{\"aliyunProduceCode\":\"cms\",\"chargeType\":\"PREPAY\",\"commodityCode\":\"cms_smsp
ackage\",\"components\":[{\"componentCode\":\"sms_count\",\"instanceProperty\":[{\"code\":\
"sms_count\",\"value\":\"1000\"}],\"moduleAttrStatus\":1}],\"duration\":6,\"free\":false,\"
orderParams\":{\"aliyunProduceCode\":\"cms\"},\"orderType\":\"BUY\",\"prePayPostCharge\":fa
lse,\"pricingCycle\":\"Month\",\"quantity\":1,\"refundSpecCode\":\"\",\"renewChange\":false
,\"specCode\":\"cms_smspackage\",\"specUpdate\":false,\"syncToSubscription\":false,\"upgrad
eInquireFinancialValue\":true}],\"fromApp\":\"commonbuy\",\"orderParams\":{\"priceCheck\":\
"true\"},\"payerId\":118935342242****,\"requestId\":\"64461412-31f2-4e52-a875-43bf1410bdf0\
",\"skipChannel\":false,\"userId\":118935342242****}",
                "GroupId": "12345"
            },
            {
                "Name": "BABEL_CHECK",
                "Time": 1553422506000,
                "Id": "3AF6FE15-4F6E-459A-96F6-45C74F76****",
                "Content": "requestId:4975A6F3-19AC-4C01-BAD2-034DA07FEBB5, info:{\"autoPay
\":false,\"autoUseCoupon\":false,\"bid\":\"26842\",\"buyerId\":118935342242****,\"commoditi
es\":[{\"aliyunProduceCode\":\"cms\",\"chargeType\":\"PREPAY\",\"commodityCode\":\"cms_call
_num\",\"components\":[{\"componentCode\":\"phone_count\",\"instanceProperty\":[{\"code\":\
"phone_count\",\"value\":\"500\"}],\"moduleAttrStatus\":1}],\"duration\":6,\"free\":false,\
"orderParams\":{\"aliyunProduceCode\":\"cms\"},\"orderType\":\"BUY\",\"prePayPostCharge\":f
alse,\"pricingCycle\":\"Month\",\"quantity\":1,\"refundSpecCode\":\"\",\"renewChange\":fals
e,\"specCode\":\"cms_call_num\",\"specUpdate\":false,\"syncToSubscription\":false,\"upgrade
InquireFinancialValue\":true}],\"fromApp\":\"commonbuy\",\"orderParams\":{\"priceCheck\":\"
true\"},\"payerId\":118935342242****,\"requestId\":\"ade3ad32-f58b-45d7-add4-ac542be3d8ec\"
,\"skipChannel\":false,\"userId\":118935342242****}",
                "GroupId": "12345"
            }
        ]
    },
    "Success": true,
    "Code": "200"
}
```


## Error codes

For a list of error codes, visit the API Error Center.

# 1.10.2.3. PutCustomEvent

Reports one or more custom events.

## Debugging

OpenAPI Explorer automatically calculates the signature value. For your convenience, we recommend that you call this operation in OpenAPI Explorer. OpenAPI Explorer dynamically generates the sample code of the operation for different SDKs.

## Request parameters

| Parameter | Type | Required | Example | Description |
|---|---|---|---|---|
| Action | String | Yes | PutCustomEvent | The operation that you want to perform. Set the value to PutCustomEvent. |
| EventInfo.N.Content | String | Yes | IOException | The content of the custom event. Valid values of N: 1 to 50. |
| EventInfo.N.EventName | String | Yes | myEvent | The name of the custom event. Valid values of N: 1 to 50. |
| EventInfo.N.Time | String | No | 20171013T170923.456+0800 | The time when the custom event occurred. Valid values of N: 1 to 50. |
| EventInfo.N.GroupId | String | No | 123456 | The ID of the application group. Valid values of N: 1 to 50.<br>If the reported event belongs to no application groups, set the value to 0. |

## Response parameters

| Parameter | Type | Example | Description |
|---|---|---|---|
| RequestId | String | 131DD9C8-9A32-4428-AD2E-4E3013B6E3A7 | The ID of the request. |
| Code | String | 200 | The HTTP status code.<br>**Note** The status code 200 indicates that the call was successful. |
| Message | String | success | The returned message. |

## Examples

### Sample requests

```
http(s)://[Endpoint]/? Action=PutCustomEvent
&EventInfo.1.Content=IOException
&EventInfo.1.EventName=myEvent
&<Common request parameters>
```

### Sample success responses

`XML` format

```
<Message>success</Message>
<RequestId>131DD9C8-9A32-4428-AD2E-4E3013B6E3A7</RequestId>
<Code>200</Code>
```

`JSON` format

```
{
    "Message": "success",
    "RequestId": "131DD9C8-9A32-4428-AD2E-4E3013B6E3A7",
    "Code": "200"
}
```

## Error codes

For a list of error codes, visit the API Error Center.

# 1.10.2.4. DescribeCustomEventHistogram

Queries the number of times that a custom event occurred during each interval of a time period.

## Debugging

OpenAPI Explorer automatically calculates the signature value. For your convenience, we recommend that you call this operation in OpenAPI Explorer. OpenAPI Explorer dynamically generates the sample code of the operation for different SDKs.

## Request parameters

| Parameter | Type | Required | Example | Description |
|---|---|---|---|---|
| Action | String | Yes | DescribeCustomEventHistogram | The operation that you want to perform. Set the value to DescribeCustomEventHistogram. |
| Name | String | No | BucketIngressBandwidth | The name of the custom event. |

| Parameter | Type | Required | Example | Description |
| --- | --- | --- | --- | --- |
| Level | String | No | CRITICAL | The level of the custom event. Valid values:<br>• CRITICAL<br>• WARN<br>• INFO |
| EventId | String | No | 123 | The ID of the custom event. |
| GroupId | String | No | 12345 | The ID of the application group. |
| SearchKeywords | String | No | cms | The keywords that are contained in the content of the custom event to query. You can use a logical operator between keywords.<br>• If you need to query the custom event whose content contains a and b, set the value to a and b.<br>• If you need to query the custom event whose content contains a or b, set the value to a or b. |
| StartTime | String | No | 1552209685596 | The beginning of the time range to query.<br>This value is a UNIX timestamp representing the number of milliseconds that have elapsed since the epoch time January 1, 1970, 00:00:00 UTC. |
| EndTime | String | No | 1552220485596 | The end of the time range to query.<br>This value is a UNIX timestamp representing the number of milliseconds that have elapsed since the epoch time January 1, 1970, 00:00:00 UTC. |

## Response parameters

| Parameter | Type | Example | Description |
| --- | --- | --- | --- |
| RequestId | String | 486029C9-53E1-44B4-85A8-16A571A043FD | The ID of the request. |

| Parameter | Type | Example | Description |
| --- | --- | --- | --- |
| Code | String | 200 | The HTTP status code.<br>**Note** The status code 200 indicates that the call was successful. |
| Success | String | true | Indicates whether the call was successful. The value true indicates a success. The value false indicates a failure. |
| EventHistograms | Array | N/A | The information about the number of times that the custom event occurred during each interval of a time period. |
| EventHistogram | N/A | N/A | N/A |
| Count | Long | 3 | The information about the number of times that the custom event occurred during an interval of a time period. |
| EndTime | Long | 1552226750000 | The end of an interval.<br>This value is a UNIX timestamp representing the number of milliseconds that have elapsed since the epoch time January 1, 1970, 00:00:00 UTC. |
| StartTime | Long | 1552226740000 | The beginning of an interval.<br>This value is a UNIX timestamp representing the number of milliseconds that have elapsed since the epoch time January 1, 1970, 00:00:00 UTC. |
| Message | String | success | The returned message. If the call was successful, the value success is returned. If the call failed, an error message is returned. |

## Examples

### Sample requests

```
http(s)://[Endpoint]/?Action=DescribeCustomEventHistogram
&<Common request parameters>
```

### Sample success responses

`XML` format

```
<DescribeCustomEventHistogramResponse>
          <Message>success</Message>
          <RequestId>5977C7EE-E727-4EC4-B756-ECC8CB820CF4</RequestId>
          <EventHistograms>
                <EventHistogram>
                      <EndTime>1596000690000</EndTime>
                      <StartTime>1596000689000</StartTime>
                      <Count>0</Count>
                </EventHistogram>
                <EventHistogram>
                      <EndTime>1596000720000</EndTime>
                      <StartTime>1596000690000</StartTime>
                      <Count>0</Count>
                </EventHistogram>
                <EventHistogram>
                      <EndTime>1596000930000</EndTime>
                      <StartTime>1596000900000</StartTime>
                      <Count>0</Count>
                </EventHistogram>
                <EventHistogram>
                      <EndTime>1596000960000</EndTime>
                      <StartTime>1596000930000</StartTime>
                      <Count>0</Count>
                </EventHistogram>
                <EventHistogram>
                      <EndTime>1596000990000</EndTime>
                      <StartTime>1596000960000</StartTime>
                      <Count>0</Count>
                </EventHistogram>
          </EventHistograms>
          <Code>200</Code>
          <Success>true</Success>
</DescribeCustomEventHistogramResponse>
```

`JSON` format

```
{
    "Message": "success",
    "RequestId": "5977C7EE-E727-4EC4-B756-ECC8CB820CF4",
    "EventHistograms": {
        "EventHistogram": [
            {
                "EndTime": 1596000690000,
                "StartTime": 1596000689000,
                "Count": 0
            },
            {
                "EndTime": 1596000720000,
                "StartTime": 1596000690000,
                "Count": 0
            },
            {
                "EndTime": 1596000930000,
                "StartTime": 1596000900000,
                "Count": 0
            },
            {
                "EndTime": 1596000960000,
                "StartTime": 1596000930000,
                "Count": 0
            },
            {
                "EndTime": 1596000990000,
                "StartTime": 1596000960000,
                "Count": 0
            }
        ]
    },
    "Code": "200",
    "Success": true
}
```


## Error codes

For a list of error codes, visit the API Error Center.

# 1.11. Custom monitoring

## 1.11.1. PutCustomMetric

Reports monitoring data.

### Debugging

OpenAPI Explorer automatically calculates the signature value. For your convenience, we recommend that you call this operation in OpenAPI Explorer. OpenAPI Explorer dynamically generates the sample code of the operation for different SDKs.

## Request parameters

| Parameter | Type | Required | Example | Description |
| --- | --- | --- | --- | --- |
| Action | String | Yes | PutCustomMetric | The operation that you want to perform. Set the value to PutCustomMetric. |
| MetricList.N.Dimensions | String | Yes | {"sampleName1": "value1","sampleName2":"value2"} | The dimensions. This parameter is used to specify the resources that you want to query. Valid values of N: 1 to 21.<br>Set the value to a collection of key-value pairs. Format: `{"Key":"Value"}`.<br>The key or value must be 1 to 64 bytes in length. Excessive characters are truncated.<br>The key or value can contain letters, digits, periods (.), hyphens (-), underscores (_), forward slashes (/), and backslashes (\).<br>**Note** Dimensions must be formatted as a JSON string in a specified order. |
| MetricList.N.GroupId | String | Yes | 12345 | The ID of the application group. Valid values of N: 1 to 21.<br>**Note** If the metric does not belong to any application group, enter 0. |
| MetricList.N.MetricName | String | Yes | cpu_total | The name of the metric. Valid values of N: 1 to 21. For more information, see Cloud service metrics. |

| Parameter | Type | Required | Example | Description |
| --- | --- | --- | --- | --- |
| MetricList.N.Type | String | Yes | 0 | The type of the reported data. Valid values of N: 1 to 21. Valid values of the MetricList.N.Type parameter:<br>• 0: reports raw data<br>• 1: reports aggregate data<br>**Note** We recommend that you report aggregate data in both the aggregation periods of 60s and 300s. Otherwise, you cannot query monitoring data in a time span that is more than seven days. |
| MetricList.N.Values | String | Yes | {"value":10.5} | The collection of metric values. Valid values of N: 1 to 21.<br>**Note** If the MetricList.N.Type parameter is set to 0, the keys in this parameter must be set to the specified value. Cloud Monitor aggregates raw data in each aggregation period to generate multiple statistical values, such as the maximum value, the count, and the total value. |
| MetricList.N.Time | String | No | 1508136760000 | The timestamp when the metric data is generated. Valid values of N: 1 to 21. The timestamp can be in one of the following formats:<br>• The UTC timestamp, in the YYYY-MM-DDThh:mm:ssZ format. Example: 20171012T132456.888+0800.<br>• The UNIX timestamp of the LONG type. Example: 1508136760000. |

| Parameter | Type | Required | Example | Description |
| --- | --- | --- | --- | --- |
| MetricList.N.Period | String | No | 60 | The aggregation period. Valid values of N: 1 to 21. Unit: seconds. Valid values: 60 and 300.<br>**Note** If the MetricList.N.Type parameter is set to 1, the MetricList.N.Period parameter is required. |

## Response parameters

| Parameter | Type | Example | Description |
| --- | --- | --- | --- |
| RequestId | String | 05B36C2C-5F6E-48D5-8B41-CE36DD7EE8E0 | The ID of the request. |
| Code | String | 200 | The HTTP status code.<br>**Note** The value 200 indicates that the call was successful. |
| Message | String | The request has failed due to a temporary failure of the server. | The error message. |

## Examples

### Sample request

```
http(s)://[Endpoint]/? Action=PutCustomMetric
&MetricList.1.Dimensions={"sampleName1":"value1","sampleName2":"value2"}
&MetricList.1.GroupId=12345
&MetricList.1.MetricName=cpu_total
&MetricList.1.Type=0
&MetricList.1.Values={"value":10.5}
&<Common request parameters>
```

### Sample success responses

`XML` format

```
<PutCustomMetricResponse>
   <RequestId>75D115CE-5DA8-4647-9073-8F72BB85B6F7</RequestId>
   <Message>success</Message>
   <Code>200</Code>
</PutCustomMetricResponse>
```

`JSON` format

```
{
  "RequestId": "75D115CE-5DA8-4647-9073-8F72BB85B6F7",
  "Message": "success",
  "Code": "200"
}
```

## Error codes

For a list of error codes, visit the API Error Center.

# 1.11.2. PutCustomMetricRule

Creates a custom alert rule.

Before you call this operation, call the PutCustomMetric operation to report custom monitoring data. For more information, see PutCustomMetric.

## Debugging

OpenAPI Explorer automatically calculates the signature value. For your convenience, we recommend that you call this operation in OpenAPI Explorer. OpenAPI Explorer dynamically generates the sample code of the operation for different SDKs.

## Request parameters

| Parameter | Type | Required | Example | Description |
|---|---|---|---|---|
| Action | String | Yes | PutCustomMetricRule | The operation that you want to perform. Set the value to PutCustomMetricRule. |
| ComparisonOperator | String | Yes | >= | The comparison operator before the threshold. Valid values:<br>• `>=`<br>• `=`<br>• `<=`<br>• `>`<br>• `<`<br>• `!=` |

| Parameter | Type | Required | Example | Description |
| --- | --- | --- | --- | --- |
| ContactGroups | String | Yes | ECS_Group | The alert group that receives alert notifications. Separate multiple alert groups with commas (,). |
| EvaluationCount | Integer | Yes | 3 | The consecutive number of times for which the metric value is measured before an alert is triggered. |
| Level | String | Yes | CRITICAL | The level of the alert. Valid values:<br>• CRITICAL<br>• WARN<br>• INFO |
| MetricName | String | Yes | cpu_total | The name of the metric.<br>Note For more information about how to obtain the metric name, see DescribeCustomMetricList. |
| Resources | String | Yes | [{"groupId":7378****,"dimension":"instanceId=i-hp3543t5e4sudb3s****"}] | The custom monitoring data to which the alert rule applies. The value includes the application group ID to which the custom monitoring data belongs and the dimension to which the metric belongs. |
| RuleId | String | Yes | MyRuleId1 | The ID of the alert rule.<br>Note You can specify an existing ID to modify the corresponding alert rule or specify a new ID to create an alert rule. |
| Statistics | String | Yes | Average | The method that is used to calculate the metric values that trigger alerts. |
| Threshold | String | Yes | 90 | The threshold of the metric value. |

| Parameter | Type | Required | Example | Description |
| --- | --- | --- | --- | --- |
| GroupId | String | No | 7378**** | The ID of the application group to which the custom monitoring data belongs.<br>**Note** The value 0 indicates that the reported custom monitoring data does not belong to an application group. |
| RuleName | String | No | CpuUsage | The name of the alert rule. |
| Webhook | String | No | https://www.aliyun.com | The callback URL to which a POST request is sent when an alert is triggered based on the alert rule. |
| EffectiveInterval | String | No | 00:00-23:59 | The time period during which the alert rule is effective. Valid values: 00:00 to 23:59. |
| SilenceTime | Integer | No | 86400 | The mute period during which notifications are not repeatedly sent for an alert. Unit: seconds. Default value: 86400. The default value indicates one day.<br>**Note** Only one alert notification is sent during each mute period even if the metric value consecutively exceeds the alert threshold several times. |
| Period | String | No | 300 | The cycle that is used to aggregate custom monitoring data. Unit: seconds. Set the value to an integral multiple of 60. The original reporting cycle of custom monitoring data is used by default. |
| EmailSubject | String | No | ECS instance | The subject of the alert notification email. |

## Response parameters

| Parameter | Type | Example | Description |
| --- | --- | --- | --- |
| Code | String | 200 | The HTTP status code.<br>**Note** The value 200 indicates that the call was successful. |
| Message | String | ComparisonOperator is mandatory for this action. | The returned message. If the call was successful, the return value is null. If the call failed, an error message is returned. |
| RequestId | String | 65D50468-ECEF-48F1-A6E1-D952E89D9432 | The ID of the request. |
| Success | Boolean | true | Indicates whether the call was successful. Valid values:<br>• true: The call was successful.<br>• false: The call failed. |

## Examples

### Sample requests

```
http(s)://[Endpoint]/?Action=PutCustomMetricRule
&ComparisonOperator=>=
&ContactGroups=ECS_Group
&EvaluationCount=3
&Level=CRITICAL
&MetricName=cpu_total
&Resources=[{"groupId":7378****,"dimension":"instanceId=i-hp3543t5e4sudb3s****"}]
&RuleId=MyRuleId1
&Statistics=Average
&Threshold=90
&<Common request parameters>
```

### Sample success responses

`XML` format

```
<PutCustomMetricRuleResponse>
   <Message></Message>
   <Code>200</Code>
   <Success>true</Success>
</PutCustomMetricRuleResponse>
```

`JSON` format

```
{
 "Message": "",
 "Code": "200",
 "Success": true
}
```

## Error codes

For a list of error codes, visit the API Error Center.

# 1.11.3. DescribeCustomMetricList

Queries the reported custom metrics of a cloud service.

> **Note** You can call the DescribeMetricList operation to query the metrics of a cloud service. For more information, see DescribeMetricList.

## Debugging

OpenAPI Explorer automatically calculates the signature value. For your convenience, we recommend that you call this operation in OpenAPI Explorer. OpenAPI Explorer dynamically generates the sample code of the operation for different SDKs.

## Request parameters

| Parameter | Type | Required | Example | Description |
|---|---|---|---|---|
| Action | String | Yes | DescribeCustomMetricList | The operation that you want to perform. Set the value to DescribeCustomMetricList. |
| GroupId | String | No | 7378**** | The ID of the application group.<br>For more information, see DescribeMonitorGroups. |
| MetricName | String | No | cpu_total | The name of the custom metric. |
| Dimension | String | No | {sampleName1=value1&sampleName2=value2} | The dimensions that specify the resources for which you want to query custom metrics. |
| Md5 | String | No | 97c25982d9745a231276bff27469**** | The MD5 value of the HTTP request body. The MD5 value is a 128-bit hash value used to verify the uniqueness of the reported custom metrics. |

| Parameter | Type | Required | Example | Description |
| --- | --- | --- | --- | --- |
| PageNumber | String | No | 1 | The number of the page to return.<br>Pages start from page 1. Default value: 1. |
| PageSize | String | No | 10 | The number of entries to return on each page.<br>Pages start from page 1. Default value: 10. |

For more information about common request parameters, see Common parameters.

## Response parameters

| Parameter | Type | Example | Description |
| --- | --- | --- | --- |
| RequestId | String | 1AF425E4-1DEA-54F2-910A-8117C9686140 | The ID of the request. |
| Code | String | 200 | The HTTP status code.<br>**Note** The value 200 indicates that the call is successful. |
| Result | String | {\"all\":0,\"size\":10,\"param\":{\"metric\":\"{\\\"metricName\\\":\\\"cpu_total\\\",\\\"groupId\\\":7378****,\\\"project\\\":\\\"acs_customMetric_120886317861****\\\",\\\"dimension\\\":\\\"sampleName1=value1&sampleName2=value2\\\",\\\"status\\\":1}\",\"service\":\"metric-center.aliyun-inc.com\"},\"page\":1,\"list\":[]} | The reported custom metrics that are found in the query. |
| Message | String | success | The returned message. |

## Examples

Sample requests

```
http(s)://[Endpoint]/?Action=DescribeCustomMetricList
&<Common request parameters>
```

Sample success responses

`XML` format

```
<DescribeCustomMetricListResponse>
 <Message>success</Message>
 <RequestId>1AF425E4-1DEA-54F2-910A-8117C9686140</RequestId>
 <Code>200</Code>
 <Result>{\"all\":0,\"size\":10,\"param\":{\"metric\":\"{\\\"metricName\\\":\\\"cpu_total\\
\",\\\"groupId\\\":7378****,\\\"project\\\":\\\"acs_customMetric_120886317861****\\\",\\\"d
imension\\\":\\\"sampleName1=value1&=value2\\\",\\\"status\\\":1}\",\"service\":\"metric-ce
nter.aliyun-inc.com\"},\"page\":1,\"list\":[]}</Result>
</DescribeCustomMetricListResponse>
```

`JSON` format

```
{
    "Message": "success",
    "RequestId": "1AF425E4-1DEA-54F2-910A-8117C9686140",
    "Code": "200",
    "Result": "{\"all\":0,\"size\":10,\"param\":{\"metric\":\"{\\\"metricName\\\":\\\"cpu_t
otal\\\",\\\"groupId\\\":7378****,\\\"project\\\":\\\"acs_customMetric_120886317861****\\\"
,\\\"dimension\\\":\\\"sampleName1=value1&sampleName2=value2\\\",\\\"status\\\":1}\",\"serv
ice\":\"metric-center.aliyun-inc.com\"},\"page\":1,\"list\":[]}"
}
```

## Error codes

For a list of error codes, visit the API Error Center.

# 1.11.4. DeleteCustomMetric

Deletes the reported monitoring data of a metric.

## Debugging

OpenAPI Explorer automatically calculates the signature value. For your convenience, we recommend that you call this operation in OpenAPI Explorer. OpenAPI Explorer dynamically generates the sample code of the operation for different SDKs.

## Request parameters

| Parameter | Type | Required | Example | Description |
|---|---|---|---|---|

| Parameter | Type | Required | Example | Description |
| --- | --- | --- | --- | --- |
| Action | String | Yes | DeleteCustomMetric | The operation that you want to perform. Set the value to PutCustomMetric. |
| GroupId | String | Yes | 12345 | The ID of the application group. |
| MetricName | String | Yes | AdvanceCredit | The name of the metric. |
| Md5 | String | No | 38796C8CFFEB8F89BB2A626C7BD7**** | The MD5 value of the HTTP request body. The MD5 value is a 128-bit hash value used to verify the uniqueness of the reported monitoring data. Set one of the Md5 and UUID parameters.<br>**Note** Set the value to the MD5 value returned when you query the reported monitoring data. |
| UUID | String | No | 5497633c-66c5-4eae-abaa-89db5adb**** | The ID of the request for reporting monitoring data. Set one of the Md5 and UUID parameters.<br>**Note** Set the value to the ID returned when you query the reported monitoring data. We recommend that you set the Md5 parameter. |

## Response parameters

| Parameter | Type | Example | Description |
| --- | --- | --- | --- |
| RequestId | String | 05B36C2C-5F6E-48D5-8B41-CE36DD7EE8E0 | The ID of the request. |
| Code | String | 200 | The HTTP status code.<br>**Note** The status code 200 indicates that the call was successful. |

| Parameter | Type | Example | Description |
| --- | --- | --- | --- |
| Message | String | success | The returned message. |

## Examples

### Sample requests

```
http(s)://[Endpoint]/? Action=DeleteCustomMetric
&GroupId=12345
&MetricName=AdvanceCredit
&<Common request parameters>
```

### Sample success responses

`XML` format

```
<DeleteCustomMetric>
    <Message>success</Message>
    <RequestId>05B36C2C-5F6E-48D5-8B41-CE36DD7EE8E0</RequestId>
    <Code>200</Code>
</DeleteCustomMetric>
```

`JSON` format

```
{
    "Message": "success",
    "RequestId": "05B36C2C-5F6E-48D5-8B41-CE36DD7EE8E0",
    "Code": "200"
}
```

## Error codes

For a list of error codes, visit the API Error Center.

# 1.12. Log monitoring

## 1.12.1. DescribeLogMonitorList

Queries log monitoring metrics.

## Debugging

OpenAPI Explorer automatically calculates the signature value. For your convenience, we recommend that you call this operation in OpenAPI Explorer. OpenAPI Explorer dynamically generates the sample code of the operation for different SDKs.

## Request parameters

| Parameter | Type | Required | Example | Description |
| --- | --- | --- | --- | --- |
| Action | String | Yes | DescribeLogMonitorList | The operation that you want to perform. Set the value to DescribeLogMonitorList. |
| PageNumber | Integer | No | 1 | The number of the page to return. |
| PageSize | Integer | No | 10 | The number of entries to return on each page. Default value: 10 |
| SearchValue | String | No | test | The keyword that is used to search for log monitoring metrics. Fuzzy match is supported. |
| GroupId | Long | No | 123456 | The ID of the application group. |

## Response parameters

| Parameter | Type | Example | Description |
| --- | --- | --- | --- |
| Code | String | 200 | The HTTP status code.<br>**Note** The status code 200 indicates that the call was successful. |
| LogMonitorList | Array of LogMonitor | N/A | The log monitoring metrics. |
| GmtCreate | Long | 1577766395000 | The time when the log monitoring metric was created.<br>This value is a UNIX timestamp representing the number of milliseconds that have elapsed since the epoch time January 1, 1970, 00:00:00 UTC. |
| GroupId | Long | 12345 | The ID of the application group. |
| LogId | Long | 12345 | The ID returned by Log Service. |
| MetricName | String | cpu_total | The name of the log monitoring metric. For more information, see Appendix 1: Metrics. |

| Parameter | Type | Example | Description |
| --- | --- | --- | --- |
| SlsLogstore | String | testSlS**** | The name of the Log Service Logstore. |
| SlsProject | String | sls-project-test**** | The name of the Log Service project. |
| SlsRegionId | String | cn-hangzhou | The ID of the region where the Log Service Logstore resides. |
| ValueFilter | Array of ValueFilterObject | N/A | The condition that is used to filter logs. The ValueFilter and ValueFilterRelation parameters are used in pair. The filter condition is equivalent to the WHERE clause in SQL statements.<br>If no filter condition is specified, all logs are processed. Assume that logs contain the Level field, which may be set to Error. If you need to calculate the number of times that logs of the Error level appear every minute, you can set the filter condition to Level=Error and count the number of logs that meet this condition. |
| Key | String | hostName | The name of the log field used for matching in the filter condition. |
| Operator | String | contain | The method that is used to match the field value. Valid values:<br>• contain<br>• notContain<br>• `>` : greater than<br>• `<` : less than<br>• `>=` : greater than or equal to<br>• `<=` : less than or equal to |
| Value | String | portal | The field value to be matched in the filter condition. |
| ValueFilterRelation | String | and | The logical operator that is used between log filter conditions. The ValueFilter and ValueFilterRelation parameters are used in pair. Valid values:<br>• and<br>• or |

| Parameter | Type | Example | Description |
| --- | --- | --- | --- |
| Message | String | successful | The returned message. |
| PageNumber | Integer | 1 | The number of the returned page. |
| PageSize | Integer | 10 | The number of entries returned on each page. |
| RequestId | String | 01E90080-4300-4FAA-B9AE-161956BC350D | The ID of the request. |
| Total | Long | 15 | The total number of the returned entries. |
| Success | Boolean | true | Indicates whether the call was successful. Valid values:<br>• true: The call was successful.<br>• false: The call failed. |

## Examples

### Sample requests

```
http(s)://[Endpoint]/?Action=DescribeLogMonitorList
&<Common request parameters>
```

### Sample success responses

`XML` format

```
<DescribeLogMonitorListResponse>
          <Message>successful</Message>
          <RequestId>C085617E-7A64-402E-877D-410E86174B0C</RequestId>
          <PageSize>10</PageSize>
          <Total>2</Total>
          <LogMonitorList>
                <SlsProject>sls-project-test****</SlsProject>
                <MetricName>cpu_total</MetricName>
                <GmtCreate>1591175112000</GmtCreate>
                <ValueFilterRelation>and</ValueFilterRelation>
                <LogId>12345</LogId>
                <SlsRegionId>cn-hangzhou</SlsRegionId>
                <SlsLogstore>testSlS****</SlsLogstore>
                <GroupId>12345</GroupId>
          </LogMonitorList>
          <LogMonitorList>
                <SlsProject>sls-project-test****</SlsProject>
                <MetricName>cpu_total</MetricName>
                <GmtCreate>1586826787000</GmtCreate>
                <ValueFilterRelation>and</ValueFilterRelation>
                <ValueFilter>
                      <Operator>=</Operator>
                      <Value>1</Value>
                      <Key>lh_source</Key>
                </ValueFilter>
                <LogId>12345</LogId>
                <SlsRegionId>cn-hangzhou</SlsRegionId>
                <SlsLogstore>internal-alert-history</SlsLogstore>
                <GroupId>12345</GroupId>
          </LogMonitorList>
          <Code>200</Code>
          <Success>true</Success>
</DescribeLogMonitorListResponse>
```

`JSON` format

```
{
    "Message": "successful",
    "RequestId": "C085617E-7A64-402E-877D-410E86174B0C",
    "PageSize": 10,
    "Total": 2,
    "LogMonitorList": [
        {
            "SlsProject": "sls-project-test****",
            "MetricName": "cpu_total",
            "GmtCreate": 1591175112000,
            "ValueFilterRelation": "and",
            "ValueFilter": [],
            "LogId": 12345,
            "SlsRegionId": "cn-hangzhou",
            "SlsLogstore": "testSlS****",
            "GroupId": 12345
        },
        {
            "SlsProject": "sls-project-test****",
            "MetricName": "cpu_total",
            "GmtCreate": 1586826787000,
            "ValueFilterRelation": "and",
            "ValueFilter": [
                {
                    "Operator": "=",
                    "Value": "1",
                    "Key": "lh_source"
                }
            ],
            "LogId": 12345,
            "SlsRegionId": "cn-hangzhou",
            "SlsLogstore": "internal-alert-history",
            "GroupId": 12345
        }
    ],
    "Code": 200,
    "Success": true
}
```


## Error codes

For a list of error codes, visit the API Error Center.

# 1.12.2. DescribeLogMonitorAttribute

Queries the details of a log monitoring metric.

## Debugging

OpenAPI Explorer automatically calculates the signature value. For your convenience, we recommend that you call this operation in OpenAPI Explorer. OpenAPI Explorer dynamically generates the sample code of the operation for different SDKs.

## Request parameters

| Parameter | Type | Required | Example | Description |
| --- | --- | --- | --- | --- |
| Action | String | Yes | DescribeLogMonitorAttribute | The operation that you want to perform. Set the value to DescribeLogMonitorAttribute. |
| MetricName | String | Yes | cpu_total | The name of the log monitoring metric. Exact match is supported.<br>For more information, see Appendix 1: Metrics. |

## Response parameters

| Parameter | Type | Example | Description |
| --- | --- | --- | --- |
| Code | String | 200 | The HTTP status code.<br>**Note** The status code 200 indicates that the call was successful. |
| LogMonitor | Struct | N/A | The details of the log monitoring metric. |
| Aggregates | Array of Aggregate | N/A | The aggregate functions. |
| Alias | String | HostName | The alias of the aggregate function. |
| FieldName | String | hostName | The name of the field in logs. |

| Parameter | Type | Example | Description |
| --- | --- | --- | --- |
| Function | String | count | The function that is used to aggregate the monitoring data of logs within an aggregation period. Valid values:<br>• count: counts the number.<br>• sum: calculates the total value.<br>• avg: calculates the average value.<br>• max: selects the maximum value.<br>• min: selects the minimum value.<br>• countps: calculates the counted number of the specified field divided by the total number of seconds of the aggregation period.<br>• sumps: calculates the total value of the specified field divided by the total number of seconds of the aggregation period.<br>• distinct: counts the number of logs where the specified field appears within the aggregation period. |
| Max | String | 10 | The maximum value. |
| Min | String | 0 | The minimum value. |
| GmtCreate | Long | 1547431398000 | The time when the log monitoring metric was created.<br>This value is a UNIX timestamp representing the number of milliseconds that have elapsed since the epoch time January 1, 1970, 00:00:00 UTC. |
| GroupId | Long | 12345 | The ID of the application group. |
| Groupbys | List | value | The dimension based on which the data is grouped. This parameter is equivalent to the GROUP BY clause in SQL statements. If no dimension is specified, all data is aggregated based on the aggregate function. |
| LogId | Long | 1234 | The ID returned by Log Service. |

| Parameter | Type | Example | Description |
| --- | --- | --- | --- |
| MetricExpress | String | {"extend": {"errorPercent":"5XXNumber/TotalNumber*100"}} | The extended field. The extended field allows you to perform basic operations on the aggregation results.<br><br>Assume that you have calculated TotalNumber and 5XXNumber by aggregating the data. TotalNumber indicates the total number of HTTP requests, and 5XXNumber indicates the number of HTTP requests whose status code is greater than 499. You can calculate the server error rate by adding the following formula to the extended field: 5XXNumber/TotalNumber*100. |
| MetricName | String | cpu_total | The name of the log monitoring metric. For more information, see Appendix 1: Metrics. |
| SlsLogstore | String | test-logstore | The name of the Log Service Logstore. |
| SlsProject | String | test-project | The name of the Log Service project. |
| SlsRegionId | String | cn-hangzhou | The ID of the region where the Log Service Logstore resides. |
| Tumblingwindows | List | 60 | The size of the tumbling window for calculation. Unit: seconds. The system performs an aggregation for each tumbling window. |
| ValueFilter | Array of ValueFilterObject | N/A | The condition that is used to filter logs. The ValueFilter and ValueFilterRelation parameters are used in pair. The filter condition is equivalent to the WHERE clause in SQL statements.<br><br>If no filter condition is specified, all logs are processed. Assume that logs contain the Level field, which may be set to Error. If you need to calculate the number of times that logs of the Error level appear every minute, you can set the filter condition to Level=Error and count the number of logs that meet this condition. |

| Parameter | Type | Example | Description |
| --- | --- | --- | --- |
| Key | String | hostName | The name of the log field used for matching in the filter condition. |
| Operator | String | contain | The method that is used to match the field value. Valid values:<br>• `contain`<br>• `notContain`<br>• `>` : greater than<br>• `<` : less than<br>• `>=` : greater than or equal to<br>• `<=` : less than or equal to |
| Value | String | portal | The field value to be matched in the filter condition. |
| ValueFilterRelation | String | and | The logical operator that is used between log filter conditions. The ValueFilter and ValueFilterRelation parameters are used in pair. Valid values:<br>• and<br>• or |
| Message | String | successful | The returned message. If the call was successful, the value success is returned. If the call failed, an error message is returned. |
| RequestId | String | C6718537-E673-4A58-8EE1-24B8B38C7AAE | The ID of the request. |
| Success | Boolean | true | Indicates whether the call was successful. Valid values:<br>• true: The call was successful.<br>• false: The call failed. |

## Examples

### Sample requests

```
http(s)://[Endpoint]/?Action=DescribeLogMonitorAttribute
&MetricName=cpu_total
&<Common request parameters>
```

Sample success responses

`XML` format

```
<DescribeLogMonitorAttributeResponse>
          <Message>successful</Message>
          <RequestId>BBD7B294-1325-46D1-BD08-848D6A6B9AC6</RequestId>
          <LogMonitor>
                <SlsProject>slsProject</SlsProject>
                <Tumblingwindows>60</Tumblingwindows>
                <SlsLogstore>slsLogstore</SlsLogstore>
                <MetricExpress>{"extend":{}}</MetricExpress>
                <GroupId>12345</GroupId>
                <MetricName>cpu_total</MetricName>
                <GmtCreate>1577766395000</GmtCreate>
                <Aggregates>
                      <Function>count</Function>
                      <Min></Min>
                      <Max></Max>
                      <Alias>lh_source_count</Alias>
                      <FieldName>lh_source</FieldName>
                </Aggregates>
                <ValueFilterRelation>and</ValueFilterRelation>
                <ValueFilter>
                      <Operator>contais</Operator>
                      <Value>test</Value>
                      <Key>hostName</Key>
                </ValueFilter>
                <LogId>1234</LogId>
                <SlsRegionId>cn-hangzhou</SlsRegionId>
          </LogMonitor>
          <Code>200</Code>
          <Success>true</Success>
</DescribeLogMonitorAttributeResponse>
```

`JSON` format

```
{
  "Message": "successful",
  "RequestId": "BBD7B294-1325-46D1-BD08-848D6A6B9AC6",
  "LogMonitor": {
    "SlsProject": "slsProject",
    "Tumblingwindows": [
      60
    ],
    "SlsLogstore": "slsLogstore",
    "MetricExpress": "{\"extend\":{}}",
    "GroupId": 12345,
    "MetricName": "cpu_total",
    "GmtCreate": 1577766395000,
    "Aggregates": [
      {
        "Function": "count",
        "Min": "",
        "Max": "",
        "Alias": "lh_source_count",
        "FieldName": "lh_source"
      }
    ],
    "Groupbys": [],
    "ValueFilterRelation": "and",
    "ValueFilter": [
      {
        "Operator": "contais",
        "Value": "test",
        "Key": "hostName"
      }
    ],
    "LogId": 1234,
    "SlsRegionId": "cn-hangzhou"
  },
  "Code": 200,
  "Success": true
}
```


## Error codes

For a list of error codes, visit the API Error Center.

# 1.12.3. DeleteLogMonitor

Deletes a log monitoring metric.

## Debugging

OpenAPI Explorer automatically calculates the signature value. For your convenience, we recommend that you call this operation in OpenAPI Explorer. OpenAPI Explorer dynamically generates the sample code of the operation for different SDKs.

## Request parameters

| Parameter | Type | Required | Example | Description |
| --- | --- | --- | --- | --- |
| Action | String | Yes | DeleteLogMonitor | The operation that you want to perform. Set the value to DeleteLogMonitor. |
| LogId | Long | Yes | 12345 | The ID returned by Log Service. |

## Response parameters

| Parameter | Type | Example | Description |
| --- | --- | --- | --- |
| Code | String | 200 | The HTTP status code.<br>**Note** The status code 200 indicates that the call was successful. |
| Message | String | metric not exist. | The returned message. |
| RequestId | String | 42BFFC2B-5E4D-4FDE-BCC6-E91EE33C5967 | The ID of the request. |
| Success | Boolean | true | Indicates whether the call was successful. Valid values:<br>• true: The call was successful.<br>• false: The call failed. |

## Examples

### Sample requests

```
http(s)://[Endpoint]/?Action=DeleteLogMonitor
&LogId=12345
&<Common request parameters>
```

### Sample success responses

`XML` format

```
<DeleteLogMonitorResponse>
          <RequestId>EBB5215C-44AB-4000-A2D7-48634FDC4F04</RequestId>
          <Success>true</Success>
          <Code>200</Code>
</DeleteLogMonitorResponse>
```

`JSON` format

```
{
    "RequestId": "EBB5215C-44AB-4000-A2D7-48634FDC4F04",
    "Success": "true",
    "Code": "200"
}
```

## Error codes

For a list of error codes, visit the API Error Center.

# 1.12.4. PutLogMonitor

Creates or modifies a log monitoring metric.

In the example of this topic, the `cpu_total` log monitoring metric is created. The response shows that the log monitoring metric is created and the metric ID is `16****`.

## Debugging

OpenAPI Explorer automatically calculates the signature value. For your convenience, we recommend that you call this operation in OpenAPI Explorer. OpenAPI Explorer dynamically generates the sample code of the operation for different SDKs.

## Request parameters

| Parameter | Type | Required | Example | Description |
|---|---|---|---|---|
| Action | String | Yes | PutLogMonitor | The operation that you want to perform. Set the value to PutLogMonitor. |
| Aggregates.N.Alias | String | Yes | Count | The alias of the aggregate function. Valid values of N: 1 to 10. |
| Aggregates.N.FieldName | String | Yes | sourceCount | The name of the field to be aggregated. Valid values of N: 1 to 10. |

| Parameter | Type | Required | Example | Description |
| --- | --- | --- | --- | --- |
| Aggregates.N.Function | String | Yes | count | The function that is used to aggregate the monitoring data of logs within an aggregation period. Valid values of N: 1 to 10. Valid values:<br>• count: counts the number.<br>• sum: calculates the total value.<br>• avg: calculates the average value.<br>• max: selects the maximum value.<br>• min: selects the minimum value.<br>• countps: calculates the counted number of the specified field divided by the total number of seconds of the aggregation period.<br>• sumps: calculates the total value of the specified field divided by the total number of seconds of the aggregation period.<br>• distinct: counts the number of logs where the specified field appears within the aggregation period. |
| MetricName | String | Yes | cpu_total | The name of the metric. For more information about the metrics for cloud services, see Appendix 1: Metrics. |
| SlsLogstore | String | Yes | test-logstore | The name of the Log Service Logstore. |
| SlsProject | String | Yes | test-project | The name of the Log Service project. |
| SlsRegionId | String | Yes | cn-hangzhou | The region in which the Log Service project resides. |
| ValueFilterRelation | String | Yes | and | The logical operator that is used between log filter conditions. Valid values:<br>• and<br>• or<br>**Note** The ValueFilterRelation and `ValueFilter.N.Key` parameters must be used in pair. |

| Parameter | Type | Required | Example | Description |
| --- | --- | --- | --- | --- |
| LogId | String | No | 16**** | The ID of the log monitoring metric. |
| GroupId | String | No | 7301**** | The ID of the application group. |
| MetricExpress | String | No | null | The extended field. The extended field allows you to perform basic operations on the aggregation results.<br>For example, if you have calculated TotalNumber and 5XXNumber by aggregating the data. TotalNumber indicates the total number of HTTP requests, and 5XXNumber indicates the number of HTTP requests whose status code is greater than 499. You can calculate the server error rate by adding the following formula to the extended field: 5XXNumber/TotalNumber*100.<br>JSON format: {"extend": {"errorPercent":"5XXNumber/TotalNumber*100"}}. Description:<br>• extend: required.<br>• errorPercent: the alias of the field generated in the calculation result. You can specify the alias as needed.<br>• 5XXNumber/TotalNumber*100: the calculation expression. |
| Groupbys.N.Alias | String | No | CPUUtilization | The alias of the dimension based on which the data is grouped. Valid values of N: 1 to 10. |
| Groupbys.N.FieldName | String | No | cpu | The name of the field that is specified as the dimension. Valid values of N: 1 to 10. |
| ValueFilter.N.Key | String | No | lh_source | The name of the log field that is used for matching in the filter condition. Valid values of N: 1 to 10. |

| Parameter | Type | Required | Example | Description |
| --- | --- | --- | --- | --- |
| ValueFilter.N.Operator | String | No | contain | The method that is used to match the field value. Valid values of N: 1 to 10. Valid values:<br>• `contain` : contains<br>• `notContain` : does not contain<br>• `>` : be greater than<br>• `<` : be less than<br>• `>=` : be greater than or equal to<br>• `<=` : be less than or equal to |
| ValueFilter.N.Value | String | No | test | The field value to be matched in the filter condition. Valid values of N: 1 to 10. |
| Tumblingwindows | String | No | 60,300 | The size of the tumbling window for calculation. Unit: seconds. CloudMonitor performs aggregation for each tumbling window. |
| Unit | String | No | Percent | The unit. |

For more information about common request parameters, see Common parameters.

## Response parameters

| Parameter | Type | Example | Description |
| --- | --- | --- | --- |
| Code | String | 200 | The HTTP status code.<br>**Note** The status code 200 indicates that the call is successful. |
| LogId | String | 16**** | The ID of the log monitoring metric. |
| Message | String | successful | The returned message.<br>• If the call is successful, the value `successful` is returned.<br>• If the call fails, an error message is returned. Example: `alias of aggreate must be set value.` |

| Parameter | Type | Example | Description |
| --- | --- | --- | --- |
| RequestId | String | 91561287-0802-5F9C-9BDE-404C50D41B06 | The ID of the request. |
| Success | Boolean | true | Indicates whether the call is successful. Valid values:<br>• true: The call is successful.<br>• false: The call fails. |

## Examples

### Sample requests

```
http(s)://[Endpoint]/?Action=PutLogMonitor
&Aggregates.1.Alias=Count
&Aggregates.1.FieldName=sourceCount
&Aggregates.1.Function=count
&MetricName=cpu_total
&SlsLogstore=test-logstore
&SlsProject=test-project
&SlsRegionId=cn-hangzhou
&ValueFilterRelation=and
&<Common request parameters>
```

### Sample success responses

`XML` format

```
<PutLogMonitorResponse>
   <Message>successful</Message>
   <RequestId>91561287-0802-5F9C-9BDE-404C50D41B06</RequestId>
   <Code>200</Code>
   <LogId>16****</LogId>
   <Success>true</Success>
</PutLogMonitorResponse>
```

`JSON` format

```
{
    "Message": "successful",
    "RequestId": "91561287-0802-5F9C-9BDE-404C50D41B06",
    "Code": 200,
    "LogId": "16****",
    "Success": true
}
```

## Error codes

| HttpCode | Error code | Error message | Description |
| --- | --- | --- | --- |
| 404 | ResourceNotFound | The specified resource is not found. | The error message returned because the specified resource is not found. |

For a list of error codes, visit the API Error Center.

# 1.13. Network Analysis and Monitoring

## 1.13.1. DisableSiteMonitors

Disables one or more site monitoring tasks.

### Debugging

OpenAPI Explorer automatically calculates the signature value. For your convenience, we recommend that you call this operation in OpenAPI Explorer. OpenAPI Explorer dynamically generates the sample code of the operation for different SDKs.

### Request parameters

| Parameter | Type | Required | Example | Description |
| --- | --- | --- | --- | --- |
| Action | String | Yes | DisableSiteMonitors | The operation that you want to perform. Set the value to DisableSiteMonitors. |
| TaskIds | String | Yes | 49f7b317-7645-4cc9-94fd-ea42e522****,49f7b317-7645-4cc9-94fd-ea42e522**** | The IDs of the site monitoring tasks. Separate multiple IDs with commas (,). |

### Response parameters

| Parameter | Type | Example | Description |
| --- | --- | --- | --- |
| Code | String | 200 | The status code.<br>**Note** The status code 200 indicates a success. |

| Parameter | Type | Example | Description |
| --- | --- | --- | --- |
| Data | Struct | | The number of detection points that were monitored by the site monitoring tasks. |
| count | Integer | 0 | The number of detection points. |
| Message | String | successful | The returned message. |
| RequestId | String | 3fcd12e7-d387-42ee-b77e-661c775bb17f | The ID of the request. |
| Success | String | true | Indicates whether the operation was successful. Valid values:<br>• true: successful.<br>• false: failed. |

## Examples

### Sample requests

```
http(s)://[Endpoint]/? Action=DisableSiteMonitors
&TaskIds=49f7b317-7645-4cc9-94fd-ea42e522****,49f7b317-7645-4cc9-94fd-ea42e522****
&<Common request parameters>
```

### Sample success responses

`XML` format

```
<DisableSiteMonitorsResponse>
   <Message>successful</Message>
   <RequestId>EC3F33C8-9149-493C-92A8-9B33A9DA951C</RequestId>
   <Data>
      <count>0</count>
   </Data>
   <Code>200</Code>
   <Success>true</Success>
</DisableSiteMonitorsResponse>
```

`JSON` format

```
{
 "Message": "successful",
 "RequestId": "EC3F33C8-9149-493C-92A8-9B33A9DA951C",
 "Data": {
  "count": 0
 },
 "Code": "200",
 "Success": true
}
```

## Error codes

For a list of error codes, visit the API Error Center.

# 1.13.2. DescribeSiteMonitorQuota

Queries the quotas and version of site monitoring.

## Debugging

OpenAPI Explorer automatically calculates the signature value. For your convenience, we recommend that you call this operation in OpenAPI Explorer. OpenAPI Explorer dynamically generates the sample code of the operation for different SDKs.

## Request parameters

| Parameter | Type | Required | Example | Description |
|---|---|---|---|---|
| Action | String | Yes | DescribeSiteMonitorQuota | The operation that you want to perform. Set the value to DescribeSiteMonitorQuota. |

## Response parameters

| Parameter | Type | Example | Description |
|---|---|---|---|
| Code | String | 200 | The HTTP status code.<br>**Note** The status code 200 indicates that the call was successful. |
| Data | Struct | N/A | The quotas and version of site monitoring. |
| SecondMonitor | Boolean | false | Indicates whether the second-level monitoring is enabled. Valid values:<br>• true<br>• false |

| Parameter | Type | Example | Description |
| --- | --- | --- | --- |
| SiteMonitorIdcQuota | Integer | 5 | The quota of detection points that are provided by Alibaba Cloud. Five detection points are provided for free. |
| SiteMonitorOperatorQuotaQuota | Integer | 0 | The quota of detection points that are not provided by Alibaba Cloud. Default value: 0. |
| SiteMonitorQuotaTaskUsed | Integer | 6 | The used quota of site monitoring tasks. |
| SiteMonitorTaskQuota | Integer | 10 | The quota of site monitoring tasks. |
| SiteMonitorVersion | String | V1 | The version of site monitoring. Valid values:<br>• V1<br>• V2 |
| Message | String | success | The returned message. |
| RequestId | String | 26860260-76C6-404E-AB7A-EB98D36A6885 | The ID of the request. |
| Success | String | true | Indicates whether the call was successful. Valid values:<br>• true: The call was successful.<br>• false: The call failed. |

## Examples

### Sample requests

```
http(s)://[Endpoint]/?Action=DescribeSiteMonitorQuota
&<Common request parameters>
```

### Sample success responses

`XML` format

```
<DescribeSiteMonitorQuotaResponse>
          <Message>success</Message>
          <RequestId>C1359088-B0D3-4344-BA51-FB920425D836</RequestId>
          <Data>
                <SiteMonitorVersion>V2</SiteMonitorVersion>
                <SiteMonitorQuotaTaskUsed>2</SiteMonitorQuotaTaskUsed>
                <SecondMonitor>false</SecondMonitor>
                <SiteMonitorOperatorQuotaQuota>0</SiteMonitorOperatorQuotaQuota>
                <SiteMonitorTaskQuota>100</SiteMonitorTaskQuota>
                <SiteMonitorIdcQuota>5</SiteMonitorIdcQuota>
          </Data>
          <Code>200</Code>
          <Success>true</Success>
</DescribeSiteMonitorQuotaResponse>
```

`JSON` format

```
{
    "Message":"success",
    "RequestId": "C1359088-B0D3-4344-BA51-FB920425D836",
    "Data": {
        "SiteMonitorVersion": "V2",
        "SiteMonitorQuotaTaskUsed": 2,
        "SecondMonitor": false,
        "SiteMonitorOperatorQuotaQuota": 0,
        "SiteMonitorTaskQuota": 100,
        "SiteMonitorIdcQuota": 5
    },
    "Code": "200",
    "Success": true
}
```

## Error codes

For a list of error codes, visit the API Error Center.

# 1.13.3. DescribeSiteMonitorAttribute

Queries the details of a site monitoring task.

This topic provides an example on how to query the details of a site monitoring task whose ID is `cc641dff-c19d-45f3-ad0a-818a0c4f****`. The returned result indicates that the task name is `test123`, the address that is monitored by the task is `https://aliyun.com`, and the name of the carrier is `Alibaba`.

## Debugging

OpenAPI Explorer automatically calculates the signature value. For your convenience, we recommend that you call this operation in OpenAPI Explorer. OpenAPI Explorer dynamically generates the sample code of the operation for different SDKs.

## Request parameters

| Parameter | Type | Required | Example | Description |
| --- | --- | --- | --- | --- |
| Action | String | Yes | DescribeSiteMonitorAttribute | The operation that you want to perform. Set the value to DescribeSiteMonitorAttribute. |
| TaskId | String | Yes | cc641dff-c19d-45f3-ad0a-818a0c4f**** | The ID of the site monitoring task. |
| IncludeAlert | Boolean | No | false | Specifies whether to return the information of the alert rules that are configured for the site monitoring task. Valid values:<br>• true: The system returns the information of the alert rules that are configured for the site monitoring task.<br>• false: The system does not return the information of the alert rules that are configured for the site monitoring task. Default value: false. |

For more information about common request parameters, see Common parameters.

## Response parameters

| Parameter | Type | Example | Description |
| --- | --- | --- | --- |
| RequestId | String | D17DF650-7EBD-54D0-903A-1D4E624D7402 | The ID of the request. |
| Code | String | 200 | The HTTP status code.<br>Note The status code 200 indicates that the call was successful. |
| Success | Boolean | true | Indicates whether the call was successful. Valid values:<br>• true: The call was successful.<br>• false: The call failed. |
| SiteMonitors | Struct | | The details of the site monitoring task. |

| Parameter | Type | Example | Description |
| --- | --- | --- | --- |
| Address | String | https://aliyun.com | The address that is monitored by the site monitoring task. |
| Interval | String | 1 | The interval at which the site monitoring task is executed. Unit: minutes. Valid values: 1, 5, 15, 30, and 60. |
| IspCities | Array of IspCity | | The information of detection points. The information includes the carriers that provide the detection points and the cities where the detection points reside. |
| IspCity | | | |
| City | String | 738 | The ID of the city. |
| CityName | String | Beijing | The name of the city. |
| Isp | String | 465 | The ID of the carrier. |
| IspName | String | Alibaba | The name of the carrier. |
| OptionJson | Struct | | The extended options of the site monitoring task. The options vary based on the specified protocol. For more information, see CreateSiteMonitor. |
| attempts | Long | 3 | The number of retries after a DNS failure occurred. |
| authentication | Integer | 1 | Indicates whether the security authentication feature is enabled. Valid values:<br>• 0: The security authentication feature is disabled.<br>• 1: The security authentication feature is enabled. |
| cookie | String | lang=en | The cookie of the HTTP request. |

| Parameter | Type | Example | Description |
| --- | --- | --- | --- |
| dns_match_rule | String | IN_DNS | The relationship between the list of expected aliases or IP addresses and the list of DNS results. Valid values:<br>• IN_DNS: The list of expected values is a subset of the list of DNS results.<br>• DNS_IN: The list of DNS results is a subset of the list of expected values.<br>• EQUAL: The list of DNS results is the same as the list of expected values.<br>• ANY: The list of DNS results intersects with the list of expected values. |
| dns_server | String | 192.168.XX.XX | The IP address of the DNS server.<br>**Note** This parameter is returned only if the TaskType parameter is set to DNS. |
| dns_type | String | A | The type of the DNS record. This parameter is returned only if the TaskType parameter is set to DNS. Valid values:<br>• A: The default name. This value indicates a record that specifies an IP address related to the specified host name or domain name.<br>• CNAME: a record that maps multiple domain names to a domain name.<br>• NS: a record that specifies a DNS server used to parse domain names.<br>• MX: a record that links domain names to the address of a mail server.<br>• TXT: a record that stores the text information of host name or domain names. The text must be 1 to 512 bytes in length. The TXT record serves as a Sender Policy Framework (SPF) record to fight against spam. |
| expect_value | String | dns_server | The domain name or alias to be parsed.<br>**Note** This parameter is returned only if the TaskType parameter is set to DNS. |

| Parameter | Type | Example | Description |
| --- | --- | --- | --- |
| failure_rate | Float | 0.4 | The packet loss rate.<br>**Note** This parameter is returned only if the TaskType parameter is set to PING. |
| header | String | testKey:testValue | The header of the HTTP request. |
| http_method | String | get | The HTTP request method. Valid values:<br>• get<br>• post<br>• head |
| isBase64Encode | String | true | Indicates whether the value of the `password` parameter is encoded in Base64.<br>• true: The value of the password parameter is encoded in Base64.<br>• false: The value of the password parameter is not encoded in Base64. |
| match_rule | Integer | 1 | Indicates whether the alert rule is included. Valid values:<br>• 0: The alert rule is included.<br>• 1: The alert rule is not included. |
| password | String | 123**** | The password of the SMTP, POP3, or FTP protocol. |
| ping_num | Integer | 29 | The heartbeat of the PING protocol. |
| port | Integer | 110 | The port number of the TCP, UDP, SMTP, or POP3 protocol. |
| protocol | String | TCP | The protocol that is used to send the request. |
| request_content | String | aa=bb | The content of the HTTP request. |

| Parameter | Type | Example | Description |
| --- | --- | --- | --- |
| request_format | String | txt | The format of the HTTP request. Valid values:<br>• hex: hexadecimal<br>• txt: text |
| response_content | String | txt | The response to the HTTP request. |
| response_format | String | txt | The format of the response. Valid values:<br>• hex: hexadecimal<br>• txt: text |
| time_out | Long | 3 | The timeout period. Unit: milliseconds. |
| username | String | testUser | The username of the FTP, SMTP, or POP3 protocol. |
| TaskId | String | cc641dff-c19d-45f3-ad0a-818a0c4f**** | The ID of the site monitoring task. |
| TaskName | String | test123 | The name of the site monitoring task. |
| TaskState | String | 1 | The status of the site monitoring task. Valid values:<br>• 1: The task is enabled.<br>• 2: The task is disabled. |
| TaskType | String | HTTP | The protocol that is used by the site monitoring task. Valid values: HTTP, HTTPS, PING, TCP, UDP, DNS, SMTP, POP3, and FTP. |
| MetricRules | Array of MetricRule | | The information of the alert rules that are configured for the site monitoring task. |
| MetricRule | | | |
| ActionEnable | String | true | Indicates whether the alert rule is enabled. Valid values:<br>• true: The alert rule is enabled.<br>• false: The alert rule is disabled. |

| Parameter | Type | Example | Description |
| --- | --- | --- | --- |
| AlarmActions | String | CloudMonitor | The alert contact group to which alert notifications are sent. |
| ComparisonOperator | String | GreaterThanYesterday | The comparison operator that is used in the alert rule. Valid values:<br>• `>=`<br>• `>`<br>• `<=`<br>• `<`<br>• `=`<br>• `!=`<br>• GreaterThanYesterday: greater than the metric value at the same time yesterday<br>• LessThanYesterday: less than the metric value at the same time yesterday<br>• GreaterThanLastWeek: greater than the metric value at the same time last week<br>• LessThanLastWeek: less than the metric value at the same time last week<br>• GreaterThanLastPeriod: greater than the metric value in the last monitoring cycle<br>• LessThanLastPeriod: less than the metric value in the last monitoring cycle |
| Dimensions | String | [{"taskId": "cc641dff-c19d-45f3-ad0a-818a0c4f****" }] | The dimension of the alert rule. |
| EvaluationCount | String | 3 | The consecutive number of times for which the metric value is measured before an alert is triggered. |
| Expression | String | $Availability=30 | The expression that is used to trigger alerts. |
| Level | String | 2 | The severity of the alert. Valid values:<br>• 1: critical<br>• 2: warning<br>• 3: information |
| MetricName | String | Availability | The name of the metric. |

| Parameter | Type | Example | Description |
| --- | --- | --- | --- |
| Namespace | String | acs_networkmonitor | The namespace of the cloud service. |
| OkActions | String | [ "CloudMonitor"] | The alert contact groups to which alert notifications are sent. |
| Period | String | 15s | The interval at which the monitoring data is queried. The value is the same as the interval at which metric data is reported. Unit: seconds.<br>**Note** If you specify a statistical period for the alert rule, raw data is queried based on the statistical period. |
| RuleId | String | bf071ae_7b7aec3817b0fdf**** | The ID of the alert rule. |
| RuleName | String | rule1 | The name of the alert rule. |
| StateValue | String | OK | The status of the alert. Valid values:<br>• OK: normal.<br>• ALARM: The alert is triggered. |
| Statistics | String | Availability | The statistical method of the alert rule. Valid values:<br>• Availability: the percentage of available detection points<br>• AvailableNumber: the number of available detection points<br>• ErrorCodeMaximum: a status code for an alert<br>• ErrorCodeMinimum: all status codes for a set of alerts<br>• Average: response time |
| Threshold | String | 30 | The alert threshold. |
| Message | String | successful | The returned message. |

## Examples

Sample requests

```
http(s)://[Endpoint]/?Action=DescribeSiteMonitorAttribute
&TaskId=cc641dff-c19d-45f3-ad0a-818a0c4f****
&<Common request parameters>
```

Sample success responses

`XML` format

```
<DescribeSiteMonitorAttributeResponse>
   <MetricRules>
      <MetricRule>
         <ComparisonOperator>GreaterThanYesterday</ComparisonOperator>
         <RuleId>bf071ae_7b7aec3817b0fdf****</RuleId>
         <Period>15s</Period>
         <EvaluationCount>3</EvaluationCount>
         <Dimensions>
            <taskId>cc641dff-c19d-45f3-ad0a-818a0c4f****</taskId>
         </Dimensions>
         <Statistics>Availability</Statistics>
         <Namespace>acs_networkmonitor</Namespace>
         <AlarmActions>CloudMonitor</AlarmActions>
         <MetricName>Availability</MetricName>
         <OkActions>CloudMonitor</OkActions>
         <Expression>$Availability=30</Expression>
         <ActionEnable>true</ActionEnable>
         <StateValue>OK</StateValue>
         <Level>2</Level>
         <RuleName>rule1</RuleName>
         <Threshold>30</Threshold>
      </MetricRule>
   </MetricRules>
   <Message>successful</Message>
   <RequestId>D17DF650-7EBD-54D0-903A-1D4E624D7402</RequestId>
   <Code>200</Code>
   <Success>true</Success>
   <SiteMonitors>
      <OptionJson>
         <time_out>30000</time_out>
         <http_method>get</http_method>
      </OptionJson>
      <TaskId>cc641dff-c19d-45f3-ad0a-818a0c4f****</TaskId>
      <Address>https://aliyun.com</Address>
      <TaskName>test123</TaskName>
      <TaskType>HTTP</TaskType>
      <IspCities>
         <IspCity>
            <IspName>Alibaba</IspName>
            <Isp>465</Isp>
            <CityName>Beijing</CityName>
            <City>738</City>
         </IspCity>
      </IspCities>
      <TaskState>1</TaskState>
      <Interval>1</Interval>
   </SiteMonitors>
</DescribeSiteMonitorAttributeResponse>
```

`JSON` format

```
{
    "MetricRules": {
```

```
        "MetricRule": [
            {
                "ComparisonOperator": "GreaterThanYesterday",
                "RuleId": "bf071ae_7b7aec3817b0fdf****",
                "Period": "15s",
                "EvaluationCount": 3,
                "Dimensions": [
                    {
                        "taskId": "cc641dff-c19d-45f3-ad0a-818a0c4f****"
                    }
                ],
                "Statistics": "Availability",
                "Namespace": "acs_networkmonitor",
                "AlarmActions": [
                    "CloudMonitor"
                ],
                "MetricName": "Availability",
                "OkActions": [
                    "CloudMonitor"
                ],
                "Expression": "$Availability=30",
                "ActionEnable": true,
                "StateValue": "OK",
                "Level": 2,
                "RuleName": "rule1",
                "Threshold": "30"
            }
        ]
    },
    "Message": "successful",
    "RequestId": "D17DF650-7EBD-54D0-903A-1D4E624D7402",
    "Code": "200",
    "Success": true,
    "SiteMonitors": {
        "OptionJson": {
            "time_out": 30000,
            "http_method": "get"
        },
        "TaskId": "cc641dff-c19d-45f3-ad0a-818a0c4f****",
        "Address": "https://aliyun.com",
        "TaskName": "test123",
        "TaskType": "HTTP",
        "IspCities": {
            "IspCity": [
                {
                    "IspName": "Alibaba",
                    "Isp": "465",
                    "CityName": "Beijing",
                    "City": "738"
                }
            ]
        },
        "TaskState": 1,
        "Interval": 1
    }
```

```
        }
}
```

## Error codes

For a list of error codes, visit the API Error Center.

# 1.13.4. DeleteSiteMonitors

Deletes one or more site monitoring tasks.

## Debugging

OpenAPI Explorer automatically calculates the signature value. For your convenience, we recommend that you call this operation in OpenAPI Explorer. OpenAPI Explorer dynamically generates the sample code of the operation for different SDKs.

## Request parameters

| Parameter | Type | Required | Example | Description |
|---|---|---|---|---|
| Action | String | Yes | DeleteSiteMonitors | The operation that you want to perform. Set the value to DeleteSiteMonitors. |
| TaskIds | String | Yes | 01adacc2-ece5-41b6-afa2-3143ab5d****,43bd1ead-514f-4524-813e-228ce091**** | The IDs of the site monitoring tasks to delete. Separate multiple task IDs with commas (,). |
| IsDeleteAlarms | Boolean | No | true | Specifies whether to delete the alert rules configured for the site monitoring tasks to delete. Default value: true. Valid values:<br>• true<br>• false |

## Response parameters

| Parameter | Type | Example | Description |
|---|---|---|---|
| Code | String | 200 | The HTTP status code.<br>**Note** The status code 200 indicates that the call was successful. |

| Parameter | Type | Example | Description |
| --- | --- | --- | --- |
| Data | Struct | N/A | The information about the site monitoring tasks that were deleted. |
| count | Integer | 0 | The number of the site monitoring tasks that were deleted. |
| Message | String | success | The returned message. If the call was successful, the value success is returned. If the call failed, an error message such as `TaskId not found` is returned. |
| RequestId | String | 123BCC5D-8B63-48EA-B747-9A8995BE7AA6 | The ID of the request. |
| Success | String | true | Indicates whether the call was successful. The value true indicates a success. The value false indicates a failure. |

## Examples

### Sample requests

```
http(s)://[Endpoint]/?Action=DeleteSiteMonitors
&TaskIds=01adacc2-ece5-41b6-afa2-3143ab5d****,43bd1ead-514f-4524-813e-228ce091****
&<Common request parameters>
```

### Sample success responses

`XML` format

```
<DeleteSiteMonitorsResponse>
        <Data>
            <count>0</count>
        </Data>
        <Message>success</Message>
        <RequestId>123BCC5D-8B63-48EA-B747-9A8995BE7AA6</RequestId>
        <Success>true</Success>
        <Code>200</Code>
<DeleteSiteMonitorsResponse>
```

`JSON` format

```
{
  "Data": {
    "count": 0
  },
  "Message":"success",
  "RequestId": "123BCC5D-8B63-48EA-B747-9A8995BE7AA6",
  "Success": true,
  "Code": "200"
}
```

## Error codes

For a list of error codes, visit the API Error Center.

# 1.13.5. DescribeSiteMonitorISPCityList

Queries the detection points that can be used to create site monitoring tasks. These detection points belong to a carrier.

This topic provides an example on how to query the detection points that belong to the carrier China Unicom and the city is Guiyang.

## Debugging

OpenAPI Explorer automatically calculates the signature value. For your convenience, we recommend that you call this operation in OpenAPI Explorer. OpenAPI Explorer dynamically generates the sample code of the operation for different SDKs.

## Request parameters

| Parameter | Type | Required | Example | Description |
|---|---|---|---|---|
| Action | String | Yes | DescribeSiteMonitorISPCityList | The operation that you want to perform. Set the value to DescribeSiteMonitorISPCityList. |
| Isp | String | No | China Unicom | The name or ID of the carrier.<br>**Note** Carrier names support fuzzy match. |
| City | String | No | Guiyang | The name or ID of the city.<br>**Note** City names support fuzzy match. |

| Parameter | Type | Required | Example | Description |
| --- | --- | --- | --- | --- |
| IPV6 | Boolean | No | true | Specifies whether to query IPv6 probes. Valid values:<br>• true (default value): IPv6 probes are queried.<br>• false: IPv6 probes are not queried. |
| IPV4 | Boolean | No | true | Specifies whether to query IPv4 probes. Valid values:<br>• true (default value): IPv4 probes are queried.<br>• false: IPv4 probes are not queried. |

For more information about common request parameters, see Common parameters.

## Response parameters

| Parameter | Type | Example | Description |
| --- | --- | --- | --- |
| Code | String | 200 | The HTTP status code.<br>Note The status code 200 indicates that the call was successful. |
| RequestId | String | B35D7D84-547B-4E61-B909-48A1F8A0C756 | The ID of the request. |
| Message | String | successful | The returned message. |
| IspCityList | Array of IspCity | | The detection points. |
| IspCity | | | |
| Area.en | String | XiNan | The area. |
| Area.zh_CN | String | Southwest China | The area.<br>Note This parameter can be returned only on the China site (aliyun.com). |

| Parameter | Type | Example | Description |
| --- | --- | --- | --- |
| City | String | 4 | The ID of the city. |
| CityName.en | String | Guiyang | The name of the city. |
| CityName.zh_CN | String | Guiyang | The name of the city.<br>**Note** This parameter can be returned only on the China site (aliyun.com). |
| Country | String | 629 | The code of the country. |
| Country.en | String | China | The name of the country. |
| Country.zh_CN | String | China | The name of the country.<br>**Note** This parameter can be returned only on the China site (aliyun.com). |
| IPPool | List | ["192.68.XX.XX","192.68.XX.XX"] | The IP address pool. |
| IPV4ProbeCount | String | 4 | The number of IPv4 probes. |
| IPV6ProbeCount | String | 3 | The number of IPv6 probes. |
| Isp | String | 232 | The ID of the carrier. |
| IspName.en | String | China-Unicom | The name of the carrier. |
| IspName.zh_CN | String | China Unicom | The name of the carrier.<br>**Note** This parameter can be returned only on the China site (aliyun.com). |

| Parameter | Type | Example | Description |
| --- | --- | --- | --- |
| Region | String | 264 | The code of the province. |
| Region.en | String | Guizhou | The name of the province. |
| Region.zh_CN | String | Guizhou | The name of the province.<br>**Note** This parameter can be returned only on the China site (aliyun.com). |
| Success | String | true | Indicates whether the call was successful. Valid values:<br>• true: The call was successful.<br>• false: The call failed. |

## Examples

### Sample requests

```
http(s)://[Endpoint]/?Action=DescribeSiteMonitorISPCityList
&Isp= China Unicom
&City= Guiyang
&<Common request parameters>
```

### Sample success responses

`XML` format

```
<DescribeSiteMonitorISPCityListResponse>
   <Message>successful</Message>
   <RequestId>B35D7D84-547B-4E61-B909-48A1F8A0C756</RequestId>
   <Code>200</Code>
   <Success>true</Success>
   <IspCityList>
      <IspCity>
         <Country.zh_CN>China</Country.zh_CN>
         <Area.zh_CN>Southwest China</Area.zh_CN>
         <CityName.en>Guiyang</CityName.en>
         <IPV4ProbeCount>4</IPV4ProbeCount>
         <Isp>232</Isp>
         <City>4</City>
         <IspName.en>China-Unicom</IspName.en>
         <Country.en>China</Country.en>
         <IPV6ProbeCount>0</IPV6ProbeCount>
         <CityName.zh_CN>Guiyang</CityName.zh_CN>
         <Area.en>XiNan</Area.en>
         <Region.zh_CN>Guizhou</Region.zh_CN>
         <APIProbeCount>0</APIProbeCount>
         <Region>264</Region>
         <Country>629</Country>
         <IspName.zh_CN>China Unicom</IspName.zh_CN>
         <Region.en>Guizhou</Region.en>
         <IPPool>
            <IPPool>192.168.XX.XX</IPPool>
            <IPPool>192.168.XX.XX</IPPool>
         </IPPool>
      </IspCity>
   </IspCityList>
</DescribeSiteMonitorISPCityListResponse>
```

`JSON` format

```
{
    "Message": "successful",
    "RequestId": "B35D7D84-547B-4E61-B909-48A1F8A0C756",
    "Code": "200",
    "Success": true,
    "IspCityList": {
        "IspCity": [
            {
                "Country.zh_CN": "China",
                "Area.zh_CN": "Southwest China",
                "CityName.en": "Guiyang",
                "IPV4ProbeCount": 4,
                "Isp": "232",
                "City": "4",
                "IspName.en": "China-Unicom",
                "Country.en": "China",
                "IPV6ProbeCount": 0,
                "CityName.zh_CN": "Guiyang",
                "Area.en": "XiNan",
                "Region.zh_CN": "Guizhou",
                "APIProbeCount": 0,
                "Region": "264",
                "Country": "629",
                "IspName.zh_CN": "China Unicom",
                "Region.en": "Guizhou",
                "IPPool": {
                    "IPPool": [
                        "192.168.XX.XX",
                        "192.168.XX.XX"
                    ]
                }
            }
        ]
    }
}
```


## Error codes

For a list of error codes, visit the API Error Center.

# 1.13.6. DescribeSiteMonitorData

Queries the fine-grained monitoring data of a site monitoring task.

## Debugging

OpenAPI Explorer automatically calculates the signature value. For your convenience, we recommend that you call this operation in OpenAPI Explorer. OpenAPI Explorer dynamically generates the sample code of the operation for different SDKs.

## Request parameters

| Parameter | Type | Required | Example | Description |
| --- | --- | --- | --- | --- |
| Action | String | Yes | DescribeSiteMonitorData | The operation that you want to perform. Set the value to DescribeSiteMonitorData. |
| MetricName | String | Yes | Availability | The name of the metric. Valid values:<br>• Availability<br>• ResponseTime |
| TaskId | String | Yes | 49f7b317-7645-4cc9-94fd-ea42e522**** | The ID of the site monitoring task. |
| Type | String | No | metric | The type of the monitored object whose monitoring data is to be queried. Valid values:<br>• metric<br>• event |
| StartTime | String | No | 1551579637000 | The beginning of the time range for the query. Supported formats:<br>• UNIX timestamp: The value is a UNIX timestamp representing the number of milliseconds that have elapsed since the epoch time January 1, 1970, 00:00:00 UTC.<br>• Time format: The value is in the YYYY-MM-DDThh:mm:ssZ format. |
| EndTime | String | No | 1551581437000 | The end of the time range for the query. Supported formats:<br>• UNIX timestamp: The value is a UNIX timestamp representing the number of milliseconds that have elapsed since the epoch time January 1, 1970, 00:00:00 UTC.<br>• Time format: The value is in the YYYY-MM-DDThh:mm:ssZ format. |

| Parameter | Type | Required | Example | Description |
| --- | --- | --- | --- | --- |
| Period | String | No | 60 | The interval at which monitoring data is returned. The value is an integral multiple of 60. Unit: seconds.<br>**Note** The default value equals the minimum interval at which detection requests are sent to the monitored address. |
| NextToken | String | No | 49f7b317-7645-4cc9-94fd-ea42e5220930ea42e5220930ea42e522**** | The pagination cursor. |
| Length | Integer | No | 1000 | The number of data points to return. |

## Response parameters

| Parameter | Type | Example | Description |
| --- | --- | --- | --- |
| RequestId | String | 3febb181-0d98-4af9-8b04-7faf36b048b9 | The ID of the request. |
| Code | String | 200 | The HTTP status code.<br>**Note** The status code 200 indicates that the call was successful. |
| Success | String | true | Indicates whether the call was successful. The value true indicates a success. The value false indicates a failure. |
| NextToken | String | ea42e5220930ea42e522**** | The pagination cursor. |
| Data | String | [{"Maximum":247,"Mimimum":61,"Average":154,"userId":"127067667954****","taskId":"49f7b317-7645-4cc9-94fd-ea42e522****","timestamp":1551581760000}] | The returned monitoring data. |

| Parameter | Type | Example | Description |
| --- | --- | --- | --- |
| Message | String | Successful | The returned message. |

The returned data contains a JSON string that may consist of several or all of the following parameters:

- Error4XXRate: the percentage of detection results with 4XX status codes.
- Error6XXRate: the percentage of detection results with 6XX status codes.
- Error5XXRate: the percentage of detection results with 5XX status codes.
- Error4XXNumber: the number of detection results with 4XX status codes.
- Error5XXNumber: the number of detection results with 5XX status codes.
- Error6XXNumber: the number of detection results with 6XX status codes.
- Over5totalTime: the percentage of detection requests to which the response time exceeds 5,000 ms.
- Over3totalTime: the percentage of detection requests to which the response time exceeds 3,000 ms.
- Over2totalTime: the percentage of detection requests to which the response time exceeds 2,000 ms.
- Over10FailureRate: the percentage of detection points whose failure rate of detection requests exceeds 10%.
- Over100FailureRate: the percentage of detection points whose failure rate of detection requests exceeds 99%.
- Over30FailureRate: the percentage of detection points whose failure rate of detection requests exceeds 30%.
- Over50FailureRate: the percentage of detection points whose failure rate of detection requests exceeds 50%.
- Over80FailureRate: the percentage of detection points whose failure rate of detection requests exceeds 80%.
- Over90FailureRate: the percentage of detection points whose failure rate of detection requests exceeds 90%.
- Over400NumberRate: the percentage of detection results with status codes that are greater than 400.
- Over400NumberRate: the percentage of detection results with status codes that are greater than 500.
- AvailableNumber: the number of detection results in which the status code is smaller than 400.
- UnavailableNumber: the number of detection results in which the status code is greater than 399.
- Availability: the percentage of detection results in which the status code is smaller than 400.
- Unavailability: the percentage of detection results in which the status code is greater than 399.
- ErrorCodeMaximum: the maximum error code in the detection results that were returned in a specific period. Assume that five status codes are returned in a minute after detection requests are sent from five detection points. The status code in four detection results is 200 and that in one detection result is 404. In this case, the maximum error code is 404.
- ErrorCodeMinimum: the minimum error code in the detection results returned in a monitoring period. Assume that five status codes are returned in a minute after detection requests are sent from five detection points. The status code in four detection results is 200 and that in one detection result is 404. In this case, the minimum error code is 200.

> **Note** We recommend that you use the AvailableNumber, UnavailableNumber, Availability, Unavailability, ErrorCodeMaximum, or ErrorCodeMinimum metric, whose value is easy to calculate.

## Examples

### Sample requests

```
http(s)://[Endpoint]/? Action=DescribeSiteMonitorData
&MetricName=Availability
&TaskId=49f7b317-7645-4cc9-94fd-ea42e522****
&<Common request parameters>
```

### Sample success responses

`XML` format

```
<DescribeSiteMonitorData>
    <Data>
       <Over5totalTime>0</Over5totalTime>
       <Error4XXRate>0</Error4XXRate>
       <UnavailableNumber>0</UnavailableNumber>
       <Over2totalTime>0</Over2totalTime>
       <timestamp>1551581040000</timestamp>
       <Over100FailureRate>0</Over100FailureRate>
       <Over10FailureRate>0</Over10FailureRate>
       <Availability>100</Availability>
       <Over80FailureRate>0</Over80FailureRate>
       <userId>123****</userId>
       <AvailableNumber>2</AvailableNumber>
       <Unavailability>0</Unavailability>
       <ErrorCodeMaximum>0</ErrorCodeMaximum>
       <Over10totalTime>0</Over10totalTime>
       <taskId>49f7b317-7645-4cc9-94fd-1****</taskId>
       <Over30FailureRate>0</Over30FailureRate>
       <Error6XXRate>0</Error6XXRate>
       <Over500NumberRate>0</Over500NumberRate>
       <Over3totalTime>0</Over3totalTime>
       <Over400NumberRate>0</Over400NumberRate>
       <Error5XXRate>0</Error5XXRate>
       <Error5XXNumber>0</Error5XXNumber>
       <Over90FailureRate>0</Over90FailureRate>
       <Error4XXNumber>0</Error4XXNumber>
       <Over50FailureRate>0</Over50FailureRate>
       <ErrorCodeMinimum>0</ErrorCodeMinimum>
       <Error6XXNumber>0</Error6XXNumber>
    </Data>
    <Data>
       <Over5totalTime>0</Over5totalTime>
       <Error4XXRate>0</Error4XXRate>
       <UnavailableNumber>0</UnavailableNumber>
       <Over2totalTime>0</Over2totalTime>
       <timestamp>1551581100000</timestamp>
       <Over100FailureRate>0</Over100FailureRate>
```

```
        <Over10FailureRate>0</Over10FailureRate>
        <Availability>100</Availability>
        <Over80FailureRate>0</Over80FailureRate>
        <userId>12345</userId>
        <AvailableNumber>2</AvailableNumber>
        <Unavailability>0</Unavailability>
        <ErrorCodeMaximum>0</ErrorCodeMaximum>
        <Over10totalTime>0</Over10totalTime>
        <taskId>49f7b317-7645-4cc9-94fd-1****</taskId>
        <Over30FailureRate>0</Over30FailureRate>
        <Error6XXRate>0</Error6XXRate>
        <Over500NumberRate>0</Over500NumberRate>
        <Over3totalTime>0</Over3totalTime>
        <Over400NumberRate>0</Over400NumberRate>
        <Error5XXRate>0</Error5XXRate>
        <Error5XXNumber>0</Error5XXNumber>
        <Over90FailureRate>0</Over90FailureRate>
        <Error4XXNumber>0</Error4XXNumber>
        <Over50FailureRate>0</Over50FailureRate>
        <ErrorCodeMinimum>0</ErrorCodeMinimum>
        <Error6XXNumber>0</Error6XXNumber>
    </Data>
    <RequestId>DBDEAC51-EA3C-4853-8F25-6B48D38A28A9</RequestId>
    <Success>true</Success>
    <Code>200</Code>
</DescribeSiteMonitorData>
```

`JSON` format

```
{
    "Data": [
        {
            "Over5totalTime": 0,
            "Error4XXRate": 0,
            "UnavailableNumber": 0,
            "Over2totalTime": 0,
            "timestamp": 1551581040000,
            "Over100FailureRate": 0,
            "Over10FailureRate": 0,
            "Availability": 100,
            "Over80FailureRate": 0,
            "userId": "123****",
            "AvailableNumber": 2,
            "Unavailability": 0,
            "ErrorCodeMaximum": 0,
            "Over10totalTime": 0,
            "taskId": "49f7b317-7645-4cc9-94fd-1****",
            "Over30FailureRate": 0,
            "Error6XXRate": 0,
            "Over500NumberRate": 0,
            "Over3totalTime": 0,
            "Over400NumberRate": 0,
            "Error5XXRate": 0,
            "Error5XXNumber": 0,
```

```
            "Over90FailureRate": 0,
            "Error4XXNumber": 0,
            "Over50FailureRate": 0,
            "ErrorCodeMinimum": 0,
            "Error6XXNumber": 0
        },
        {
            "Over5totalTime": 0,
            "Error4XXRate": 0,
            "UnavailableNumber": 0,
            "Over2totalTime": 0,
            "timestamp": 1551581100000,
            "Over100FailureRate": 0,
            "Over10FailureRate": 0,
            "Availability": 100,
            "Over80FailureRate": 0,
            "userId": "12345",
            "AvailableNumber": 2,
            "Unavailability": 0,
            "ErrorCodeMaximum": 0,
            "Over10totalTime": 0,
            "taskId": "49f7b317-7645-4cc9-94fd-1****",
            "Over30FailureRate": 0,
            "Error6XXRate": 0,
            "Over500NumberRate": 0,
            "Over3totalTime": 0,
            "Over400NumberRate": 0,
            "Error5XXRate": 0,
            "Error5XXNumber": 0,
            "Over90FailureRate": 0,
            "Error4XXNumber": 0,
            "Over50FailureRate": 0,
            "ErrorCodeMinimum": 0,
            "Error6XXNumber": 0
        }
    ],
    "RequestId": "DBDEAC51-EA3C-4853-8F25-6B48D38A28A9",
    "Success": true,
    "Code": "200"
}
```


## Error codes

For a list of error codes, visit the API Error Center.

# 1.13.7. DescribeSiteMonitorStatistics

Queries the statistics of a specified metric for a specified site monitoring task.

This topic provides an example to show how to query the statistics of the `Availability` metric for a site monitoring task whose ID is `ef4cdc8b-9dc7-43e7-810e-f950e56c****`. The result indicates that the availability rate of the site is `100%`.

## Debugging

OpenAPI Explorer automatically calculates the signature value. For your convenience, we recommend that you call this operation in OpenAPI Explorer. OpenAPI Explorer dynamically generates the sample code of the operation for different SDKs.

## Request parameters

| Parameter | Type | Required | Example | Description |
|---|---|---|---|---|
| Action | String | Yes | DescribeSiteMonitorStatistics | The operation that you want to perform. Set the value to DescribeSiteMonitorStatistics. |
| MetricName | String | Yes | Availability | The name of the metric. Valid values:<br>• Availability<br>• ErrorRate<br>• ResponseTime |
| TaskId | String | Yes | ef4cdc8b-9dc7-43e7-810e-f950e56c**** | The ID of the site monitoring task.<br>For more information about how to obtain the ID of a site monitoring task, see DescribeSiteMonitorList. |
| TimeRange | String | No | 1440 | The statistical period.<br>Unit: minutes. Default value: 1440 (1 day). Maximum value: 43200 (30 days). |
| StartTime | String | No | 1576142850527 | The timestamp that specifies the beginning of the time range to query.<br>Unit: milliseconds. The default value is 1 hour ahead of the current time. |

For more information about common request parameters, see Common parameters.

## Response parameters

| Parameter | Type | Example | Description |
|---|---|---|---|
| RequestId | String | 3AD2724D-E317-4BFB-B422-D6691D071BE1 | The ID of the request. |

| Parameter | Type | Example | Description |
| --- | --- | --- | --- |
| Success | String | true | Indicates whether the call is successful. Valid values:<br>• true: The call is successful.<br>• false: The call fails. |
| Code | String | 200 | The HTTP status code.<br>**Note** The status code 200 indicates that the call is successful. |
| Data | String | 100 | The statistics of the specified metric. |
| Message | String | Succcessful | The returned message. |

## Examples

### Sample requests

```
http(s)://[Endpoint]/?Action=DescribeSiteMonitorStatistics
&MetricName=Availability
&TaskId=ef4cdc8b-9dc7-43e7-810e-f950e56c****
&<Common request parameters>
```

### Sample success responses

`XML` format

```
<DescribeSiteMonitorStatisticsResponse>
   <Message>successful</Message>
   <RequestId>3AD2724D-E317-4BFB-B422-D6691D071BE1</RequestId>
   <Data>100</Data>
   <Code>200</Code>
   <Success>true</Success>
</DescribeSiteMonitorStatisticsResponse>
```

`JSON` format

```
{
 "Message": "successful",
 "RequestId": "3AD2724D-E317-4BFB-B422-D6691D071BE1",
 "Data": 100,
 "Code": "200",
 "Success": true
}
```

## Error codes

For a list of error codes, visit the API Error Center.

# 1.13.8. CreateSiteMonitor

Creates a site monitoring task.

This topic provides an example on how to create a site monitoring task named `HanZhou_ECS1`. The URL that is monitored by the task is `https://www.aliyun.com` and the type of the task is `HTTPS`.

## Debugging

OpenAPI Explorer automatically calculates the signature value. For your convenience, we recommend that you call this operation in OpenAPI Explorer. OpenAPI Explorer dynamically generates the sample code of the operation for different SDKs.

## Request parameters

| Parameter | Type | Required | Example | Description |
|---|---|---|---|---|
| Action | String | Yes | CreateSiteMonitor | The operation that you want to perform. Set the value to CreateSiteMonitor. |
| Address | String | Yes | https://www.aliyun.com | The URL or IP address that is monitored by the monitoring task. |
| TaskName | String | Yes | HanZhou_ECS1 | The name of the monitoring task.<br>The name must be 4 to 100 characters in length, and can contain letters, digits, and underscores (_). |
| TaskType | String | Yes | HTTPS | The type of the monitoring task.<br>Valid values: HTTP, HTTPS, PING, TCP, UDP, DNS, SMTP, POP3, and FTP. |
| Interval | String | No | 1 | The interval at which detection requests are sent.<br>Valid values: 1, 5, 15, 30, and 60. Unit: minutes.<br>Default value: 1. |

| Parameter | Type | Required | Example | Description |
| --- | --- | --- | --- | --- |
| IspCities | String | No | [{"city":"546","isp":"465"},{"city":"572","isp":"465"},{"city":"738","isp":"465"}] | The information of the detection points. If you leave this parameter empty, the system randomly selects three detection points.<br>The value is a JSON array. Example: `[{"city":"546","isp":"465"},{"city":"572","isp":"465"},{"city":"738","isp":"465"}]`. The values of the city field indicate Beijing, Hangzhou, and Qingdao.<br>For information about how to obtain detection points, see DescribeSiteMonitorISPCityList. |
| OptionsJson | String | No | null | The extended options of the protocol that is used by the monitoring task. The options vary based on the protocol. |
| AlertIds | String | No | SystemDefault_acs_ecs_dashboard_InternetOutRate_Percent | The ID of the alert rule.<br>For information about how to obtain the ID of an alert rule, see DescribeMetricRuleList. |

The following tables describe the extended options of the HTTP, HTTPS, PING, TCP, UDP, DNS, SMTP. POP3, and FTP protocols specified by the TaskType parameter.

- HTTP or HTTPS

| Parameter | Type | Description |
| --- | --- | --- |
| http_method | String | The HTTP or HTTPS request method. Valid values: GET, POST, and HEAD. Default value: GET. |
| header | String | The custom HTTP headers that are separated by line feeds (\n).<br>Each header must comply with the HTTP protocol. Each header must be a key-value pair in which the key and value are separated by a colon (:). |

| Parameter | Type | Description |
| --- | --- | --- |
| cookie | String | The HTTP cookie that is specified in compliance with the HTTP request standard. |
| request_content | String | The content of the request. The content can be in the JSON or form format. If this parameter is not specified, the request body is empty. |
| response_content | String | The expected content of the response. The first 64 bytes of the content returned by the HTTP server are checked during site monitoring. |
| match_rule | String | The value 0 indicates that the detection is successful if the response does not contain the content specified by the response_content parameter.<br>The value 1 indicates that the detection is successful if the response contains the content specified by the response_content parameter. |
| username | String | If the username parameter is specified, the HTTP request contains the basic authentication header. |
| password | String | The password that is used to authenticate the HTTP or HTTPS request. |
| time_out | int | The timeout period. Unit: milliseconds. Default value: 5. |

| Parameter | Type | Description |
| --- | --- | --- |
| max_redirect | int | The maximum number of redirections. The default value is 5 for a detection point that is running on an Elastic Compute Service (ECS) instance and 2 for a detection point that is provided by a carrier.<br>To disable redirections, set the value to 0.<br>Valid values: 0 to 50. |

- PING

| Parameter | Type | Description |
| --- | --- | --- |
| failure_rate | int | If the rate of the failed pings exceeds the value of this parameter, the detection fails and the status code 610 or 615 is returned. The error message of the status code 610 is PingAllFail and the error message of the status code 615 is PingPartialFail.<br>Default value: 0.1. |
| ping_num | int | The number of times that the monitored address is pinged. Default value: 20.<br>Valid values: 1 to 100. |

- DNS

| Parameter | Type | Description |
| --- | --- | --- |
| dns_server | string | The domain name or IP address of the Domain Name System (DNS) server. |
| dns_type | string | The type of the DNS records to query. Valid values: A, NS, CNAME, MX, TXT, and ANY. |

| Parameter | Type | Description |
| --- | --- | --- |
| expect_value | string | The list of expected values. Separate the expected values with space characters. |
| match_rule | string | The relationship between the list of expected values and the list of DNS results. If the two lists do not meet the specified relationship, the detection fails. Valid values:<br>Empty string or IN_DNS: The list of expected values is a subset of the list of DNS results.<br>DNS_IN: The list of DNS results is a subset of the list of expected values.<br>EQUAL: The list of DNS results is the same as the list of expected values.<br>ANY: The list of DNS results intersects with the list of expected values. |

- FTP

| Parameter | Type | Description |
| --- | --- | --- |
| port | int | The port number of the FTP server. If this parameter is not specified, the default value is used. The default port number is 21 for FTP and 990 for FTPS. |
| username | string | The username that is used to log on to the FTP server. If this parameter is not specified, anonymous logon is used. |
| password | string | The password that is used to log on to the FTP server. |

- POP3 or SMTP

| Parameter | Type | Description |
| --- | --- | --- |
| port | int | The port number of the POP3 server. The default port number is 110 for POP3 and 995 for POP3S. |
| username | string | The username that is used to log on to the POP3 or SMTP server. |
| password | string | The password that is used to log on to the POP3 or SMTP server. |

- TCP or UDP

| Parameter | Type | Description |
| --- | --- | --- |
| port | int | The port number of the TCP or UDP server. |
| request_content | string | The content of the request. If the request_format parameter is set to hex, the value of the request_content parameter is parsed in the hexadecimal format. |
| request_format | string | If the request_format parameter is set to another value, the value of the request_content parameter is sent to the TCP or UDP server as a regular string. |

| Parameter | Type | Description |
| --- | --- | --- |
| response_content | string | The content of the response. If the response from the TCP or UDP server does not contain the content specified by the response_content parameter, the detection fails.<br>If the response_format parameter is set to hex, the value of the response_content parameter is parsed in the hexadecimal format.<br>If the response_format parameter is set to another value, the value of the response_content parameter is parsed as a regular string. |

## Response parameters

| Parameter | Type | Example | Description |
| --- | --- | --- | --- |
| Code | String | 200 | The HTTP status code.<br>**Note** The status code 200 indicates that the call was successful. |
| CreateResultList | Array of CreateResultList | | The returned results.<br>If a monitoring task is created, the result is returned. If a monitoring task fails to be created, no result is returned. |
| CreateResultList | | | |
| TaskId | String | 2c8dbdf9-a3ab-46a1-85a4-f094965e**** | The ID of the monitoring task. |
| TaskName | String | HanZhou_ECS1 | The name of the monitoring task. |

| Parameter | Type | Example | Description |
| --- | --- | --- | --- |
| Data | Struct | | The result of the monitoring task. |
| AttachAlertResult | Array of Contact | | The result that is returned after you associate the existing alert rule with the monitoring task. |
| Contact | | | |
| Code | String | 200 | The status code that is returned after you associate the existing alert rule with the monitoring task.<br>**Note** The status code 200 indicates that the call was successful. |
| Message | String | successful | The message that is returned after you associate the existing alert rule with the monitoring task. |
| RequestId | String | 5dd33455-4f65-4b0c-9200-33d66f3f340b | The ID of the request that was sent to associate the existing alert rule with the monitoring task. |
| RuleId | String | SystemDefault_acs_ecs_dashboard_InternetOutRate_Percent | The ID of the alert rule. |
| Success | String | true | Indicates whether the existing alert rule was associated with the monitoring task. Valid values:<br>• true: The call was successful.<br>• false: The call failed. |
| Message | String | Successful | The returned message. |
| RequestId | String | 68192f5d-0d45-4b98-9724-892813f86c71 | The ID of the request. |

| Parameter | Type | Example | Description |
| --- | --- | --- | --- |
| Success | String | true | Indicates whether the call was successful. Valid values:<br>• true: The call was successful.<br>• false: The call failed. |

## Examples

### Sample requests

```
http(s)://[Endpoint]/?Action=CreateSiteMonitor
&Address=https://www.aliyun.com
&TaskName=HanZhou_ECS1
&TaskType=HTTPS
&<Common request parameters>
```

### Sample success responses

`XML` format

```
<CreateSiteMonitorResponse>
   <Message>successful</Message>
   <RequestId>68192f5d-0d45-4b98-9724-892813f86c71</RequestId>
   <Data>
      <AttachAlertResult>
         <Contact>
            <Message>successful</Message>
            <RequestId>5dd33455-4f65-4b0c-9200-33d66f3f340b</RequestId>
            <RuleId>SystemDefault_acs_ecs_dashboard_InternetOutRate_Percent</RuleId>
            <Code>200</Code>
            <Success>true</Success>
         </Contact>
      </AttachAlertResult>
   </Data>
   <Code>200</Code>
   <CreateResultList>
      <CreateResultList>
         <TaskId>2c8dbdf9-a3ab-46a1-85a4-f094965e****</TaskId>
         <TaskName>HanZhou_ECS1</TaskName>
      </CreateResultList>
   </CreateResultList>
   <Success>true</Success>
</CreateSiteMonitorResponse>
```

`JSON` format

```
{
 "Message": "successful",
 "RequestId": "68192f5d-0d45-4b98-9724-892813f86c71",
 "Data": {
  "AttachAlertResult": {
   "Contact": [
    {
     "Message": "successful",
     "RequestId": "5dd33455-4f65-4b0c-9200-33d66f3f340b",
     "RuleId": "SystemDefault_acs_ecs_dashboard_InternetOutRate_Percent",
     "Code": "200",
     "Success": true
    }
   ]
  }
 },
 "Code": "200",
 "CreateResultList": {
  "CreateResultList": [
   {
    "TaskId": "2c8dbdf9-a3ab-46a1-85a4-f094965e****",
    "TaskName": "HanZhou_ECS1"
   }
  ]
 },
 "Success": true
}
```


## Error codes

For a list of error codes, visit the API Error Center.

# 1.13.9. EnableSiteMonitors

Enables one or more site monitoring tasks.

## Debugging

OpenAPI Explorer automatically calculates the signature value. For your convenience, we recommend that you call this operation in OpenAPI Explorer. OpenAPI Explorer dynamically generates the sample code of the operation for different SDKs.

## Request parameters

| Parameter | Type | Required | Example | Description |
|---|---|---|---|---|
| Action | String | Yes | EnableSiteMonitors | The operation that you want to perform. Set the value to EnableSiteMonitors. |

| Parameter | Type | Required | Example | Description |
| --- | --- | --- | --- | --- |
| TaskIds | String | Yes | 49f7b317-7645-4cc9-94fd-ea42e522****,49f7b317-7645-4cc9-94fd-ea42e522**** | The IDs of the site monitoring tasks. Separate multiple instance IDs with commas (,). |

## Response parameters

| Parameter | Type | Example | Description |
| --- | --- | --- | --- |
| Code | String | 200 | The status code.<br>**Note** The status code 200 indicates a success. |
| Data | Struct | | The number of detection points that are affected by the site monitoring tasks. |
| count | Integer | 0 | The number of detection points. |
| Message | String | successful | The returned message. |
| RequestId | String | 3fcd12e7-d387-42ee-b77e-661c775bb17f | The ID of the request. |
| Success | String | true | Indicates whether the operation was successful. Valid values:<br>• true: successful.<br>• false: failed. |

## Examples

### Sample requests

```
http(s)://[Endpoint]/? Action=EnableSiteMonitors
&TaskIds=49f7b317-7645-4cc9-94fd-ea42e522****,49f7b317-7645-4cc9-94fd-ea42e522****
&<Common request parameters>
```

### Sample success responses

`XML` format

```
<DisableSiteMonitorsResponse>
   <Message>successful</Message>
   <RequestId>7AB49ADD-3276-4161-B9F9-8662CAA800D6</RequestId>
   <Data>
      <count>0</count>
   </Data>
   <Code>200</Code>
   <Success>true</Success>
</DisableSiteMonitorsResponse>
```

`JSON` format

```
{
 "Message": "successful",
 "RequestId": "7AB49ADD-3276-4161-B9F9-8662CAA800D6",
 "Data": {
  "count": 0
 },
 "Code": "200",
 "Success": true
}
```

## Error codes

For a list of error codes, visit the API Error Center.

# 1.13.10. ModifySiteMonitor

Modifies a site monitoring task.

This topic provides an example on how to change the name of a site monitoring task whose ID is `2c8dbdf9-a3ab-46a1-85a4-f094965e****` to `HanZhou_ECS1`. The returned result indicates that the task name is changed.

## Debugging

OpenAPI Explorer automatically calculates the signature value. For your convenience, we recommend that you call this operation in OpenAPI Explorer. OpenAPI Explorer dynamically generates the sample code of the operation for different SDKs.

## Request parameters

| Parameter | Type | Required | Example | Description |
|---|---|---|---|---|
| Action | String | Yes | ModifySiteMonitor | The operation that you want to perform. Set the value to ModifySiteMonitor. |
| TaskId | String | Yes | 2c8dbdf9-a3ab-46a1-85a4-f094965e**** | The ID of the site monitoring task. |

| Parameter | Type | Required | Example | Description |
| --- | --- | --- | --- | --- |
| Address | String | No | http://www.aliyun.com | The URL or IP address that is monitored by the task. |
| TaskName | String | No | HanZhou_ECS1 | The name of the site monitoring task. The name must be 4 to 100 characters in length, and can contain letters, digits, and underscores (_). |
| Interval | String | No | 1 | The monitoring frequency. Valid values: 1, 5, 15, and 15000. Unit: milliseconds. Default value: 1. |
| IspCities | String | No | [{"city":"546","isp":"465"},{"city":"572","isp":"465"},{"city":"738","isp":"465"}] | The detection points. The value is a JSON array. Example: `[{"city":"546","isp":"465"},{"city":"572","isp":"465"},{"city":"738","isp":"465"}]`. The values of the `city` field indicate Beijing, Hangzhou, and Qingdao.<br>**Note** You can call the DescribeSiteMonitorISPCityList operation to query the detection points. For more information, see DescribeSiteMonitorISPCityList. If you leave this parameter empty, the system randomly selects three detection points. |
| OptionsJson | String | No | null | The extended options of the protocol that is used by the site monitoring task. The options vary based on the protocol. |
| AlertIds | String | No | 49f7c317-7645-4cc9-94fd-ea42e122**** | The ID of the alert rule. You can call the DescribeMetricRuleList operation to query the IDs of existing alert rules in CloudMonitor. For more information, see DescribeMetricRuleList. |

| Parameter | Type | Required | Example | Description |
| --- | --- | --- | --- | --- |
| IntervalUnit | String | No | ms | The unit of the monitoring frequency. This parameter and the `Interval` parameter must be used in pair. For example, you can set this parameter to `ms` and the `Interval` parameter to `15000` (15 seconds). Valid values:<br>• s: seconds<br>• ms: milliseconds<br>**Note** Before you can set this parameter, you must enable the high precision monitoring feature. For more information about how to enable the high precision monitoring feature, see Activate Hybrid Cloud Monitoring. |

Site monitoring supports the following eight protocols. The following tables describe the extended options specified by the OptionsJson parameter for each protocol.

- HTTP

| Parameter | Type | Description |
| --- | --- | --- |
| http_method | String | The HTTP request method. Valid values: GET, POST, and HEAD. Default value: GET. |
| header | String | The custom HTTP headers that are separated by line feeds (\n).<br>Each header must comply with the HTTP protocol. Each header must be a key-value pair in which the key and value are separated by a colon (:). |
| cookie | String | The HTTP cookie that is specified in compliance with the HTTP request standard. |

| Parameter | Type | Description |
| --- | --- | --- |
| request_content | String | The content of the request. The content can be in the JSON or form format. If this parameter is not specified, the request body is empty. |
| response_content | String | The expected content of the response. The first 64 bytes of the content returned by the HTTP server are checked during site monitoring. |
| match_rule | String | 0: If the response does not contain the content specified by the response_content parameter, the detection is successful.<br>1: If the response contains the content specified by the response_content parameter, the detection is successful. |
| username | String | If the username parameter is specified, the HTTP request contains the basic authentication header. |
| password | String | The password that is used to authenticate the HTTP request. |
| time_out | int | The timeout period. Unit: milliseconds. Default value: 5. |
| max_redirect | int | The maximum number of redirections. The default value is 5 for a detection point that is running on an Elastic Compute Service (ECS) instance and 2 for a detection point that is provided by a carrier.<br>To disable redirections, set the value to 0.<br>Valid values: 0 to 50. |

- PING

| Parameter | Type | Description |
| --- | --- | --- |
| failure_rate | int | If the rate of the failed pings exceeds the value of this parameter, the detection fails and the status code 610 or 615 is returned. The error message of the status code 610 is PingAllFail and the error message of the status code 615 is PingPartialFail.<br>Default value: 0.1. |
| ping_num | int | The number of times that the monitored address is pinged. Default value: 20.<br>Valid values: 1 to 100. |

- DNS

| Parameter | Type | Description |
| --- | --- | --- |
| dns_server | string | The domain name or IP address of the Domain Name System (DNS) server. |
| dns_type | string | The type of the DNS records to query. Valid values: A, NS, CNAME, MX, TXT, and ANY. |
| expect_value | string | The list of expected values. Separate the expected values with space characters. |

| Parameter | Type | Description |
| --- | --- | --- |
| match_rule | string | The relationship between the list of expected values and the list of DNS results. If the two lists do not meet the specified relationship, the detection fails. Valid values:<br>Empty string or IN_DNS: The list of expected values is a subset of the list of DNS results.<br>DNS_IN: The list of DNS results is a subset of the list of expected values.<br>EQUAL: The list of DNS results is the same as the list of expected values.<br>ANY: The list of DNS results intersects with the list of expected values. |

- FTP

| Parameter | Type | Description |
| --- | --- | --- |
| port | int | The port number of the FTP server. If this parameter is not specified, the default value is used. The default port number is 21 for FTP and 990 for FTPS. |
| username | string | The username that is used to log on to the FTP server. If this parameter is not specified, anonymous logon is used. |
| password | string | The password that is used to log on to the FTP server. |

- POP3/SMTP

| Parameter | Type | Description |
| --- | --- | --- |
| port | int | The port number of the POP3 server. The default port number is 110 for POP3 and 995 for POP3S. |
| username | string | The username that is used to log on to the POP3 or SMTP server. |
| password | string | The password that is used to log on to the POP3 or SMTP server. |

- TCP/UDP

| Parameter | Type | Description |
| --- | --- | --- |
| port | int | The port number of the TCP or UDP server. |
| request_content | string | The content of the request. If the request_format parameter is set to hex, the value of the request_content parameter is parsed in the hexadecimal format. |
| request_format | string | If the request_format parameter is set to another value, the value of the request_content parameter is sent to the TCP or UDP server as a regular string. |

| Parameter | Type | Description |
| --- | --- | --- |
| response_content | string | The content of the response. If the response from the TCP or UDP server does not contain the content specified by the response_content parameter, the detection fails.<br>If the response_format parameter is set to hex, the value of the response_content parameter is parsed in the hexadecimal format.<br>If the response_format parameter is set to another value, the value of the response_content parameter is parsed as a regular string. |

## Response parameters

| Parameter | Type | Example | Description |
| --- | --- | --- | --- |
| Code | String | 200 | The HTTP status code.<br>**Note** The status code 200 indicates that the call was successful. |
| Data | Struct | | The result of modifying the task. |
| count | Integer | 1 | The number of site monitoring tasks. |
| Message | String | successful | The returned message. |
| RequestId | String | 68192f5d-0d45-4b98-9724-892813f86c71 | The ID of the request. |
| Success | String | true | Indicates whether the call was successful. Valid values:<br>• true: The call was successful.<br>• false: The call failed. |

## Examples

Sample requests

```
http(s)://[Endpoint]/?Action=ModifySiteMonitor
&TaskId=2c8dbdf9-a3ab-46a1-85a4-f094965e****
&TaskName=HanZhou_ECS2
&<Common request parameters>
```

Sample success responses

`XML` format

```
<ModifySiteMonitorResponse>
   <Message>successful</Message>
   <RequestId>32E77F32-B86E-4763-A0BB-0311581ABE67</RequestId>
   <Data>
      <count>1</count>
   </Data>
   <Code>200</Code>
   <Success>true</Success>
</ModifySiteMonitorResponse>
```

`JSON` format

```
{
 "Message": "successful",
 "RequestId": "32E77F32-B86E-4763-A0BB-0311581ABE67",
 "Data": {
  "count": 1
 },
 "Code": "200",
 "Success": true
}
```

## Error codes

For a list of error codes, visit the API Error Center.

# 1.13.11. DescribeSiteMonitorList

Queries site monitoring tasks.

This topic provides an example on how to query all the site monitoring tasks of your Alibaba Cloud account. In this example, the returned result indicates that the Alibaba Cloud account has one site monitoring task named `HanZhou_ECS2`.

## Debugging

OpenAPI Explorer automatically calculates the signature value. For your convenience, we recommend that you call this operation in OpenAPI Explorer. OpenAPI Explorer dynamically generates the sample code of the operation for different SDKs.

## Request parameters

| Parameter | Type | Required | Example | Description |
| --- | --- | --- | --- | --- |
| Action | String | Yes | DescribeSiteMonitorList | The operation that you want to perform. Set the value to DescribeSiteMonitorList. |
| TaskId | String | No | a1ecd34a-8157-44d9-b060-14950837**** | The ID of the site monitoring task. |
| TaskType | String | No | HTTP | The protocol that is used by the site monitoring task. Valid values: HTTP, PING, TCP, UDP, DNS, SMTP, POP3, and FTP. |
| Keyword | String | No | site | The keyword to be matched.<br>**Note** You can search for tasks by name or address. Fuzzy search is supported. |
| Page | Integer | No | 1 | The number of the page to return. Default value: 1. |
| PageSize | Integer | No | 10 | The number of entries to return on each page. Default value: 10. |

For more information about common request parameters, see Common parameters.

## Response parameters

| Parameter | Type | Example | Description |
| --- | --- | --- | --- |
| Code | String | 200 | The HTTP status code.<br>**Note** The status code 200 indicates that the call was successful. |
| Message | String | successful | The returned message. |
| PageNumber | Integer | 1 | The page number of the returned page. |
| PageSize | Integer | 10 | The number of entries returned per page. |

| Parameter | Type | Example | Description |
| --- | --- | --- | --- |
| RequestId | String | C60B8269-9B1C-4C32-8BCC-947D03B09274 | The ID of the request. |
| SiteMonitors | Array of SiteMonitor | | The site monitoring tasks that are returned. |
| SiteMonitor | | | |
| Address | String | https://aliyun.com | The URL or IP address that is monitored by the site monitoring task. |
| CreateTime | String | 2020-11-06 10:20:09 | The time when the site monitoring task was created. |
| Interval | String | 1 | The interval at which detection requests are sent. Unit: minutes. |
| OptionsJson | Struct | | The extended options of the site monitoring task. The options vary based on the specified protocol. For more information, see CreateSiteMonitor. |
| attempts | Long | 3 | The number of retries after a DNS failure occurred. |
| authentication | Integer | 1 | Indicates whether the security authentication feature is enabled. Valid values:<br>• 0: The feature is enabled.<br>• 1: The feature is disabled. |
| cookie | String | lang=en | The cookie of the HTTP request. |

| Parameter | Type | Example | Description |
| --- | --- | --- | --- |
| dns_match_rule | String | IN_DNS | The relationship between the list of aliases or IP addresses that are expected and the list of DNS results. Valid values:<br>• IN_DNS: The list of expected values is a subset of the list of DNS results.<br>• DNS_IN: The list of DNS results is a subset of the list of expected values.<br>• EQUAL: The list of DNS results is the same as the list of expected values.<br>• ANY: The list of DNS results intersects with the list of expected values. |
| dns_server | String | 192.168.XX.XX | The domain name or IP address of the DNS server.<br>**Note** This parameter is returned only if the TaskType parameter is set to DNS. |
| dns_type | String | A | The type of the DNS record. This parameter is returned only if the TaskType parameter is set to DNS. Valid values:<br>• A : a record that specifies an IP address related to the specified host name or domain name. Default value: A.<br>• CNAME: a record that maps multiple domain names to a domain name.<br>• NS: a record that specifies a DNS server used to parse domain names.<br>• MX: a record that links domain names to the address of a mail server.<br>• TXT: a record that stores the text information of host name or domain names. The text must be 1 to 512 bytes in length. The TXT record serves as a Sender Policy Framework (SPF) record to fight against spam. |
| failure_rate | Float | 0.5 | The packet loss rate.<br>**Note** This parameter is returned only if the TaskType parameter is set to PING. |

| Parameter | Type | Example | Description |
| --- | --- | --- | --- |
| header | String | testKey:testValue | The HTTP request header. An HTTP header is a key-value pair in which the key and the value are separated by a colon (:). The format is `key1:value1`. Each HTTP header occupies a line. |
| http_method | String | get | The HTTP request method. Valid values:<br>• get<br>• post<br>• head |
| match_rule | Integer | 0 | Indicates whether the alert rule is included. Valid values:<br>• 0: The alert rule is included.<br>• 1: The alert rule is not included. |
| password | String | 123**** | The password of the SMTP, POP3, or FTP protocol. |
| ping_num | Integer | 20 | The number of hops for the PING protocol. |
| port | Integer | 8080 | The port number of the TCP, UDP, SMTP, or POP3 protocol. |
| protocol | String | TCP | The protocol that is used to send the request. |
| request_content | String | cf0f85 | The content of the HTTP request. |
| request_format | String | hex | The format of the HTTP request. Valid values:<br>• hex: hexadecimal<br>• txt: text |

| Parameter | Type | Example | Description |
| --- | --- | --- | --- |
| response_content | String | cf0f85 | The response to the HTTP request.<br>• Hexadecimal format: If the request content is a byte string and cannot be represented in printable characters, you can convert the byte string to printable characters in the hexadecimal format. If you convert the byte string to printable characters in the hexadecimal format, one byte is converted to two hexadecimal characters. For example, (byte)1 is converted to `01` and (byte)27 is converted to `1B`. If the request content is a binary array in the Java format, for example, `{(byte)1, (byte)27}`, you can convert the binary array to `011b` or `011B`. Hexadecimal characters are not case-sensitive in site monitoring tasks. You can enter `011B` in the request content and set the request_format parameter to hex.<br>• Text format: Common text refers to strings that consist of printable characters. |
| response_format | String | hex | The format of the response. Valid values:<br>• hex: hexadecimal<br>• txt: text |
| time_out | Long | 3000 | The timeout period. Unit: milliseconds. |
| username | String | testUser | The username of the FTP, SMTP, or POP3 protocol. |
| TaskId | String | a1ecd34a-8127-44d9-b060-14950837**** | The ID of the site monitoring task. |
| TaskName | String | New site monitoring task | The name of the site monitoring task. |

| Parameter | Type | Example | Description |
| --- | --- | --- | --- |
| TaskState | String | 1 | The status of the site monitoring task. Valid values:<br>• 1: The task is enabled.<br>• 2: The task is disabled. |
| TaskType | String | HTTP | The protocol that is used by the site monitoring task. Valid values: HTTP, PING, TCP, UDP, DNS, SMTP, POP3, and FTP. |
| UpdateTime | String | 2020-11-06 13:44:40 | The time when the site monitoring task was updated. |
| Success | String | true | Indicates whether the call was successful. Valid values:<br>• true: The call was successful.<br>• false: The call failed. |
| TotalCount | Integer | 1 | The total number of returned entries. |

## Examples

### Sample requests

```
http(s)://[Endpoint]/?Action=DescribeSiteMonitorList
&<Common request parameters>
```

### Sample success responses

`XML` format

```
<DescribeSiteMonitorListResponse>
   <TotalCount>1</TotalCount>
   <Message>successful</Message>
   <RequestId>C60B8269-9B1C-4C32-8BCC-947D03B09274</RequestId>
   <PageSize>10</PageSize>
   <PageNumber>1</PageNumber>
   <Code>200</Code>
   <Success>true</Success>
   <SiteMonitors>
      <SiteMonitor>
         <TaskId>2c8dbdf9-a3ab-46a1-85a4-f094965e****</TaskId>
         <Address>https://www.aliyun.com</Address>
         <TaskName>HanZhou_ECS2</TaskName>
         <OptionsJson>
            <http_method>get</http_method>
            <time_out>30000</time_out>
         </OptionsJson>
         <TaskType>HTTP</TaskType>
         <CreateTime>2020-11-06 10:20:09</CreateTime>
         <UpdateTime>2020-11-06 13:44:40</UpdateTime>
         <TaskState>1</TaskState>
         <Interval>1</Interval>
      </SiteMonitor>
   </SiteMonitors>
</DescribeSiteMonitorListResponse>
```

`JSON` format

```
{
 "TotalCount": 1,
 "Message": "successful",
 "RequestId": "C60B8269-9B1C-4C32-8BCC-947D03B09274",
 "PageSize": 10,
 "PageNumber": 1,
 "Code": "200",
 "Success": true,
 "SiteMonitors": {
  "SiteMonitor": [
   {
    "TaskId": "2c8dbdf9-a3ab-46a1-85a4-f094965e****",
    "Address": "https://www.aliyun.com",
    "TaskName": "HanZhou_ECS2",
    "OptionsJson": {
     "http_method": "get",
     "time_out": 30000
    },
    "TaskType": "HTTP",
    "CreateTime": "2020-11-06 10:20:09",
    "UpdateTime": "2020-11-06 13:44:40",
    "TaskState": 1,
    "Interval": 1
   }
  ]
 }
}
```


## Error codes

For a list of error codes, visit the API Error Center.

# 1.14. Cloud Products

## 1.14.1. DescribeProjectMeta

Queries information about monitored services in Cloud Monitor.

The information that can be obtained by this operation includes the service description, namespace, and tags.

### Debugging

OpenAPI Explorer automatically calculates the signature value. For your convenience, we recommend that you call this operation in OpenAPI Explorer. OpenAPI Explorer dynamically generates the sample code of the operation for different SDKs.

### Request parameters

| Parameter | Type | Required | Example | Description |
|---|---|---|---|---|

| Parameter | Type | Required | Example | Description |
| --- | --- | --- | --- | --- |
| Action | String | Yes | DescribeProjectMeta | The operation that you want to perform. Set the value to DescribeProjectMeta. |
| Labels | String | No | [{"name":"product","value":"ECS"}] | The tags of the service. Tags are used to filter services.<br>You can filter services only by the tag whose `name` is `product`. Example: {"name":"product","value":"ECS"}.<br>**Note** We recommend that you do not use the special tags in the Cloud Monitor console. |
| PageNumber | Integer | No | 1 | The page to return. Default value: 1 |
| PageSize | Integer | No | 30 | The number of entries to return on each page. Default value: 30.<br>**Note** The value of this parameter is not limited. You can view a large number of entries per page. |

## Response parameters

| Parameter | Type | Example | Description |
| --- | --- | --- | --- |
| Code | String | 200 | The response code.<br>**Note** The HTTP 200 code indicates that the request was successful. |
| Message | String | The Request is not authorization. | The error message. |
| PageNumber | String | 1 | The page that is returned. |

| Parameter | Type | Example | Description |
| --- | --- | --- | --- |
| PageSize | String | 5 | The number of entries returned on each page. |
| RequestId | String | 4C2061B2-3B1B-43BF-A4A4-C53426F479C0 | The ID of the request. |
| Resources | Array | | The details of the service. |
| Resource | | | |
| Description | String | CDN | The description of the service. |
| Labels | String | [{"groupFlag":true}] | The tags of the service. Tags are used to filter services.<br>Tags are returned in the following format: `[{"name":"Tag key","value":"Tag value"}, {"name":"Tag key","value":"Tag value"}]`. The following tags are commonly used:<br>• alertUnit: the unit of the metric value in alerts.<br>If the unit is small, the original metric value may be too large. In this case, you can use the `alertUnit` tag to specify an appropriate unit. This tag is used in Cloud Monitor.<br>• minAlertPeriod: the minimum time interval to report a new alert. The interval is usually set to 1 minute.<br>• metricCategory: the specification of the service. Example: kvstore_sharding.<br>An Alibaba Cloud service may have different specifications that are defined in the same namespace. You can use this parameter to distinguish between service specifications.<br>• is_alarm: specifies whether an alert rule can be set.<br>We recommend that you do not use the special tags in the Cloud Monitor console. |

| Parameter | Type | Example | Description |
| --- | --- | --- | --- |
| Namespace | String | acs_cdn | The namespace of the service. Format: `acs_Service name abbreviation`. For more information about namespaces, see Appendix 1: Metrics. |
| Success | Boolean | true | Indicates whether the request was successful. The value true indicates success. The value false indicates failure. |
| Total | String | 12 | The total number of records. |

## Examples

### Sample requests

```
http(s)://[Endpoint]/? Action=DescribeProjectMeta
&<Common request parameters>
```

### Sample success responses

`XML` format

```
<DescribeProjectMeta>
    <PageNumber>1</PageNumber>
    <PageSize>5</PageSize>
    <RequestId>4C2061B2-3B1B-43BF-A4A4-C53426F479C0</RequestId>
    <Success>true</Success>
    <Code>200</Code>
    <Total>12</Total>
    <Resources>
       <Resource>
          <Description>AnalyticDB</Description>
          <Labels>[{"name":"product","value":"ADS"},{"name":"productCategory","value":"ads"
},{"name":"groupFlag","value":"true"}]</Labels>
          <Namespace>acs_ads</Namespace>
       </Resource>
       <Resource>
          <Description>Artificial Intelligence Recommendation</Description>
          <Labels>[{"name":"product","value":"AIRec"},{"name":"productCategory","value":"ai
rec"},{"name":"groupFlag","value":"true"}]</Labels>
          <Namespace>acs_airec</Namespace>
       </Resource>
       <Resource>
          <Description>API Gateway</Description>
          <Labels>[{"name":"product","value":"APIGateway"},{"name":"productCategory","value
":"apigateway"},{"name":"groupFlag","value":"true"}]</Labels>
          <Namespace>acs_apigateway_dashboard</Namespace>
       </Resource>
       <Resource>
          <Description>CDN</Description>
          <Labels>[{"name":"product","value":"CDN"},{"name":"productCategory","value":"cdn"
},{"name":"groupFlag","value":"true"}]</Labels>
          <Namespace>acs_cdn</Namespace>
       </Resource>
       <Resource>
          <Description>Cloud Enterprise Network</Description>
          <Labels>[{"name":"product","value":"CEN"},{"name":"productCategory","value":"cen,
cen_flow,cen_vbr"},{"name":"groupFlag","value":"true"}]</Labels>
          <Namespace>acs_cen</Namespace>
       </Resource>
    </Resources>
</DescribeProjectMeta>
```


`JSON` format

```
{
  "PageNumber": 1,
  "PageSize": 5,
  "RequestId": "4C2061B2-3B1B-43BF-A4A4-C53426F479C0",
  "Success": true,
  "Code": 200,
  "Total": 12,
  "Resources": {
    "Resource": [
      {
        "Description": "AnalyticDB",
        "Labels": "[{\"name\":\"product\",\"value\":\"ADS\"},{\"name\":\"productCategory\",
\"value\":\"ads\"},{\"name\":\"groupFlag\",\"value\":\"true\"}]",
        "Namespace": "acs_ads"
      },
      {
        "Description": "Artificial Intelligence Recommendation",
        "Labels": "[{\"name\":\"product\",\"value\":\"AIRec\"},{\"name\":\"productCategory\
",\"value\":\"airec\"},{\"name\":\"groupFlag\",\"value\":\"true\"}]",
        "Namespace": "acs_airec"
      },
      {
        "Description": "API Gateway",
        "Labels": "[{\"name\":\"product\",\"value\":\"APIGateway\"},{\"name\":\"productCate
gory\",\"value\":\"apigateway\"},{\"name\":\"groupFlag\",\"value\":\"true\"}]",
        "Namespace": "acs_apigateway_dashboard"
      },
      {
        "Description": "CDN",
        "Labels": "[{\"name\":\"product\",\"value\":\"CDN\"},{\"name\":\"productCategory\",
\"value\":\"cdn\"},{\"name\":\"groupFlag\",\"value\":\"true\"}]",
        "Namespace": "acs_cdn"
      },
      {
        "Description": "Cloud Enterprise Network",
        "Labels": "[{\"name\":\"product\",\"value\":\"CEN\"},{\"name\":\"productCategory\",
\"value\":\"cen,cen_flow,cen_vbr\"},{\"name\":\"groupFlag\",\"value\":\"true\"}]",
        "Namespace": "acs_cen"
      }
    ]
  }
}
```


## Error codes

For a list of error codes, visit the API Error Center.

# 1.14.2. DescribeMetricLast

Queries the monitoring data of a metric for a cloud service.

This topic describes how to query the monitoring data of the last 60 seconds for the cpu_idle metric of the acs_ecs_dashboard cloud service.

## Debugging

OpenAPI Explorer automatically calculates the signature value. For your convenience, we recommend that you call this operation in OpenAPI Explorer. OpenAPI Explorer dynamically generates the sample code of the operation for different SDKs.

## Request parameters

| Parameter | Type | Required | Example | Description |
|---|---|---|---|---|
| Action | String | Yes | DescribeMetricLast | The operation that you want to perform. Set the value to DescribeMetricLast. |
| MetricName | String | Yes | cpu_idle | The name of the metric. For more information, see Metrics. |
| Namespace | String | Yes | acs_ecs_dashboard | The namespace of the cloud service. For more information, see Metrics. |
| Period | String | No | 60 | The interval at which monitoring data is collected. Unit: seconds. Valid values: 15, 60, 900, and 3600.<br>**Note** If this parameter is not specified, monitoring data is queried at the interval at which the metric data is reported. |
| | | | | The start of the time range to query monitoring data.<br>• If the `StartTime` and `EndTime` parameters are not set, the monitoring data of the last `interval` is queried.<br>• If the `StartTime` and `EndTime` parameters are set, the monitoring data of the last interval in the time range is queried. Example: |

| Parameter | Type | Required | Example | Description |
| --- | --- | --- | --- | --- |
| StartTime | String | No | 2021-05-08 08:00:00 | ◦ If you set the `Period` parameter to 15, the specified time range must be less than or equal to 20 minutes. For example, if you set the StartTime parameter to 2021-05-08 08:10:00 and the EndTime parameter to 2021-05-08 08:30:00, the monitoring data of the last 15 seconds in the time range is queried.<br>◦ If you set the `Period` parameter to 60 or 900, the specified time range must be less than or equal to 2 hours. For example, if you set the Period parameter to 60, the StartTime parameter to 2021-05-08 08:00:00, and the EndTime parameter to 2021-05-08 10:00:00, the monitoring data of the last 60 seconds in the time range is queried.<br>◦ If you set the `Period` parameter to 3600, the specified time range must be less than or equal to 2 days. For example, if you set the StartTime parameter to 2021-05-08 08:00:00 and the EndTime parameter to 2021-05-10 08:00:00, the monitoring data of the last 3600 seconds in the time range is queried.<br><br>Supported formats of the start time:<br>• UNIX timestamp: the number of milliseconds that have elapsed since 00:00:00 Thursday, January 1, 1970.<br>• Time format: YYYY-MM-DDThh:mm:ssZ.<br><br>**Note**<br>• You must set the `StartTime` parameter to a point in time that is later than 00:00:00 Thursday, January 1, 1970.<br>• We recommend that you use UNIX timestamps to prevent time zone-related issues. |
| | | | | The end of the time range to query monitoring data. |

| Parameter | Type | Required | Example | Description |
| --- | --- | --- | --- | --- |
| EndTime | String | No | 2021-05-08 10:00:00 | • If the `StartTime` and `EndTime` parameters are not set, the monitoring data of the last `interval` is queried.<br>• If the `StartTime` and `EndTime` are set, the monitoring data of the last `interval` in the time range is queried. Example:<br>  ○ If you set the `Period` parameter to 15, the specified time range must be less than or equal to 20 minutes. For example, if you set the StartTime parameter to 2021-05-08 08:10:00 and the EndTime parameter to 2021-05-08 08:30:00, the monitoring data of the last 15 seconds in the time range is queried.<br>  ○ If you set the `Period` parameter to 60 or 900, the specified time range must be less than or equal to 2 hours. For example, if you set the Period parameter to 60, the StartTime parameter to 2021-05-08 08:00:00, and the EndTime parameter to 2021-05-08 10:00:00, the monitoring data of the last 60 seconds in the time range is queried.<br>  ○ If you set the `Period` parameter to 3600, the specified time range must be less than or equal to 2 days. For example, if you set the StartTime parameter to 2021-05-08 08:00:00 and the EndTime parameter to 2021-05-10 08:00:00, the monitoring data of the last 3600 seconds in the time range in queried.<br>Supported formats of the end time:<br>• UNIX timestamp: the number of milliseconds that have elapsed since 00:00:00 Thursday, January 1, 1970.<br>• Time format: YYYY-MM-DDThh:mm:ssZ.<br>**Note** We recommend that you use UNIX timestamps to prevent time zone-related issues. |

| Parameter | Type | Required | Example | Description |
| --- | --- | --- | --- | --- |
| Dimensions | String | No | [{"instanceId":"i-abcdefgh12****"}] | The dimensions. This parameter is used to specify the resources whose monitoring data is queried.<br>This parameter includes a set of key-value pairs. Example: `instanceId:i-2ze2d6j5uhg20x47****` .<br>**Note** For more information, see Metrics. |
| NextToken | String | No | EB71D183-45BF-414D-AC36-42FCE094E561 | The paging token.<br>• If the number of results exceeds the maximum number of entries allowed on a single page, a paging token is returned.<br>• This token can be used as an input parameter to obtain the next page of results. If all results are obtained, no token is returned. |
| Length | String | No | 1000 | The number of entries to return on each page. Default value: 1000. |
| Express | String | No | {"groupby":["userId","instanceId"]} | The expression that is used to calculate the query results in real time. |

For more information about common request parameters, see Common parameters.

## Response parameters

| Parameter | Type | Example | Description |
| --- | --- | --- | --- |
| RequestId | String | EB71D183-45BF-414D-AC36-42FCE094E561 | The ID of the request. |
| Code | String | 200 | The HTTP status code.<br>**Note** The HTTP status code 200 indicates that the request succeeds. |

| Parameter | Type | Example | Description |
| --- | --- | --- | --- |
| Success | Boolean | true | Indicates whether the call succeeds. Valid values:<br>• true: The call succeeds.<br>• false: The call fails. |
| Period | String | 60 | The interval at which monitoring data is queried. Unit: seconds. |
| NextToken | String | 1620367920000457f80f8dbce544141470dd218c582c73813b723313230383836333137383631323935332 42c692d327a65343233706d683933356f78743067726a32**** | The paging token. |
| Datapoints | String | [{\"timestamp\":1620367920000,\"userId\":\"120886317861****\",\"instanceId\":\"i-0xii2bvf42iqvxbp****\",\"Average\":99.91,\"Minimum\":99.0,\"Maximum\":100.0},{\"timestamp\":1620367920000,\"userId\":\"120886317861****\",\"instanceId\":\"i-2ze1qff61suafi71****\",\"Average\":98.89,\"Minimum\":97.03,\"Maximum\":100.0},{\"timestamp\":1620367920000,\"userId\":\"120886317861****\",\"instanceId\":\"i-2ze423pmh935oxt0****\",\"Average\":89.3,\"Minimum\":74.11,\"Maximum\":97.98}] | The list of monitoring data. |
| Message | String | The specified resource is not found. | The error message. |

## Examples

### Sample requests

```
http(s)://[Endpoint]/?Action=DescribeMetricLast
&MetricName=CPUUtilization
&Namespace=acs_ecs_dashboard
&Period=60
&<Common request parameters>
```

### Sample success responses

`XML` format

```
<QueryMetricListResponse>
      <RequestId>EB71D183-45BF-414D-AC36-42FCE094E561</RequestId>
      <NextToken>1620367920000457f80f8dbce544141470dd218c582c73813b723313230383836333137383
63132393533242c692d327a65343233706d683933356f78743067726a32****</NextToken>
      <Period>60</Period>
      <Datapoints>[{\"timestamp\":1620367920000,\"userId\":\"120886317861****\",\"instanceI
d\":\"i-0xii2bvf42iqvxbp****\",\"Average\":99.91,\"Minimum\":99.0,\"Maximum\":100.0},{\"tim
estamp\":1620367920000,\"userId\":\"120886317861****\",\"instanceId\":\"i-2ze1qff61suafi71*
***\",\"Average\":98.89,\"Minimum\":97.03,\"Maximum\":100.0},{\"timestamp\":1620367920000,\
"userId\":\"120886317861****\",\"instanceId\":\"i-2ze423pmh935oxt0****\",\"Average\":89.3,\
"Minimum\":74.11,\"Maximum\":97.98}]</Datapoints>
      <Code>200</Code>
      <Success>true</Success>
</QueryMetricListResponse>
```

`JSON` format

```
{
  "RequestId": "EB71D183-45BF-414D-AC36-42FCE094E561",
  "NextToken": "1620367920000457f80f8dbce544141470dd218c582c73813b723313230383836333137383836
3132393533242c692d327a65343233706d683933356f78743067726a32****",
  "Period": "60",
  "Datapoints": "[{\"timestamp\":1620367920000,\"userId\":\"120886317861****\",\"instanceId
\":\"i-0xii2bvf42iqvxbp****\",\"Average\":99.91,\"Minimum\":99.0,\"Maximum\":100.0},{\"time
stamp\":1620367920000,\"userId\":\"120886317861****\",\"instanceId\":\"i-2ze1qff61suafi71**
**\",\"Average\":98.89,\"Minimum\":97.03,\"Maximum\":100.0},{\"timestamp\":1620367920000,\"
userId\":\"120886317861****\",\"instanceId\":\"i-2ze423pmh935oxt0****\",\"Average\":89.3,\"
Minimum\":74.11,\"Maximum\":97.98}]",
  "Code": "200",
  "Success": true
}
```

## Error codes

| HttpCode | Error code | Error message | Description |
|---|---|---|---|

| HttpCode | Error code | Error message | Description |
| --- | --- | --- | --- |
| 404 | ResourceNotFound | The specified resource is not found. | The error message returned because the specified resource is not found. |

For a list of error codes, visit the API Error Center.

# 1.14.3. DescribeMetricMetaList

Queries the descriptions of time series metrics that are supported in Cloud Monitor.

This operation is usually used with DescribeMetricList and DescribeMetricLast. For more information, see DescribeMetricList and DescribeMetricLast.

## Debugging

OpenAPI Explorer automatically calculates the signature value. For your convenience, we recommend that you call this operation in OpenAPI Explorer. OpenAPI Explorer dynamically generates the sample code of the operation for different SDKs.

## Request parameters

| Parameter | Type | Required | Example | Description |
| --- | --- | --- | --- | --- |
| Action | String | Yes | DescribeMetricMetaList | The operation that you want to perform. Set the value to DescribeMetricMetaList. |
| Namespace | String | No | acs_kvstore | The namespace of the service.<br>For more information, see Appendix 1: Metrics. |

| Parameter | Type | Required | Example | Description |
| --- | --- | --- | --- | --- |
| Labels | String | No | [{"name":"productCategory","value":"kvstore_old"}] | The tags for filtering metrics. Specify a JSON string.<br>Format: `[{"name":"tag name","value":"tag value"},{"name":"tag name","value":"tag value"}]`. The following tags are available:<br>• metricCategory: the category of the metric.<br>• alertEnable: specifies whether to report alerts for the metric.<br>• alertUnit: the suggested unit of the metric value in alerts.<br>• unitFactor: the factor for metric unit conversion.<br>• minAlertPeriod: the minimum time interval to report a new alert.<br>• productCategory: the category of the service. |
| MetricName | String | No | CPUUtilization | The name of the metric. For more information, see Appendix 1: Metrics. |
| PageNumber | Integer | No | 1 | The page to return. Default value: 1 |
| PageSize | Integer | No | 30 | The number of entries to return on each page. Default value: 30. |

## Response parameters

| Parameter | Type | Example | Description |
| --- | --- | --- | --- |
| Success | Boolean | true | Indicates whether the request was successful. The value true indicates success. The value false indicates failure. |
| Code | String | 200 | The response code.<br>**Note** The HTTP 200 code indicates that the request was successful. |

| Parameter | Type | Example | Description |
| --- | --- | --- | --- |
| RequestId | String | 0CCE0AF0-053C-4B13-A583-DC9A85785D49 | The ID of the request. |
| Message | String | The Request is not authorization. | The error message. |
| Resources | Array | | The configuration of the metric. |
| Resource | | | |
| Description | String | CPUUtilization | The description of the metric. |
| Dimensions | String | instanceId | The dimensions of the metric. Multiple dimensions are separated with commas (,). |
| Labels | String | [{\"name\":\"alertUnit\",\"value\":\"Bytes\"},{\"name\":\"minAlertPeriod\",\"value\":\"60\"},{\"name\":\"metricCategory\",\"value\":\"instanceId\"},{\"name\":\"instanceType\",\"value\":\"disaster\"},{\"name\":\"is_alarm\",\"value\":\"true\"},{\"name\":\"productCategory\",\"value\":\"kvstore_old\"}] | The tags of the metric, including one or more JSON strings. Format: `[{"name":"tag name","value":"tag value"}]`. The `name` can be repeated.<br>The following tags are available:<br>• metricCategory: the category of the metric.<br>• alertEnable: specifies whether to report alerts for the metric.<br>• alertUnit: the suggested unit of the metric value in alerts.<br>• unitFactor: the factor for metric unit conversion.<br>• minAlertPeriod: the minimum time interval to report a new alert.<br>• productCategory: the category of the service. |
| MetricName | String | CPUUtilization | The name of the metric. |
| Namespace | String | acs_kvstore | The namespace of the service. The value is usually in the format of acs_Service. |
| Periods | String | 60,300 | The statistical period of the metric. Multiple statistical periods are separated with commas (,). |

| Parameter | Type | Example | Description |
| --- | --- | --- | --- |
| Statistics | String | Average,Minimum,Maximum | The statistical method. Multiple statistic methods are separated with commas (,). |
| Unit | String | % | The unit of the metric. |
| TotalCount | String | 12 | The total number of returned records. |

## Examples

### Sample requests

```
http(s)://[Endpoint]/? Action=DescribeMetricMetaList
&<Common request parameters>
```

### Sample success responses

`XML` format

```
<DescribeMetricMetaListResponse>
          <TotalCount>1853</TotalCount>
          <RequestId>CDE9EAFF-D54E-4024-BBFC-B0AAC883143B</RequestId>
          <Success>true</Success>
          <Code>200</Code>
          <Resources>
                <Resource>
                      <Description>The rated disk capacity</Description>
                      <Statistics>Average,Minimum,Maximum</Statistics>
                      <MetricName>ads.diskSize</MetricName>
                      <Labels>[{\"name\":\"minAlertPeriod\",\"value\":\"300\"},{\"name\":\"
alertDefault\",\"value\":\"\"},{\"name\":\"unitFactor\",\"value\":\"1\"},{\"name\":\"alertU
nit\",\"value\":\"Mbytes\"},{\"name\":\"productCategory\",\"value\":\"ads\"},{\"name\":\"is
_alarm\",\"value\":\"true\"},{\"name\":\"metricCategory\",\"value\":\"workerId\"}]</Labels>
                      <Dimensions>userId,instanceId,tableSchema,workerId</Dimensions>
                      <Namespace>acs_ads</Namespace>
                      <Periods>300</Periods>
                      <Unit>MB</Unit>
                </Resource>
                <Resource>
                      <Description>The used disk space</Description>
                      <Statistics>Average,Minimum,Maximum</Statistics>
                      <MetricName>ads.diskUsed</MetricName>
                      <Labels>[{\"name\":\"alertUnit\",\"value\":\"Mbytes\"},{\"name\":\"mi
nAlertPeriod\",\"value\":\"300\"},{\"name\":\"metricCategory\",\"value\":\"workerId\"},{\"n
ame\":\"is_alarm\",\"value\":\"true\"}]</Labels>
                      <Dimensions>userId,instanceId,tableSchema,workerId</Dimensions>
                      <Namespace>acs_ads</Namespace>
                      <Periods>300</Periods>
                      <Unit>MB</Unit>
                </Resource>
```

```
                <Resource>
                      <Description>The disk usage</Description>
                      <Statistics>Average,Minimum,Maximum</Statistics>
                      <MetricName>ads.diskUsedPercent</MetricName>
                      <Labels>[{\"name\":\"alertUnit\",\"value\":\"%\"},{\"name\":\"minAler
tPeriod\",\"value\":\"300\"},{\"name\":\"metricCategory\",\"value\":\"workerId\"},{\"name\"
:\"is_alarm\",\"value\":\"true\"}]</Labels>
                      <Dimensions>userId,instanceId,tableSchema,workerId</Dimensions>
                      <Namespace>acs_ads</Namespace>
                      <Periods>300</Periods>
                      <Unit>%</Unit>
                </Resource>
                <Resource>
                      <Description>The number of unconsumed messages in the queue</Descript
ion>
                      <Statistics>Maximum</Statistics>
                      <MetricName>QueueMessageAccumulation</MetricName>
                      <Labels>[{\"name\":\"minAlertPeriod\",\"value\":\"60\"},{\"name\":\"a
lertDefault\",\"value\":\"\"},{\"name\":\"unitFactor\",\"value\":\"1\"},{\"name\":\"alertUn
it\",\"value\":\"count/min\"},{\"name\":\"productCategory\",\"value\":\"amqp\"},{\"name\":\
"is_alarm\",\"value\":\"true\"},{\"name\":\"metricCategory\",\"value\":\"queue\"}]</Labels>
                      <Dimensions>userId,regionId,vhostName,queueName</Dimensions>
                      <Namespace>acs_amqp</Namespace>
                      <Periods>60,300</Periods>
                      <Unit>count/min</Unit>
                </Resource>
                <Resource>
                      <Description>The number of new messages in the queue per minute</Desc
ription>
                      <Statistics>Value</Statistics>
                      <MetricName>QueueMessageInput</MetricName>
                      <Labels>[{\"name\":\"minAlertPeriod\",\"value\":\"60\"},{\"name\":\"a
lertDefault\",\"value\":\"\"},{\"n ame\":\"unitFactor\",\"value\":\"1\"},{\"name\":\"alertU
nit\",\"value\":\"count/min\"},{\"name\":\"productCategory\",\"value\":\"amqp\"},{\"name\":
\"is_alarm\",\"value\":\"true\"},{\"name\":\"metricCategory\",\"value\":\"queue\"}]</Labels
>
                      <Dimensions>userId,regionId,vhostName,queueName</Dimensions>
                      <Namespace>acs_amqp</Namespace>
                      <Periods>60,300</Periods>
                      <Unit>count/min</Unit>
                </Resource>
                <Resource>
                      <Description>The number of unconsumed messages in the queue</Descript
ion>
                      <Statistics>Value</Statistics>
                      <MetricName>QueueMessageOutput</MetricName>
                      <Labels>[{\"name\":\"minAlertPeriod\",\"value\":\"60\"},{\"name\":\"a
lertDefault\",\"value\":\"\"},{\"name\":\"unitFactor\",\"value\":\"1\"},{\"name\":\"alertUn
it\",\"value\":\"count/min\"},{\"name\":\"productCategory\",\"value\":\"amqp\"},{\"name\":\
"is_alarm\",\"value\":\"true\"},{\"name\":\"metricCategory\",\"value\":\"queue\"}]</Labels>
                      <Dimensions>userId,regionId,vhostName,queueName</Dimensions>
                      <Namespace>acs_amqp</Namespace>
                      <Periods>60,300</Periods>
                      <Unit>count/min</Unit>
```

```
                </Resource>
                <Resource>
                      <Description>The number of messages generated by the instance per min
ute</Description>
                      <Statistics>Value</Statistics>
                      <MetricName>VhostMessageInput</MetricName>
                      <Labels>[{\"name\":\"minAlertPeriod\",\"value\":\"60\"},{\"name\":\"a
lertDefault\",\"value\":\"\"},{\"name\":\"unitFactor\",\"value\":\"1\"},{\"name\":\"alertUn
it\",\"value\":\"count/min\"},{\"name\":\"productCategory\",\"value\":\"amqp\"},{\"name\":\
"is_alarm\",\"value\":\"true\"},{\"name\":\"metricCategory\",\"value\":\"vhost\"}]</Labels>
                      <Dimensions>userId,regionId,vhostName</Dimensions>
                      <Namespace>acs_amqp</Namespace>
                      <Periods>60,300</Periods>
                      <Unit>count/min</Unit>
                </Resource>
                <Resource>
                      <Description>The number of messages consumed by the instance per minu
te</Description>
                      <Statistics>Value</Statistics>
                      <MetricName>VhostMessageOutput</MetricName>
                      <Labels>[{\"name\":\"minAlertPeriod\",\"value\":\"60\"},{\"name\":\"a
lertDefault\",\"value\":\"\"},{\"name\":\"unitFactor\",\"value\":\"1\"},{\"name\":\"alertUn
it\",\"value\":\"count/min\"},{\"name\":\"productCategory\",\"value\":\"amqp\"},{\"name\":\
"is_alarm\",\"value\":\"true\"},{\"name\":\"metricCategory\",\"value\":\"vhost\"}]</Labels>
                      <Dimensions>userId,regionId,vhostName</Dimensions>
                      <Namespace>acs_amqp</Namespace>
                      <Periods>60,300</Periods>
                      <Unit>count/min</Unit>
                </Resource>
                <Resource>
                      <Description></Description>
                      <Statistics>Average</Statistics>
                      <MetricName>Latency</MetricName>
                      <Labels>[{\"name\":\"alertUnit\",\"value\":\"ms\"},{\"name\":\"minAle
rtPeriod\",\"value\":\"60\"},{\"name\":\"metricCategory\",\"value\":\"instanceId\"},{\"name
\":\"is_alarm\",\"value\":\"true\"}]</Labels>
                      <Dimensions>userId,region,apiUid</Dimensions>
                      <Namespace>acs_apigateway_dashboard</Namespace>
                      <Periods>60,300,900</Periods>
                      <Unit>ms</Unit>
                </Resource>
                <Resource>
                      <Description>The percentage of HTTP 4xx status codes in a specified t
ime range</Description>
                      <Statistics>Average,Minimum,Maximum</Statistics>
                      <MetricName>code4xx</MetricName>
                      <Labels>[{\"name\":\"alertUnit\",\"value\":\"%\"},{\"name\":\"minAler
tPeriod\",\"value\":\"60\"},{\"name\":\"metricCategory\",\"value\":\"instanceId\"},{\"name\
":\"is_alarm\",\"value\":\"true\"}]</Labels>
                      <Dimensions>userId,instanceId</Dimensions>
                      <Namespace>acs_cdn</Namespace>
                      <Periods>60,300</Periods>
                      <Unit>%</Unit>
                </Resource>
```

```
        </Resources>
</DescribeMetricMetaListResponse>
```

`JSON` format


```
{
        "TotalCount": 1853,
        "RequestId": "CDE9EAFF-D54E-4024-BBFC-B0AAC883143B",
        "Success": true,
        "Code": 200,
        "Resources": {
                "Resource": [
                        {
                                "Description": "The rated disk capacity",
                                "Statistics": "Average,Minimum,Maximum",
                                "MetricName": "ads.diskSize",
                                "Labels": "[{\"name\":\"minAlertPeriod\",\"value\":\"300\"
},{\"name\":\"alertDefault\",\"value\":\"\"},{\"name\":\"unitFactor\",\"value\":\"1\"},{\"n
ame\":\"alertUnit\",\"value\":\"Mbytes\"},{\"name\":\"productCategory\",\"value\":\"ads\"},
{\"name\":\"is_alarm\",\"value\":\"true\"},{\"name\":\"metricCategory\",\"value\":\"workerI
d\"}]",
                                "Dimensions": "userId,instanceId,tableSchema,workerId",
                                "Namespace": "acs_ads",
                                "Periods": "300",
                                "Unit": "MB"
                        },
                        {
                                "Description": "The used disk space",
                                "Statistics": "Average,Minimum,Maximum",
                                "MetricName": "ads.diskUsed",
                                "Labels": "[{\"name\":\"alertUnit\",\"value\":\"Mbytes\"},
{\"name\":\"minAlertPeriod\",\"value\":\"300\"},{\"name\":\"metricCategory\",\"value\":\"wo
rkerId\"},{\"name\":\"is_alarm\",\"value\":\"true\"}]",
                                "Dimensions": "userId,instanceId,tableSchema,workerId",
                                "Namespace": "acs_ads",
                                "Periods": "300",
                                "Unit": "MB"
                        },
                        {
                                "Description": "The disk usage",
                                "Statistics": "Average,Minimum,Maximum",
                                "MetricName": "ads.diskUsedPercent",
                                "Labels": "[{\"name\":\"alertUnit\",\"value\":\"%\"},{\"na
me\":\"minAlertPeriod\",\"value\":\"300\"},{\"name\":\"metricCategory\",\"value\":\"workerI
d\"},{\"name\":\"is_alarm\",\"value\":\"true\"}]",
                                "Dimensions": "userId,instanceId,tableSchema,workerId",
                                "Namespace": "acs_ads",
                                "Periods": "300",
                                "Unit": "%"
                        },
                        {
                                "Description": "The number of unconsumed messages in the qu
eue",
                                "Statistics": "Maximum",
```

```
                                "MetricName":  "QueueMessageAccumulation",
                                "Labels":  "[{\"name\":\"minAlertPeriod\",\"value\":\"60\"}
,{\"name\":\"alertDefault\",\"value\":\"\"},{\"name\":\"unitFactor\",\"value\":\"1\"},{\"na
me\":\"alertUnit\",\"value\":\"count/min\"},{\"name\":\"productCategory\",\"value\":\"amqp\
"},{\"name\":\"is_alarm\",\"value\":\"true\"},{\"name\":\"metricCategory\",\"value\":\"queu
e\"}]",
                                "Dimensions":  "userId,regionId,vhostName,queueName",
                                "Namespace":  "acs_amqp",
                                "Periods":  "60,300",
                                "Unit":  "count/min"
                        },
                        {
                                "Description":  "The number of new messages in the queue pe
r minute",
                                "Statistics":  "Value",
                                "MetricName":  "QueueMessageInput",
                                "Labels":  "[{\"name\":\"minAlertPeriod\",\"value\":\"60\"}
,{\"name\":\"alertDefault\",\"value\":\"\"},{\"n ame\":\"unitFactor\",\"value\":\"1\"},{\"n
ame\":\"alertUnit\",\"value\":\"count/min\"},{\"name\":\"productCategory\",\"value\":\"amqp
\"},{\"name\":\"is_alarm\",\"value\":\"true\"},{\"name\":\"metricCategory\",\"value\":\"que
ue\"}]",
                "Dimensions": "userId,regionId,vhostName,queueName",
                "Namespace": "acs_amqp",
                "Periods": "60,300",
                "Unit": "count/min"
            },
            {
                "Description": "The number of unconsumed messages in the queue",
                "Statistics": "Value",
                "MetricName": "QueueMessageOutput",
                "Labels": "[{\"name\":\"minAlertPeriod\",\"value\":\"60\"},{\"name\":\"aler
tDefault\",\"value\":\"\"},{\"name\":\"unitFactor\",\"value\":\"1\"},{\"name\":\"alertUnit\
",\"value\":\"count/min\"},{\"name\":\"productCategory\",\"value\":\"amqp\"},{\"name\":\"is
_alarm\",\"value\":\"true\"},{\"name\":\"metricCategory\",\"value\":\"queue\"}]",
                "Dimensions": "userId,regionId,vhostName,queueName",
                "Namespace": "acs_amqp",
                "Periods": "60,300",
                "Unit": "count/min"
            },
            {
                "Description":"The number of messages generated by the instance per minute"
,
                "Statistics": "Value",
                "MetricName": "VhostMessageInput",
                "Labels": "[{\"name\":\"minAlertPeriod\",\"value\":\"60\"},{\"name\":\"aler
tDefault\",\"value\":\"\"},{\"name\":\"unitFactor\",\"value\":\"1\"},{\"name\":\"alertUnit\
",\"value\":\"count/min\"},{\"name\":\"productCategory\",\"value\":\"amqp\"},{\"name\":\"is
_alarm\",\"value\":\"true\"},{\"name\":\"metricCategory\",\"value\":\"vhost\"}]",
                "Dimensions": "userId,regionId,vhostName",
                "Namespace": "acs_amqp",
                "Periods": "60,300",
                "Unit": "count/min"
            },
            {
```

```
                "Description":"The number of messages consumed by the instance per minute",
                "Statistics": "Value",
                "MetricName": "VhostMessageOutput",
                "Labels": "[{\"name\":\"minAlertPeriod\",\"value\":\"60\"},{\"name\":\"aler
tDefault\",\"value\":\"\"},{\"name\":\"unitFactor\",\"value\":\"1\"},{\"name\":\"alertUnit\
",\"value\":\"count/min\"},{\"name\":\"productCategory\",\"value\":\"amqp\"},{\"name\":\"is
_alarm\",\"value\":\"true\"},{\"name\":\"metricCategory\",\"value\":\"vhost\"}]",
                "Dimensions": "userId,regionId,vhostName",
                "Namespace": "acs_amqp",
                "Periods": "60,300",
                "Unit": "count/min"
            },
            {
                "Description": "",
                "Statistics": "Average",
                "MetricName": "Latency",
                "Labels": "[{\"name\":\"alertUnit\",\"value\":\"ms\"},{\"name\":\"minAlertP
eriod\",\"value\":\"60\"},{\"name\":\"metricCategory\",\"value\":\"instanceId\"},{\"name\":
\"is_alarm\",\"value\":\"true\"}]",
                "Dimensions": "userId,region,apiUid",
                "Namespace": "acs_apigateway_dashboard",
                "Periods": "60,300,900",
                "Unit": "ms"
            },
            {
                "Description": "The percentage of HTTP 4xx status codes in a specified time
range",
                "Statistics": "Average,Minimum,Maximum",
                "MetricName": "code4xx",
                "Labels": "[{\"name\":\"alertUnit\",\"value\":\"%\"},{\"name\":\"minAlertPe
riod\",\"value\":\"60\"},{\"name\":\"metricCategory\",\"value\":\"instanceId\"},{\"name\":\
"is_alarm\",\"value\":\"true\"}]",
                "Dimensions": "userId,instanceId",
                "Namespace": "acs_cdn",
                "Periods": "60,300",
                "Unit": "%"
            }
        ]
    }
}
```


## Error codes

For a list of error codes, visit the API Error Center.

# 1.14.4. DescribeMetricList

Queries the monitoring data of a metric of a specified cloud service.

This topic provides an example of how to query the `cpu_idle` metric of the `acs_ecs_dashboard` cloud service. The response indicates the monitoring data of the `i-2ze5xhf87nzvhcxr****` instance that belongs to the `100931896542****` Alibaba Cloud account. At a statistical period of 60 seconds, the maximum value is 100, the minimum value is 95.47, and the average value is 98.35.

## Debugging

OpenAPI Explorer automatically calculates the signature value. For your convenience, we recommend that you call this operation in OpenAPI Explorer. OpenAPI Explorer dynamically generates the sample code of the operation for different SDKs.

## Request parameters

| Parameter | Type | Required | Example | Description |
|---|---|---|---|---|
| Action | String | Yes | DescribeMetricList | The operation that you want to perform. Set the value to DescribeMetricList. |
| MetricName | String | Yes | cpu_idle | The name of the metric.<br>**Note** For more information about metric names, see Appendix 1: Metrics. |
| Namespace | String | Yes | acs_ecs_dashboard | The namespace of the cloud service. Specify the value in the format of acs_Service name.<br>**Note** For more information about the namespaces of cloud services, see Appendix 1: Metrics. |

| Parameter | Type | Required | Example | Description |
| --- | --- | --- | --- | --- |
| Period | String | No | 60 | The time interval at which the monitoring data is queried. Unit: seconds. Valid values: 60, 300, and 900.<br>**Note**<br>• Set this parameter as needed.<br>• For more information about the time intervals for cloud services, see Appendix 1: Metrics. |
| StartTime | String | No | 1618368900000 | The beginning of the time range to query. Supported formats:<br>• UNIX timestamp: the number of milliseconds that have elapsed since January 1, 1970, 00:00:00 UTC.<br>• Time format: YYYY-MM-DDThh:mm:ssZ.<br>**Note**<br>• The specified period includes the end time and excludes the start time. The `start time` must be earlier than the `end time`.<br>• We recommend that you use UNIX timestamps to prevent time zone-related issues. |

| Parameter | Type | Required | Example | Description |
| --- | --- | --- | --- | --- |
| EndTime | String | No | 1618368960000 | The end of the time range to query. Supported formats:<br>• UNIX timestamp: the number of milliseconds that have elapsed since January 1, 1970, 00:00:00 UTC.<br>• Time format: YYYY-MM-DDThh:mm:ssZ.<br>Note We recommend that you use UNIX timestamps to prevent time zone-related issues. |
| Dimensions | String | No | [{"instanceId": "i-abcdefgh12****"}] | The dimensions that specify the resources for which you want to query monitoring data.<br>Set the value to a collection of key-value pairs. A typical key-value pair is `instanceId:i-2ze2d6j5uhg20x47****`.<br>Note<br>• Dimensions must be formatted as a JSON string in a specified order.<br>• For more information about the dimensions for cloud services, see Appendix 1: Metrics. |
| NextToken | String | No | IWBjqMYSy0is7zSMGu16**** | The token that is used to initiate the next request if the response of the current request is truncated. You can use the token to initiate another request and obtain the remaining records. |

| Parameter | Type | Required | Example | Description |
| --- | --- | --- | --- | --- |
| Length | String | No | 1000 | The number of entries to return on each page. |
| Express | String | No | null | The expression that is used to compute the query results in real time.<br>**Note** Only the groupby expression is supported. This expression is similar to the GROUP BY statement that is used in databases. |

For more information about common request parameters, see Common parameters.

## Response parameters

| Parameter | Type | Example | Description |
| --- | --- | --- | --- |
| RequestId | String | E68C1F4B-0CBC-4A0B-BCB5-212431FB817E | The ID of the request. |
| Code | String | 200 | The HTTP status code.<br>**Note** The value 200 indicates that the call was successful. |
| Success | Boolean | true | Indicates whether the call was successful. Valid values:<br>• true: The call was successful.<br>• false: The call failed. |
| NextToken | String | IWBjqMYSy0is7zSMGu16**** | The token that was used to initiate the next request. |
| Period | String | 60 | The time interval at which the monitoring data was queried. Unit: seconds. Valid values: 60, 300, and 900. |

| Parameter | Type | Example | Description |
| --- | --- | --- | --- |
| Datapoints | String | [{\"timestamp\":1625328060000,\"userId\":\"100931896542****\",\"instanceId\":\"i-2ze5xhf87nzvhcxr****\",\"Average\":98.35,\"Minimum\":95.47,\"Maximum\":100.0}, {\"timestamp\":1625328060000,\"userId\":\"100931896542****\",\"instanceId\":\"i-bp1ayw2n047u2wkl****\",\"Average\":96.49,\"Minimum\":50.0,\"Maximum\":100.0}] | The monitoring data. |
| Message | String | The specified resource is not found. | The returned message. |

## Examples

### Sample requests

```
http(s)://[Endpoint]/?Action=DescribeMetricList
&MetricName=cpu_idle
&Namespace=acs_ecs_dashboard
&<Common request parameters>
```

### Sample success responses

`XML` format

```
<DescribeMetricListResponse>
      <RequestId>E68C1F4B-0CBC-4A0B-BCB5-212431FB817E</RequestId>
      <Period>60</Period>
      <Datapoints>[{\"timestamp\":1625328060000,\"userId\":\"100931896542****\",\"instanceI
d\":\"i-2ze5xhf87nzvhcxr****\",\"Average\":98.35,\"Minimum\":95.47,\"Maximum\":100.0},{\"ti
mestamp\":1625328060000,\"userId\":\"100931896542****\",\"instanceId\":\"i-bp1ayw2n047u2wkl
****\",\"Average\":96.49,\"Minimum\":50.0,\"Maximum\":100.0}]</Datapoints>
      <Code>200</Code>
      <Success>true</Success>
</DescribeMetricListResponse>
```

`JSON` format

```
{
    "RequestId": "E68C1F4B-0CBC-4A0B-BCB5-212431FB817E",
    "Period": "60",
    "Datapoints": "[{\"timestamp\":1625328060000,\"userId\":\"100931896542****\",\"instance
Id\":\"i-2ze5xhf87nzvhcxr****\",\"Average\":98.35,\"Minimum\":95.47,\"Maximum\":100.0},{\"t
imestamp\":1625328060000,\"userId\":\"100931896542****\",\"instanceId\":\"i-bp1ayw2n047u2wk
l****\",\"Average\":96.49,\"Minimum\":50.0,\"Maximum\":100.0}]",
    "Code": "200",
    "Success": true
}
```

## Error codes

| HTTP status code | Error code | Error message | Description |
|---|---|---|---|
| 404 | ResourceNotFound | The specified resource is not found. | The error message returned because the specified resource is not found. |

For a list of error codes, visit the API Error Center.

# 1.14.5. DescribeMetricData

Queries the monitoring data of a metric for a specified cloud service.

> **Note** Different from DescribeMetricList, the DescribeMetricData operation provides statistical features. You can set the Dimensions parameter to {"userId":"xxxx"} to aggregate all data of the specified user.

This topic provides an example to show how to query the monitoring data of the `cpu_idle` metric for Elastic Compute Service (ECS) whose namespace is `acs_ecs_dashboard`.

## Debugging

OpenAPI Explorer automatically calculates the signature value. For your convenience, we recommend that you call this operation in OpenAPI Explorer. OpenAPI Explorer dynamically generates the sample code of the operation for different SDKs.

## Request parameters

| Parameter | Type | Required | Example | Description |
|---|---|---|---|---|
| Action | String | Yes | DescribeMetricData | The operation that you want to perform. Set the value to DescribeMetricData. |

| Parameter | Type | Required | Example | Description |
| --- | --- | --- | --- | --- |
| MetricName | String | Yes | cpu_idle | The name of the metric. For more information, see Appendix 1: Metrics. |
| Namespace | String | Yes | acs_ecs_dashboard | The namespace of the cloud service. For more information, see Appendix 1: Metrics. |
| Period | String | No | 60 | The statistical period of monitoring data. Unit: seconds. Valid values: 15, 60, 900, and 3600.<br>**Note** If this parameter is not specified, monitoring data is queried based on the period in which metric values are reported. |
| | | | | The start of the time range to query monitoring data.<br>• If the `StartTime` and `EndTime` parameters are not specified, the monitoring data of the last statistical period is queried.<br>• If the `StartTime` and `EndTime` parameters are specified, the monitoring data of the last statistical period in the specified time range is queried. The following examples demonstrate how to determine the period in which monitoring data is queried:<br>  ○ If you set the `Period` parameter to 15, the specified time range must be less than or equal to 20 minutes. For example, if you set the StartTime parameter to 2021-05-08 08:10:00 and the EndTime parameter to 2021-05-08 08:30:00, the monitoring data of the last 15 seconds in the time range is queried. |

| Parameter | Type | Required | Example | Description |
| --- | --- | --- | --- | --- |
| StartTime | String | No | 1618368900000 | ◦ If you set the `Period` parameter to 60 or 900, the specified time range must be less than or equal to 2 hours. For example, if you set the Period parameter to 60, the StartTime parameter to 2021-05-08 08:00:00, and the EndTime parameter to 2021-05-08 10:00:00, the monitoring data of the last 60 seconds in the time range is queried.<br>◦ If you set the `Period` parameter to 3600, the specified time range must be less than or equal to two days. For example, if you set the StartTime parameter to 2021-05-08 08:00:00 and the EndTime parameter to 2021-05-10 08:00:00, the monitoring data of the last 3,600 seconds in the time range is queried.<br>The following formats are supported:<br>• UNIX timestamp: the number of milliseconds that have elapsed since 00:00:00 Thursday, January 1, 1970<br>• UTC time: the UTC time that follows the YYYY-MM-DDThh:mm:ssZ format<br>**Note**<br>• You must set the `StartTime` parameter to a point in time that is later than 00:00:00 Thursday, January 1, 1970. Otherwise, this parameter is invalid.<br>• We recommend that you use UNIX timestamps to prevent time zone-related issues. |
| | | | | The end of the time range to query monitoring data.<br>• If the `StartTime` and `EndTime` parameters are not specified, the monitoring data of the last statistical period is queried.<br>• If the `StartTime` and `EndTime` parameters are specified, the monitoring data of the last |

| Parameter | Type | Required | Example | Description |
| --- | --- | --- | --- | --- |
| EndTime | String | No | 1618368960000 | statistical period in the specified time range is queried. The following examples demonstrate how to determine the period in which monitoring data is queried:<br>○ If you set the `Period` parameter to 15, the specified time range must be less than or equal to 20 minutes. For example, if you set the StartTime parameter to 2021-05-08 08:10:00 and the EndTime parameter to 2021-05-08 08:30:00, the monitoring data of the last 15 seconds in the time range is queried.<br>○ If you set the `Period` parameter to 60 or 900, the specified time range must be less than or equal to 2 hours. For example, if you set the Period parameter to 60, the StartTime parameter to 2021-05-08 08:00:00, and the EndTime parameter to 2021-05-08 10:00:00, the monitoring data of the last 60 seconds in the time range is queried.<br>○ If you set the `Period` parameter to 3600, the specified time range must be less than or equal to two days. For example, if you set the StartTime parameter to 2021-05-08 08:00:00 and the EndTime parameter to 2021-05-10 08:00:00, the monitoring data of the last 3,600 seconds in the time range is queried.<br><br>The following formats are supported:<br>• UNIX timestamp: the number of milliseconds that have elapsed since 00:00:00 Thursday, January 1, 1970<br>• UTC time: the UTC time that follows the YYYY-MM-DDThh:mm:ssZ format<br><br>**Note** We recommend that you use UNIX timestamps to prevent time zone-related issues. |

| Parameter | Type | Required | Example | Description |
| --- | --- | --- | --- | --- |
| Dimensions | String | No | [{"instanceId": "i-abcdefgh12****"}] | The dimensions that specify the resources whose monitoring data you want to query.<br>Set the value to a collection of key-value pairs. A typical key-value pair is `instanceId:i-2ze2d6j5uhg20x47****`.<br>**Note** Dimensions must be formatted as a JSON string in a specified order. |
| Express | String | No | null | The expression that is used to compute the query results in real time.<br>Only the `groupby` expression is supported. This expression is similar to the GROUP BY statement that is used in databases. |
| Length | String | No | 1000 | The number of entries to return on each page. Default value: 1000. |

For more information about common request parameters, see Common parameters.

## Response parameters

| Parameter | Type | Example | Description |
| --- | --- | --- | --- |
| Code | String | 200 | The HTTP status code.<br>**Note** The status code 200 indicates that the call is successful. |

| Parameter | Type | Example | Description |
| --- | --- | --- | --- |
| Datapoints | String | [{\"timestamp\":1618368900000,\"Average\":95.8291666666667,\"Minimum\":65.48,\"Maximum\":100.0}, {\"timestamp\":1618368960000,\"Average\":95.8683333333333,\"Minimum\":67.84,\"Maximum\":100.0}] | The monitoring data. The value includes the following fields:<br>• `timestamp` : the timestamp when the alert was triggered.<br>• `userId` : the ID of the user for which the alert was triggered.<br>• `instanceId` : the ID of the instance for which the alert was triggered.<br>• `Minimum` , `Average` , and `Maximum` : the aggregation methods. |
| Message | String | The specified resource is not found. | The error message. |
| Period | String | 60 | The statistical period of monitoring data. Unit: seconds. Valid values: 15, 60, 900, and 3600. |
| RequestId | String | 6A5F022D-AC7C-460E-94AE-B9E75083D027 | The ID of the request. |

## Examples

### Sample requests

```
http(s)://[Endpoint]/?Action=DescribeMetricData
&MetricName=cpu_idle
&Namespace=acs_ecs_dashboard
&<Common request parameters>
```

### Sample success responses

`XML` format

```
<DescribeMetricDataResponse>
   <RequestId>7598FEED-3B79-4B4A-AD01-435F34DA8EDC</RequestId>
   <Period>60</Period>
      <Datapoints>[{\"timestamp\":1618368900000,\"Average\":95.8291666666667,\"Minimum\":65
.48,\"Maximum\":100.0},{\"timestamp\":1618368960000,\"Average\":95.8683333333333,\"Minimum\
":67.84,\"Maximum\":100.0}]</Datapoints>
   <Code>200</Code>
</DescribeMetricDataResponse>
```

`JSON` format

```
{
 "RequestId": "7598FEED-3B79-4B4A-AD01-435F34DA8EDC",
 "Period": "60",
 "Datapoints": "[{\"timestamp\":1618368900000,\"Average\":95.8291666666667,\"Minimum\":65.48,\"Maximum\":100.0},{\"timestamp\":1618368960000,\"Average\":95.8683333333333,\"Minimum\":67.84,\"Maximum\":100.0}]",
 "Code": "200"
}
```

## Error codes

| HttpCode | Error code | Error message | Description |
|---|---|---|---|
| 404 | ResourceNotFound | The specified resource is not found. | The error message returned because the specified resource is not found. |

For a list of error codes, visit the API Error Center.

# 1.14.6. DescribeMetricTop

Queries the latest monitoring data of a metric for a cloud service. The data can be sorted based on a specified order.

This topic describes how to query the monitoring data of the acs_ecs_dashboard cloud service. In this example, the monitoring data in the last 60 seconds of the cpu_idle metric is queried, and the data is sorted in the descending order based on the Average field.

## Debugging

OpenAPI Explorer automatically calculates the signature value. For your convenience, we recommend that you call this operation in OpenAPI Explorer. OpenAPI Explorer dynamically generates the sample code of the operation for different SDKs.

## Request parameters

| Parameter | Type | Required | Example | Description |
|---|---|---|---|---|
| Action | String | Yes | DescribeMetricTop | The operation that you want to perform. Set the value to DescribeMetricTop. |
| MetricName | String | Yes | cpu_idle | The name of the metric. For more information, see Metrics. |
| Namespace | String | Yes | acs_ecs_dashboard | The namespace of the cloud service. For more information, see Metrics. |

| Parameter | Type | Required | Example | Description |
| --- | --- | --- | --- | --- |
| Orderby | String | Yes | Average | The field based on which the metric data is sorted. Valid values:<br>• Average: the average value<br>• Minimum: the minimum value<br>• Maximum: the maximum value |
| Period | String | No | 60 | The interval at which monitoring data is collected. Unit: seconds. Valid values: 15, 60, 900, and 3600.<br>**Note** If this parameter is not specified, monitoring data is queried at the interval at which the metric data is reported. |
| | | | | The start of the time range to query monitoring data.<br>• If the `StartTime` and `EndTime` parameters are not specified, the monitoring data of the last `interval` is queried.<br>• If the `StartTime` and `EndTime` parameters are specified, the monitoring data of the last `interval` in the `time range` is queried. Examples:<br>  ○ If you set the `Period` parameter to 15, the specified time range must be less than or equal to 20 minutes. For example, if you set the StartTime parameter to 2021-05-08 08:10:00 and the EndTime parameter to 2021-05-08 08:30:00, the monitoring data of the last 15 seconds in the time range is queried. |

| Parameter | Type | Required | Example | Description |
| --- | --- | --- | --- | --- |
| StartTime | String | No | 2021-05-08 08:00:00 | ◦ If you set the `Period` to 60 or 900, the specified time range must be less than or equal to 2 hours. For example, if you set the Period parameter to 60, the StartTime parameter to 2021-05-08 08:00:00, and the EndTime parameter to 2021-05-08 10:00:00, the monitoring data of the last 60 seconds in the time range is queried.<br>◦ If you set the `Period` parameter to 3600, the specified time range must be less than or equal to 2 days. For example, if you set the StartTime parameter to 2021-05-08 08:00:00 and the EndTime parameter to 2021-05-10 08:00:00, the monitoring data of the last 3600 seconds in the time range is queried.<br>Supported formats of the start time:<br>• UNIX timestamp: the number of milliseconds that have elapsed since 00:00:00 Thursday, January 1, 1970.<br>• Time format: YYYY-MM-DDThh:mm:ssZ.<br>Note<br>• You must set the `StartTime` parameter to a point in time that is later than 00:00:00 Thursday, January 1, 1970. Otherwise, this parameter is invalid.<br>• We recommend that you use UNIX timestamps to prevent time zone-related |
| | | | | The end of the time range to query monitoring data.<br>• If the `StartTime` and `EndTime` parameters are not specified, the monitoring data of the last `interval` is queried.<br>• If the `StartTime` and `EndTime` parameters are specified, the monitoring data of the last `interval` in the time range is queried.<br>Examples: |

| Parameter | Type | Required | Example | Description |
| --- | --- | --- | --- | --- |
| EndTime | String | No | 2021-05-08 10:00:00 | ◦ If you set the `Period` parameter to 15, the specified time range must be less than or equal to 20 minutes. For example, if you set the StartTime parameter to 2021-05-08 08:10:00 and the EndTime parameter to 2021-05-08 08:30:00, the monitoring data of the last 15 seconds in the time range is queried.<br>◦ If you set the `Period` parameter to 60 or 900, the specified time range must be less than or equal to 2 hours. For example, if you set the Period parameter to 60, the StartTime parameter to 2021-05-08 08:00:00, and the EndTime parameter to 2021-05-08 10:00:00, the monitoring data of the last 60 seconds in the time range is queried.<br>◦ If you set the `Period` parameter to 3600, the specified time range must be less than or equal to 2 days. For example, if you set the StartTime parameter to 2021-05-08 08:00:00 and the EndTime parameter to 2021-05-10 08:00:00, the monitoring data of the last 3600 seconds in the time range in queried.<br><br>Supported formats of the end time:<br>• UNIX timestamp: the number of milliseconds that have elapsed since 00:00:00 Thursday, January 1, 1970.<br>• Time format: YYYY-MM-DDThh:mm:ssZ.<br><br>**Note** We recommend that you use UNIX timestamps to prevent time zone-related issues. |

| Parameter | Type | Required | Example | Description |
| --- | --- | --- | --- | --- |
| Dimensions | String | No | [{"instanceId": "i-abcdefgh12****"}] | The dimensions. This parameter is used to specify the resources whose monitoring data is queried.<br>This parameter includes a set of key-value pairs. Example: `instanceId:i-2ze2d6j5uhg20x47****` .<br>**Note** This parameter must be a JSON string. The dimensions must be passed to the JSON string in a specified order. |
| OrderDesc | String | No | False | The order in which data is sorted. Valid values:<br>• True: sorts data in the ascending order.<br>• False: sorts data in the descending order. Default value: false. |
| Length | String | No | 10 | The number of entries to return on each page. Default value: 10. |
| Express | String | No | {"groupby": ["userId","instanceId"]} | The expression that is used to perform real-time computation on the query results.<br>Only the `groupby` expression is supported. This expression is similar to the GROUP BY statement that applies to databases. |

For more information about common request parameters, see Common parameters.

## Response parameters

| Parameter | Type | Example | Description |
| --- | --- | --- | --- |
| RequestId | String | 3121AE7D-4AFF-4C25-8F1D-C8226EBB1F42 | The ID of the request. |

| Parameter | Type | Example | Description |
| --- | --- | --- | --- |
| Code | String | 200 | The HTTP status code.<br>**Note** The HTTP status code 200 indicates that the call succeeds. |
| Datapoints | String | [{\"order\":1,\"timestamp\":1620287520000,\"userId\":\"1208863178 61****\",\"instanceId\":\"i-j6ccf7d5fn335qpo****\",\"Average\":99.92,\"Minimum\":99.5,\"Maximum\":100.0,\"_count\":1.0},{\"order\":2,\"timestamp\":1620287520000,\"userId\":\"1208863178 61****\",\"instanceId\":\"i-0xii2bvf42iqvxbp****\",\"Average\":99.91,\"Minimum\":99.0,\"Maximum\":100.0,\"_count\":1.0}] | The list of monitoring data. |
| Period | String | 60 | The interval at which monitoring data is collected. Unit: seconds. Valid values: 15, 60, 900, and 3600. |
| Message | String | The specified resource is not found. | The error message. |

## Examples

### Sample requests

```
http(s)://[Endpoint]/?Action=DescribeMetricTop
&MetricName=cpu_idle
&Namespace=acs_ecs_dashboard
&Period=60
&Orderby=Average
&OrderDesc=False
&<Common request parameters>
```

### Sample success responses

`XML` format

```
<DescribeMetricTopResponse>
      <RequestId>18DC44ED-B058-49B0-9D49-1D6608328E4D</RequestId>
      <Period>60</Period>
      <Datapoints>[{\"order\":1,\"timestamp\":1620287520000,\"userId\":\"120886317861****\"
,\"instanceId\":\"i-j6ccf7d5fn335qpo****\",\"Average\":99.92,\"Minimum\":99.5,\"Maximum\":1
00.0,\"_count\":1.0},{\"order\":2,\"timestamp\":1620287520000,\"userId\":\"120886317861****
\",\"instanceId\":\"i-0xii2bvf42iqvxbp****\",\"Average\":99.91,\"Minimum\":99.0,\"Maximum\"
:100.0,\"_count\":1.0}]</Datapoints>
      <Code>200</Code>
</DescribeMetricTopResponse>
```

`JSON` format

```
{
    "RequestId": "18DC44ED-B058-49B0-9D49-1D6608328E4D",
    "Period": "60",
    "Datapoints": "[{\"order\":1,\"timestamp\":1620287520000,\"userId\":\"120886317861****\
",\"instanceId\":\"i-j6ccf7d5fn335qpo****\",\"Average\":99.92,\"Minimum\":99.5,\"Maximum\":
100.0,\"_count\":1.0},{\"order\":2,\"timestamp\":1620287520000,\"userId\":\"120886317861***
*\",\"instanceId\":\"i-0xii2bvf42iqvxbp****\",\"Average\":99.91,\"Minimum\":99.0,\"Maximum\
":100.0,\"_count\":1.0}]",
    "Code": "200"
}
```

## Error codes

| HttpCode | Error code | Error message | Description |
|---|---|---|---|
| 404 | ResourceNotFound | The specified resource is not found. | The error message returned because the specified resource is not found. |

For a list of error codes, visit the API Error Center.

# 1.14.7. DescribeMonitorResourceQuotaAttribute

Queries the resource quotas of CloudMonitor.

## Debugging

OpenAPI Explorer automatically calculates the signature value. For your convenience, we recommend that you call this operation in OpenAPI Explorer. OpenAPI Explorer dynamically generates the sample code of the operation for different SDKs.

## Request parameters

| Parameter | Type | Required | Example | Description |
|---|---|---|---|---|

| Parameter | Type | Required | Example | Description |
| --- | --- | --- | --- | --- |
| Action | String | Yes | DescribeMonitorResourceQuotaAttribute | The operation that you want to perform. Set the value to DescribeMonitorResourceQuotaAttribute. |
| ShowUsed | Boolean | No | true | Specifies whether to return information about used quotas. Valid values:<br>• true: to include information about used quotas. Default value: true.<br>• false: to exclude information about used quotas. |

For more information about common request parameters, see Common parameters.

## Response parameters

| Parameter | Type | Example | Description |
| --- | --- | --- | --- |
| Code | String | 200 | The HTTP status code.<br>Note The HTTP status code 200 indicates that the call succeeds. |
| Message | String | The specified resource is not found. | The error message. |
| RequestId | String | 31BC7201-00F2-47B2-B7B9-6A173076ACE | The ID of the request. |
| ResourceQuota | Struct | | The details about the resource quotas of CloudMonitor. |
| Api | Struct | | The details about the quota of API operation calls. |
| QuotaLimit | Integer | 500 | The total quota of API operation calls. Unit: 10,000 calls. |
| QuotaPackage | Integer | 500 | The quota of API operation calls in your purchased plan. Unit: 10,000 calls. |

| Parameter | Type | Example | Description |
| --- | --- | --- | --- |
| QuotaUsed | Integer | 9987 | The used quota of API operation calls in your purchased plan. Unit: calls. |
| CustomMonitor | Struct | | The details about the quota of custom monitoring. |
| QuotaLimit | Integer | 1200 | The total quota of the time series in custom monitoring. |
| QuotaPackage | Integer | 1000 | The quota of the time series in custom monitoring in your purchased plan. |
| QuotaUsed | Integer | 8 | The used quota of the time series in custom monitoring in your purchased plan. |
| EnterpriseQuota | Struct | | The details about the quota. |
| InstanceId | String | cms_enterprise_public_cn-7mz27pd**** | The ID of the instance to be monitored. |
| SuitInfo | String | ENTERPRISE | The description of the instance. |
| EventMonitor | Struct | | The details about the quota of event monitoring. |
| QuotaLimit | Integer | 55 | The total quota of events that can be reported in event monitoring. The total quota is the value that is multiplied by 10,000. |
| QuotaPackage | Integer | 50 | The quota of events that can be reported in event monitoring in your purchased plan. The quota of events that can be reported in event monitoring. |
| QuotaUsed | Integer | 2 | The used quota of events that can be reported in event monitoring in your purchased plan. The product of multiplying the value and 10,000 indicates the used quota. |

| Parameter | Type | Example | Description |
| --- | --- | --- | --- |
| ExpireTime | String | 2021-02-28 | The time when the plan expires. |
| InstanceId | String | cms_edition-cn-n6w20rn**** | The ID of the purchased subscription plan. |
| LogMonitor | Struct | | The details about the quota of log monitoring. |
| QuotaLimit | Integer | 150 | The total quota of processed log data in log monitoring. Unit: MB/min. |
| QuotaPackage | Integer | 150 | The quota of processed log data in log monitoring in your purchased plan. Unit: MB/min. |
| QuotaUsed | Integer | 80 | The used quota of processed log data in log monitoring in your purchased plan. Unit: MB/min. |
| Phone | Struct | | The details about the quota of alert phone calls. |
| QuotaLimit | Integer | 550 | The total quota of alert phone calls. Unit: calls. |
| QuotaPackage | Integer | 500 | The quota of alert phone calls in your purchased resource plan. Unit: calls. |
| QuotaUsed | Integer | 100 | The used quota of alert phone calls in your purchased resource plan. Unit: calls. |
| SMS | Struct | | The details about the quota of alert text messages. |
| QuotaLimit | Integer | 550 | The total quota of alert text messages. |
| QuotaPackage | Integer | 500 | The quota of alert text messages in your purchased resource plan. |

| Parameter | Type | Example | Description |
| --- | --- | --- | --- |
| QuotaUsed | Integer | 38 | The used quota of alert text messages in your purchased resource plan. |
| SiteMonitorEcsProbe | Struct | | The details about the quota of detection points that are provided by Alibaba Cloud in site monitoring. |
| QuotaLimit | Integer | 5 | The total quota of detection points that are provided by Alibaba Cloud in site monitoring.<br>**Note** The value indicates the maximum number of detection points provided by Alibaba Cloud that you can select for a site monitoring task. |
| QuotaPackage | Integer | 5 | The quota of detection points that are provided by Alibaba Cloud in site monitoring in your purchased plan. |
| QuotaUsed | Integer | 20 | The used quota of detection points that are provided by Alibaba Cloud in site monitoring in your purchased plan.<br>**Note** The value indicates the total number of detection points provided by Alibaba Cloud that are used by existing site monitoring tasks. |
| SiteMonitorOperatorProbe | Struct | | The details about the quota of detection points that are provided by other carriers in site monitoring. |
| QuotaLimit | Integer | 5 | The total quota of detection points that are provided by other carriers in site monitoring. |
| QuotaPackage | Integer | 5 | The quota of detection points that are provided by other carriers in site monitoring in your purchased plan. |
| QuotaUsed | Integer | 0 | The used quota of detection points that are provided by other carriers in site monitoring in your purchased plan. |

| Parameter | Type | Example | Description |
| --- | --- | --- | --- |
| SiteMonitorTask | Struct | | The quota of site monitoring tasks. |
| QuotaLimit | Integer | 25 | The total quota of site monitoring tasks. |
| QuotaPackage | Integer | 20 | The quota of site monitoring tasks in your purchased plan. |
| QuotaUsed | Integer | 15 | The used quota of site monitoring tasks in your purchased plan. |
| SuitInfo | String | pro | The current edition of CloudMonitor. Valid values:<br>• free: free edition<br>• pro: Professional Edition<br>• cms_post: pay-as-you-go |

## Examples

### Sample requests

```
http(s)://[Endpoint]/?Action=DescribeMonitorResourceQuotaAttribute
&<Common request parameters>
```

### Sample success responses

`XML` format

```
<DescribeMonitorResourceQuotaAttributeResponse>
      <RequestId>1E1961C4-B340-45D7-8CC3-F7D0BF19F2E0</RequestId>
      <ResourceQuota>
            <SiteMonitorOperatorProbe>
                  <QuotaUsed>0</QuotaUsed>
                  <QuotaPackage>5</QuotaPackage>
                  <QuotaLimit>5</QuotaLimit>
            </SiteMonitorOperatorProbe>
            <InstanceId>cms_edition-cn-n6w20rn****</InstanceId>
            <Phone>
                  <QuotaUsed>100</QuotaUsed>
                  <QuotaPackage>500</QuotaPackage>
                  <QuotaLimit>550</QuotaLimit>
            </Phone>
            <SuitInfo>pro</SuitInfo>
            <SiteMonitorTask>
                  <QuotaUsed>7</QuotaUsed>
                  <QuotaPackage>20</QuotaPackage>
                  <QuotaLimit>20</QuotaLimit>
            </SiteMonitorTask>
```

```
            </SiteMonitorTask>
            <SMS>
                  <QuotaUsed>38</QuotaUsed>
                  <QuotaPackage>500</QuotaPackage>
                  <QuotaLimit>550</QuotaLimit>
            </SMS>
            <LogMonitor>
                  <QuotaUsed>0</QuotaUsed>
                  <QuotaPackage>50</QuotaPackage>
                  <QuotaLimit>50</QuotaLimit>
            </LogMonitor>
            <Api>
                  <QuotaUsed>9987</QuotaUsed>
                  <QuotaPackage>500</QuotaPackage>
                  <QuotaLimit>500</QuotaLimit>
            </Api>
            <ExpireTime>2021-02-28</ExpireTime>
            <SiteMonitorEcsProbe>
                  <QuotaUsed>20</QuotaUsed>
                  <QuotaPackage>5</QuotaPackage>
                  <QuotaLimit>5</QuotaLimit>
            </SiteMonitorEcsProbe>
            <CustomMonitor>
                  <QuotaUsed>8</QuotaUsed>
                  <QuotaPackage>1000</QuotaPackage>
                  <QuotaLimit>1200</QuotaLimit>
            </CustomMonitor>
            <EventMonitor>
                  <QuotaUsed>2</QuotaUsed>
                  <QuotaPackage>50</QuotaPackage>
                  <QuotaLimit>55</QuotaLimit>
            </EventMonitor>
      </ResourceQuota>
      <Code>200</Code>
</DescribeMonitorResourceQuotaAttributeResponse>
```

`JSON` format

```
{
    "RequestId": "1E1961C4-B340-45D7-8CC3-F7D0BF19F2E0",
    "ResourceQuota": {
        "SiteMonitorOperatorProbe": {
            "QuotaUsed": 0,
            "QuotaPackage": 5,
            "QuotaLimit": 5
        },
        "InstanceId": "cms_edition-cn-n6w20rn****",
        "Phone": {
            "QuotaUsed": 100,
            "QuotaPackage": 500,
            "QuotaLimit": 550
        },
        "SuitInfo": "pro",
        "SiteMonitorTask": {
```

```
            "QuotaUsed": 7,
            "QuotaPackage": 20,
            "QuotaLimit": 20
        },
        "SMS": {
            "QuotaUsed": 38,
            "QuotaPackage": 500,
            "QuotaLimit": 550
        },
        "LogMonitor": {
            "QuotaUsed": 0,
            "QuotaPackage": 50,
            "QuotaLimit": 50
        },
        "Api": {
            "QuotaUsed": 9987,
            "QuotaPackage": 500,
            "QuotaLimit": 500
        },
        "ExpireTime": "2021-02-28",
        "SiteMonitorEcsProbe": {
            "QuotaUsed": 20,
            "QuotaPackage": 5,
            "QuotaLimit": 5
        },
        "CustomMonitor": {
            "QuotaUsed": 8,
            "QuotaPackage": 1000,
            "QuotaLimit": 1200
        },
        "EventMonitor": {
            "QuotaUsed": 2,
            "QuotaPackage": 50,
            "QuotaLimit": 55
        }
    },
    "Code": 200
}
```


## Error codes

| HttpCode | Error code | Error message | Description |
|---|---|---|---|
| 404 | ResourceNotFound | The specified resource is not found. | The error message returned because the specified resource is not found. |

For a list of error codes, visit the API Error Center.

# 1.15. Alert service

# 1.15.1. Alert History

## 1.15.1.1. DescribeAlertHistoryList

Queries historical alerts.

### Debugging

OpenAPI Explorer automatically calculates the signature value. For your convenience, we recommend that you call this operation in OpenAPI Explorer. OpenAPI Explorer dynamically generates the sample code of the operation for different SDKs.

### Request parameters

| Parameter | Type | Required | Example | Description |
|---|---|---|---|---|
| Action | String | Yes | DescribeAlertHistoryList | The operation that you want to perform. Set the value to DescribeAlertHistoryList. |
| RuleId | String | No | applyTemplate61dc81b5-d357-4cf6-a9b7-9f83c1d5**** | The ID of the alert rule.<br>For information about how to obtain the ID of an alert rule, see DescribeMetricRuleList. |
| RuleName | String | No | ECS_Rule | The name of the alert rule.<br>For information about how to query the name of an alert rule, see DescribeMetricRuleList. |
| Namespace | String | No | acs_ecs_dashboard | The namespace of the cloud service.<br>For information about how to query the namespace of a cloud service, see Appendix 1: Metrics. |
| MetricName | String | No | cpu_total | The metric that is used to monitor the cloud service.<br>For information about how to query the name of a metric, see Appendix 1: Metrics. |
| GroupId | String | No | 7671**** | The ID of the application group.<br>For information about how to obtain the ID of an application group, see DescribeMonitorGroups. |

| Parameter | Type | Required | Example | Description |
| --- | --- | --- | --- | --- |
| Status | String | No | 2 | Specifies whether alerts are muted. Valid values:<br>• 2 (default value): Alerts are muted and are not triggered within the mute period, even if the condition specified in the alert rule is met.<br>• 0: Alerts are triggered or cleared.<br>• 1: The alert rule is ineffective. |
| State | String | No | ALARM | The status of the alert. Valid values:<br>• ALARM (default value): Alerts are triggered.<br>• OK: No alerts are triggered. |
| Ascending | Boolean | No | true | The order of alerts. Valid values:<br>• true (default value): reverse chronological order<br>• false: chronological order |
| StartTime | String | No | 1640237400000 | The start timestamp of the historical alerts that you want to query.<br>Unit: milliseconds. |
| EndTime | String | No | 1640608200000 | The end timestamp of the historical alerts that you want to query.<br>Unit: milliseconds. |
| PageSize | Integer | No | 10 | The number of entries to return on each page.<br>Default value: 10. |
| Page | Integer | No | 1 | The number of the page to return.<br>Default value: 1. |

For more information about common request parameters, see Common parameters.

## Response parameters

| Parameter | Type | Example | Description |
| --- | --- | --- | --- |

| Parameter | Type | Example | Description |
| --- | --- | --- | --- |
| RequestId | String | C3C69FBE-2262-541F-A409-C52F380BAE63 | The ID of the request. |
| Code | String | 200 | The HTTP status code.<br>**Note** The status code 200 indicates that the call is successful. |
| Success | Boolean | true | Indicates whether the call is successful. Valid values:<br>• true: The call is successful.<br>• false: The call fails. |
| Total | String | 2 | The total number of returned entries. |
| AlarmHistoryList | Array of AlarmHistory | | The details of historical alerts. |
| AlarmHistory | | | |
| AlertTime | Long | 1640586600000 | The timestamp when the alert was triggered. Unit: milliseconds. |
| ContactALIIMs | List | username@example.com | The TradeManager IDs of the alert contacts.<br>**Note** This parameter can be returned only on the China site (aliyun.com). |
| ContactGroups | List | ECS_Group | The alert contact groups. |
| ContactMails | List | username@example.com | The email addresses of the alert contacts. |
| ContactSmses | List | 13900009999 | The mobile numbers of the alert contacts.<br>**Note** This parameter can be returned only on the China site (aliyun.com). |

| Parameter | Type | Example | Description |
| --- | --- | --- | --- |
| Contacts | List | Alice | The alert contacts that receive alert notifications. |
| Dimensions | String | {\"instanceId\":\"i-bp1cqhiw1za2****\"} | The resources that are monitored. |
| EvaluationCount | Integer | 3 | The consecutive number of times for which the metric value meets the alert condition before an alert is triggered. |
| Expression | String | $Average>=10 | The expression that is used to trigger alerts. |
| GroupId | String | 7671**** | The ID of the application group. |
| InstanceName | String | i-bp1cqhiw1za2**** | The name of the monitored instance. |
| LastTime | Long | 360133 | The duration of the alert. Unit: milliseconds. |
| Level | String | P4 | The severity level and notification methods of the alert. Valid values:<br>• P4: Alert notifications are sent by using emails and DingTalk chatbots.<br>• OK: No alert is generated. |
| MetricName | String | cpu_total | The name of the metric. |
| Namespace | String | acs_ecs_dashboard | The namespace of the cloud service. |
| RuleId | String | applyTemplate61dc81b5-d357-4cf6-a9b7-9f83c1d5**** | The ID of the alert rule. |
| RuleName | String | ECS_Rule | The name of the alert rule. |
| State | String | ALARM | The status of the alert. Valid values:<br>• ALARM: Alerts are triggered.<br>• OK: No alerts are triggered. |

| Parameter | Type | Example | Description |
| --- | --- | --- | --- |
| Status | Integer | 2 | Indicates whether alerts are muted. Valid values:<br>• 2 (default value): Alerts are muted and are not triggered within the mute period, even if the condition specified in the alert rule is met.<br>• 0: Alerts are triggered or cleared.<br>• 1: The alert rule is ineffective. |
| Value | String | 10.58 | The threshold of the metric value to trigger or clear an alert. |
| Webhooks | String | https://www.aliyun.com | The callback URL. |
| Message | String | The Request is not authorization. | The error message. |

## Examples

### Sample requests

```
http(s)://[Endpoint]/?Action=DescribeAlertHistoryList
&<Common request parameters>
```

### Sample success responses

`XML` format

```
<DescribeAlertHistoryListResponse>
   <AlarmHistoryList>
      <AlarmHistory>
         <Status>2</Status>
         <ContactGroups>
            <ContactGroup>ECS_Group</ContactGroup>
         </ContactGroups>
         <RuleId>applyTemplate61dc81b5-d357-4cf6-a9b7-9f83c1d5****</RuleId>
         <Dimensions>{\"instanceId\":\"i-bp1cqhiw1za2****\"}</Dimensions>
         <EvaluationCount>3</EvaluationCount>
         <ContactMails></ContactMails>
         <ContactSmses></ContactSmses>
         <Namespace>acs_ecs_dashboard</Namespace>
         <AlertTime>1640586600000</AlertTime>
         <GroupId>7671****</GroupId>
         <InstanceName>i-bp1cqhiw1za2****</InstanceName>
         <MetricName>cpu_total</MetricName>
         <Contacts></Contacts>
         <Expression>$Average&gt;=10</Expression>
         <State>ALARM</State>
         <Value>10.58</Value>
```

```
            <Value>10.56</Value>
            <Level>P4</Level>
            <PreLevel>P4</PreLevel>
            <LastTime>360133</LastTime>
            <RuleName>ECS_Rule</RuleName>
            <ContactALIIMs></ContactALIIMs>
        </AlarmHistory>
        <AlarmHistory>
            <Status>0</Status>
            <ContactGroups>
                <ContactGroup>ECS_Group</ContactGroup>
            </ContactGroups>
            <RuleId>applyTemplate61dc81b5-d357-4cf6-a9b7-9f83****</RuleId>
            <Dimensions>{\"instanceId\":\"i-bp1cqhiw1za2807s****\"}</Dimensions>
            <EvaluationCount>3</EvaluationCount>
            <ContactMails></ContactMails>
            <ContactSmses></ContactSmses>
            <Namespace>acs_ecs_dashboard</Namespace>
            <AlertTime>1640586540000</AlertTime>
            <GroupId>7671****</GroupId>
            <InstanceName>i-bp1cqhiw1za2807s****</InstanceName>
            <MetricName>cpu_total</MetricName>
            <Contacts></Contacts>
            <Expression>$Average&gt;=10</Expression>
            <State>ALARM</State>
            <Value>10.13</Value>
            <Level>P4</Level>
            <LastTime>300085</LastTime>
            <RuleName>ECS_Rule</RuleName>
            <ContactALIIMs>
                <ContactALIIM>\"username@example.com\"</ContactALIIM>
            </ContactALIIMs>
        </AlarmHistory>
    </AlarmHistoryList>
    <RequestId>C3C69FBE-2262-541F-A409-C52F380BAE63</RequestId>
    <Total>2</Total>
    <Code>200</Code>
    <Success>true</Success>
</DescribeAlertHistoryListResponse>
```

`JSON` format

```
{
    "AlarmHistoryList": {
        "AlarmHistory": [
            {
                "Status": 2,
                "ContactGroups": {
                    "ContactGroup": [
                        "ECS_Group"
                    ]
                },
                "RuleId": "applyTemplate61dc81b5-d357-4cf6-a9b7-9f83c1d5****",
                "Dimensions": "{\"instanceId\":\"i-bp1cqhiw1za2****\"}",
```

```
            "EvaluationCount": 3,
            "ContactMails": {
                "ContactMail": []
            },
            "ContactSmses": {
                "ContactSms": []
            },
            "Namespace": "acs_ecs_dashboard",
            "AlertTime": 1640586600000,
            "GroupId": "7671****",
            "InstanceName": "i-bp1cqhiw1za2****",
            "MetricName": "cpu_total",
            "Contacts": {
                "Contact": []
            },
            "Expression": "$Average>=10",
            "State": "ALARM",
            "Value": "10.58",
            "Level": "P4",
            "PreLevel": "P4",
            "LastTime": 360133,
            "RuleName": "ECS_Rule",
            "ContactALIIMs": {
                "ContactALIIM": []
            }
        },
        {
            "Status": 0,
            "ContactGroups": {
                "ContactGroup": [
                    "ECS_Group"
                ]
            },
            "RuleId": "applyTemplate61dc81b5-d357-4cf6-a9b7-9f83****",
            "Dimensions": "{\"instanceId\":\"i-bp1cqhiw1za2807s****\"}",
            "EvaluationCount": 3,
            "ContactMails": {
                "ContactMail": []
            },
            "ContactSmses": {
                "ContactSms": []
            },
            "Namespace": "acs_ecs_dashboard",
            "AlertTime": 1640586540000,
            "GroupId": "7671****",
            "InstanceName": "i-bp1cqhiw1za2807s****",
            "MetricName": "cpu_total",
            "Contacts": {
                "Contact": []
            },
            "Expression": "$Average>=10",
            "State": "ALARM",
            "Value": "10.13",
            "Level": "P4",
```

```
                "LastTime": 300085,
                "RuleName": "ECS_Rule",
                "ContactALIIMs": {
                    "ContactALIIM": [
                        "\"username@example.com\""
                    ]
                }
            }
        ]
    },
    "RequestId": "C3C69FBE-2262-541F-A409-C52F380BAE63",
    "Total": 2,
    "Code": "200",
    "Success": true
}
```

## Error codes

For a list of error codes, visit the API Error Center.

# 1.15.1.2. DescribeAlertLogCount

Queries the statistics of alert logs.

This topic provides an example on how to query the statistics about alert logs of Elastic Compute Service (ECS) from the cloud service dimension.

## Debugging

OpenAPI Explorer automatically calculates the signature value. For your convenience, we recommend that you call this operation in OpenAPI Explorer. OpenAPI Explorer dynamically generates the sample code of the operation for different SDKs.

## Request parameters

| Parameter | Type | Required | Example | Description |
|---|---|---|---|---|
| Action | String | Yes | DescribeAlertLogCount | The operation that you want to perform. Set the value to DescribeAlertLogCount. |

| Parameter | Type | Required | Example | Description |
| --- | --- | --- | --- | --- |
| GroupBy | String | Yes | product | The dimension based on which data is aggregated. This parameter is similar to the Group By clause of SQL statements. Valid values:<br>• `product` : aggregates data by cloud service.<br>• `level` : aggregates data by alert level.<br>• `groupId` : aggregates data by application group.<br>• `contactGroup` : aggregates data by alert group.<br>• `product,metricName` : aggregates data both by cloud service and by metric. |
| StartTime | Long | No | 1609988009694 | The start timestamp of the alert logs to be counted. Unit: milliseconds. |
| EndTime | Long | No | 1610074409694 | The end timestamp of the alert logs to be counted. Unit: milliseconds. |
| PageNumber | Integer | No | 1 | The number of the page to return. Default value: 1 |
| PageSize | Integer | No | 10 | The number of entries to return on each page. Default value: 10. |
| SearchKey | String | No | test | The keyword based on which the alert logs to be counted are searched. |
| Namespace | String | No | acs_ecs_dashboard | The namespace of the cloud service.<br>**Note** For more information about the namespaces of cloud services, see Appendix 1: Metrics. |
| GroupId | String | No | 7301**** | The ID of the application group. |
| Product | String | No | ECS | The abbreviation of the service name. |

| Parameter | Type | Required | Example | Description |
| --- | --- | --- | --- | --- |
| Level | String | No | P4 | The level and notification method of the alert. Valid values:<br>• P4: Alert notifications are sent by using emails and DingTalk chatbots.<br>• OK: No alert is generated. |
| SendStatus | String | No | 0 | The status of the alert. Valid values:<br>• 0: The alert is triggered or cleared.<br>• 1: The alert is generated not during the effective period.<br>• 2: The alert is muted and not triggered in a specified period.<br>• 3: The host is restarting.<br>• 4: Notifications are not sent for the alert.<br>When the value of the SendStatus parameter is 0, the value P4 of the Level parameter indicates a triggered alert and the value OK indicates a cleared alert. |
| ContactGroup | String | No | ECS_Group | The alert group. |
| RuleName | String | No | test123 | The name of the alert rule. |
| MetricName | String | No | cpu_total | The name of the metric.<br>Note For more information about the metrics of different cloud services, see Appendix 1: Metrics. |
| LastMin | String | No | 360 | The statistical period of alert logs. Unit: minutes. |

For more information about common request parameters, see Common parameters.

## Response parameters

| Parameter | Type | Example | Description |
| --- | --- | --- | --- |
| AlertLogCount | Array of AlertLogCount | N/A | The statistics of alert logs. |

| Parameter | Type | Example | Description |
| --- | --- | --- | --- |
| Count | Integer | 1 | The number of alert logs. |
| Logs | Array of Logs | N/A | The details about alert logs. |
| Name | String | product | The name of the dimension field based on which alert logs are aggregated. |
| Value | String | ECS | The value of the dimension field based on which alert logs are aggregated. |
| Code | String | 200 | The HTTP status code.<br>**Note** The HTTP status code 200 indicates a success. |
| Message | String | The specified resource is not found. | The error message. |
| RequestId | String | 1C4A3709-BF52-42EE-87B5-7435F0929585 | The ID of the request. |
| Success | Boolean | true | Indicates whether the call was successful. Valid values:<br>• true: The call was successful.<br>• false: The call failed. |

## Examples

### Sample requests

```
http(s)://[Endpoint]/? Action=DescribeAlertLogCount
&GroupBy=product
&Product=ECS
&<Common request parameters>
```

### Sample success responses

`XML` format

```
<DescribeAlertLogCountResponse>
      <RequestId>0BA67F6D-B699-4E3F-B205-93A5C38A0A2E</RequestId>
      <AlertLogCount>
            <Count>1</Count>
            <Logs>
                  <Value>ECS</Value>
                  <Name>product</Name>
            </Logs>
      </AlertLogCount>
      <Code>200</Code>
      <Success>true</Success>
</DescribeAlertLogCountResponse>
```

`JSON` format

```
{
    "RequestId": "0BA67F6D-B699-4E3F-B205-93A5C38A0A2E",
    "AlertLogCount": [
        {
            "Count": 1,
            "Logs": [
                {
                    "Value": "ECS",
                    "Name": "product"
                }
            ]
        }
    ],
    "Code": 200,
    "Success": true
}
```

## Error codes

| HTTP status code | Error code | Error message | Description |
| --- | --- | --- | --- |
| 404 | ResourceNotFound | The specified resource is not found. | The error message returned because the specified resource is not found. |

For a list of error codes, visit the API Error Center.

# 1.15.1.3. DescribeAlertLogHistogram

Queries the number of alert logs that were generated during each interval of a time period.

This topic provides an example on how to query the number of alert logs of Elastic Compute Service (ECS) from the cloud service dimension.

## Debugging

OpenAPI Explorer automatically calculates the signature value. For your convenience, we recommend that you call this operation in OpenAPI Explorer. OpenAPI Explorer dynamically generates the sample code of the operation for different SDKs.

## Request parameters

| Parameter | Type | Required | Example | Description |
|---|---|---|---|---|
| Action | String | Yes | DescribeAlertLogHistogram | The operation that you want to perform. Set the value to DescribeAlertLogHistogram. |
| StartTime | Long | No | 1609988009694 | The start timestamp of the alert logs to be queried. Unit: milliseconds. |
| EndTime | Long | No | 1609989009694 | The end timestamp of the alert logs to be queried. Unit: milliseconds. |
| PageNumber | Integer | No | 1 | The number of the page to return. Default value: 1 |
| PageSize | Integer | No | 10 | The number of entries to return on each page. Default value: 10. |
| SearchKey | String | No | alert | The keyword based on which the alert logs to be queried are searched. |
| GroupId | String | No | 7301**** | The ID of the application group. |
| Product | String | No | ECS | The abbreviation of the service name. |
| Namespace | String | No | acs_ecs_dashboard | The namespace of the cloud service.<br>**Note** For more information about the namespaces of cloud services, see Appendix 1: Metrics. |

| Parameter | Type | Required | Example | Description |
| --- | --- | --- | --- | --- |
| Level | String | No | P4 | The level and notification method of the alert. Valid values:<br>• P4: Alert notifications are sent by using emails and DingTalk chatbots.<br>• OK: No alert is generated. |
| SendStatus | String | No | 0 | The status of the alert. Valid values:<br>• 0: The alert is triggered or cleared.<br>• 1: The alert is generated not during the effective period.<br>• 2: The alert is muted and not triggered in a specified period.<br>• 3: The host is restarting.<br>• 4: Notifications are not sent for the alert.<br>When the value of the SendStatus parameter is 0, the value P4 of the Level parameter indicates a triggered alert and the value OK indicates a cleared alert. |
| ContactGroup | String | No | ECS_Group | The alert group. |
| RuleName | String | No | test123 | The name of the alert rule. |
| MetricName | String | No | cpu_total | The name of the metric.<br>**Note** For more information about the metrics of different cloud services, see Appendix 1: Metrics. |
| LastMin | String | No | 360 | The statistical period of alert logs. Unit: minutes. |

| Parameter | Type | Required | Example | Description |
| --- | --- | --- | --- | --- |
| GroupBy | String | No | product | The dimension based on which data is aggregated. This parameter is similar to the Group By clause of SQL statements. Valid values:<br>• `product`: aggregates data by cloud service.<br>• `level`: aggregates data by alert level.<br>• `groupId`: aggregates data by application group.<br>• `contactGroup`: aggregates data by alert group.<br>• `product,metricName`: aggregates data both by cloud service and by metric. |

For more information about common request parameters, see Common parameters.

## Response parameters

| Parameter | Type | Example | Description |
| --- | --- | --- | --- |
| AlertLogHistogramList | Array of AlertLogHistogramList | N/A | The details about the number of alert logs that were generated during each interval of a time period. |
| Count | Integer | 20 | The number of alert logs. |
| From | Long | 1610074791 | The start timestamp of queried alert logs in an interval. Unit: seconds. |
| To | Long | 1610074800 | The end timestamp of queried alert logs in an interval. Unit: seconds. |
| Code | String | 200 | The HTTP status code.<br>**Note** The HTTP status code 200 indicates a success. |
| Message | String | The specified resource is not found. | The error message. |

| Parameter | Type | Example | Description |
| --- | --- | --- | --- |
| RequestId | String | 1C4A3709-BF52-42EE-87B5-7435F0929585 | The ID of the request. |
| Success | Boolean | true | Indicates whether the call was successful. Valid values:<br>• true: The call was successful.<br>• false: The call failed. |

## Examples

### Sample requests

```
http(s)://[Endpoint]/? Action=DescribeAlertLogHistogram
&Product=ECS
&GroupBy=product
&<Common request parameters>
```

### Sample success responses

`XML` format

```
<DescribeAlertLogHistogramResponse>
      <RequestId>6DCB654A-4002-4977-A2E1-F58F85E7143D</RequestId>
      <AlertLogHistogramList>
            <Count>0</Count>
            <From>1610074791</From>
            <To>1610074800</To>
      </AlertLogHistogramList>
      <AlertLogHistogramList>
            <Count>0</Count>
            <From>1610074800</From>
            <To>1610074830</To>
      </AlertLogHistogramList>
      <AlertLogHistogramList>
            <Count>1</Count>
            <From>1610074830</From>
            <To>1610074860</To>
      </AlertLogHistogramList>
      <AlertLogHistogramList>
            <Count>0</Count>
            <From>1610074860</From>
            <To>1610074890</To>
      </AlertLogHistogramList>
      <AlertLogHistogramList>
            <Count>0</Count>
            <From>1610074890</From>
            <To>1610074920</To>
      </AlertLogHistogramList>
      <AlertLogHistogramList>
            <Count>1</Count>
            <From>1610074920</From>
            <To>1610074950</To>
      </AlertLogHistogramList>
      <AlertLogHistogramList>
            <Count>0</Count>
            <From>1610074950</From>
            <To>1610074980</To>
      </AlertLogHistogramList>
      <AlertLogHistogramList>
            <Count>0</Count>
            <From>1610074980</From>
            <To>1610075010</To>
      </AlertLogHistogramList>
      <AlertLogHistogramList>
            <Count>0</Count>
            <From>1610075010</From>
            <To>1610075040</To>
      </AlertLogHistogramList>
      <Code>200</Code>
      <Success>true</Success>
</DescribeAlertLogHistogramResponse>
```


`JSON` format

```
{
    "RequestId": "6DCB654A-4002-4977-A2E1-F58F85E7143D",
    "AlertLogHistogramList": [
        {
            "Count": 0,
            "From": 1610074791,
            "To": 1610074800
        },
        {
            "Count": 0,
            "From": 1610074800,
            "To": 1610074830
        },
        {
            "Count": 1,
            "From": 1610074830,
            "To": 1610074860
        },
        {
            "Count": 0,
            "From": 1610074860,
            "To": 1610074890
        },
        {
            "Count": 0,
            "From": 1610074890,
            "To": 1610074920
        },
        {
            "Count": 1,
            "From": 1610074920,
            "To": 1610074950
        },
        {
            "Count": 0,
            "From": 1610074950,
            "To": 1610074980
        },
        {
            "Count": 0,
            "From": 1610074980,
            "To": 1610075010
        },
        {
            "Count": 0,
            "From": 1610075010,
            "To": 1610075040
        }
    ],
    "Code": 200,
    "Success": true
}
```

## Error codes

| HTTP stat | Error code | Error message | Description |
|---|---|---|---|
| 404 | ResourceNotFound | The specified resource is not found. | The error message returned because the specified resource is not found. |

For a list of error codes, visit the API Error Center.

# 1.15.1.4. DescribeAlertLogList

Queries alert logs.

This topic provides an example to show how to query the alert logs of Elastic Compute Service (ECS) from the `product` dimension.

## Debugging

OpenAPI Explorer automatically calculates the signature value. For your convenience, we recommend that you call this operation in OpenAPI Explorer. OpenAPI Explorer dynamically generates the sample code of the operation for different SDKs.

## Request parameters

| Parameter | Type | Required | Example | Description |
|---|---|---|---|---|
| Action | String | Yes | DescribeAlertLogList | The operation that you want to perform. Set the value to DescribeAlertLogList. |
| StartTime | Long | No | 1609988009694 | The start timestamp of the alert logs to be queried. Unit: milliseconds. |
| EndTime | Long | No | 1610074409694 | The end timestamp of the alert logs to be queried. Unit: milliseconds. |
| PageNumber | Integer | No | 1 | The number of the page to return. Default value: 1 |
| PageSize | Integer | No | 10 | The number of entries to return on each page. Default value: 10. |
| SearchKey | String | No | alert | The search keyword that is used to query alert logs. |
| GroupId | String | No | 7301**** | The ID of the application group. |

| Parameter | Type | Required | Example | Description |
| --- | --- | --- | --- | --- |
| Namespace | String | No | acs_ecs_dashboard | The namespace of the cloud service.<br>**Note** For more information about the namespaces of cloud services, see Appendix 1: Metrics. |
| Product | String | No | ECS | The abbreviation of the service name. |
| Level | String | No | P4 | The alert level and alert notification methods. Valid values:<br>• P4: Alert notifications are sent by using emails and DingTalk chatbots.<br>• OK: No alert is generated. |
| SendStatus | String | No | 0 | The status of the alert. Valid values:<br>• 0: The alert is triggered or cleared.<br>• 1: The alert is generated not during the effective period.<br>• 2: The alert is muted and not triggered in a specified period.<br>• 3: The host is restarting.<br>• 4: No notification is sent for the alert.<br>When the value of the SendStatus parameter is 0, the value P4 of the Level parameter indicates a triggered alert and the value OK indicates a cleared alert. |
| ContactGroup | String | No | ECS_Group | A group of alert contacts that receive alert notifications. |
| RuleName | String | No | test123 | The name of the alert rule. |
| MetricName | String | No | IntranetInRate | The name of the metric.<br>**Note** For more information about the metrics of different cloud services, see Appendix 1: Metrics. |

| Parameter | Type | Required | Example | Description |
| --- | --- | --- | --- | --- |
| LastMin | String | No | 360 | The statistical period of alert logs. Unit: minutes. |
| GroupBy | String | No | product | The dimension based on which data is aggregated. This parameter is similar to the Group By clause of SQL statements. Valid values:<br>• `product` : aggregates data by cloud service.<br>• `level` : aggregates data by alert level.<br>• `groupId` : aggregates data by application group.<br>• `contactGroup` : aggregates data by alert group.<br>• `product,metricName` : aggregates data both by cloud service and by metric. |
| RuleId | String | No | bc369e8_30f87e517ed2fc**** | The ID of the alert rule.<br>For more information about how to query alert rule IDs, see DescribeMetricRuleList. |

For more information about common request parameters, see Common parameters.

## Response parameters

| Parameter | Type | Example | Description |
| --- | --- | --- | --- |
| Code | String | 200 | The HTTP status code.<br>**Note** The status code 200 indicates that the call is successful. |
| AlertLogList | Array of Alarm | | The alert logs. |
| AlertTime | String | 1610043776621 | The timestamp that was generated when the alert was triggered. Unit: milliseconds. |

| Parameter | Type | Example | Description |
| --- | --- | --- | --- |
| BlackListDetail | String | {"id":12****,"metricProject":"acs_ecs_dashboard","userId":173651113438****,"uuid":"8410dbbd-7d30-41c5-94cb-****","name":"alert-****","productCategory":"ecs","instances":[{"instanceId":"i-m5e1qg6uo38rztr4*****"}],"metrics":null,"scopeType":"USER","scopeValue":"","startTime":"0001-01-01T00:00:00Z","endTime":"9999-12-31T23:59:59.999999999+08:00","effectiveTime":null,"isEnable":true,"status":1,"gmtCreate":"2021-11-02T16:35:59+08:00","gmtModified":"2021-11-02T16:35:59+08:00","loadTime":"2021-11-02T16:36:15.213072177+08:00"} | The details of the blacklist policy. |
| BlackListName | String | Black_Test | The name of the blacklist policy. |
| BlackListUUID | String | 8410dbbd-7d30-41c5-94cb-**** | The universally unique identifier (UUID) of the blacklist policy. |
| ContactALIIWWList | List | Alice | The TradeManager IDs of alert contacts.<br>**Note** This parameter can be returned only on the China site (aliyun.com). |
| ContactDingList | List | CloudMonitor | The DingTalk chatbots of alert contacts. |
| ContactGroups | List | ECS_Group | A group of alert contacts that receive alert notifications. |

| Parameter | Type | Example | Description |
| --- | --- | --- | --- |
| ContactMailList | List | username@example.com | The email addresses of alert contacts. |
| ContactOnCallList | List | 1368888**** | The phone numbers of alert contacts that can receive alert phone calls.<br>**Note** This parameter can be returned only on the China site (aliyun.com). |
| ContactSMSList | List | 1368888**** | The phone numbers of alert contacts that can receive alert text messages.<br>**Note** This parameter can be returned only on the China site (aliyun.com). |
| Dimensions | Array of Dimensions | | The dimensions of the resource that triggered alerts. |
| Key | String | instanceId | The key of the dimension. |
| Value | String | i-m5e1qg6uo38rztr4**** | The value of the dimension. |
| DingdingWebhookList | List | https://oapi.dingtalk.com/robot/send?access_token=b7ff24032da1a5f86659ecda46797e13cc1d4e4da6903d7b014ea1d1488b**** | The webhook URLs of alert contacts. |
| Escalation | Struct | | The alert rule based on which the alert is triggered. |
| Expression | String | $Average<90 | The description of the alert rule.<br>**Note** This parameter is the content of the alert rule. If the metric value meets the alert condition, an alert is triggered. |

| Parameter | Type | Example | Description |
| --- | --- | --- | --- |
| Level | String | P4 | The alert level and alert notification methods. Valid values:<br>• P4: Alert notifications are sent by using emails and DingTalk chatbots.<br>• OK: No alert is generated. |
| Times | Integer | 1 | The consecutive number of times for which the metric value meets the alert condition before an alert is triggered. |
| EventName | String | IOHang | The name of the event. |
| ExtendedInfo | Array of ExtInfo | | The extended fields. |
| Name | String | userId | The name of the extended field. |
| Value | String | 100931896542**** | The value of the extended field. |
| GroupId | String | 7301**** | The ID of the application group. |
| GroupName | String | ECS_Instances | The name of the application group. |
| InstanceId | String | i-m5e1qg6uo38rztr4***** | The ID of the resource. |
| InstanceName | String | portalHost | The name of the resource. |
| Level | String | P4 | The alert level and alert notification methods. Valid values:<br>• P4: Alert notifications are sent by using emails and DingTalk chatbots.<br>• OK: No alert is generated. |
| LevelChange | String | P4->OK | Indicates whether the alert level was changed. Valid values:<br>• `P4->OK` : The alert level was changed from P4 to OK.<br>• `P4->P4` : The alert level was still P4. |

| Parameter | Type | Example | Description |
| --- | --- | --- | --- |
| Message | String | {"alertName":"e47aa0ac-4076-44db-a47d-d1083968****_Availability"} | The alert information in a JSON string. |
| MetricName | String | cpu_total | The name of the metric. |
| Namespace | String | acs_ecs_dashboard | The namespace of the cloud service. |
| Product | String | ECS | The identifier of the cloud service. Valid values:<br>• If the cloud service is provided by Alibaba Cloud, the abbreviation of the service name is returned. Example: ECS.<br>• If the cloud service is not provided by Alibaba Cloud, a value in the `acs_Service keyword` format is returned. Example: acs_networkmonitor. |
| RuleId | String | d582b9e9-b1c1-4f17-9279-0fe7333a****_ResponseTime | The ID of the alert rule. |
| RuleName | String | CPU utilization | The name of the alert rule. |
| SendDetail | Struct | | The details about the sending results of alert notifications. |
| ChannelResultList | Array of ChannelResult | | The list of sending results that are categorized by notification method. |
| Channel | String | MAIL | The method that is used to send alert notifications. Valid values:<br>• MAIL: email<br>• SMS: SMS message<br>• WEBHOOK: alert callback<br>• SLS: Log Service<br>• ONCALL: phone call<br>• FC: Function Compute<br>• MNS: MNS queue |

| Parameter | Type | Example | Description |
| --- | --- | --- | --- |
| ResultList | Array of Result | | The sending results of alert notifications. |
| Code | String | 200 | The HTTP status code.<br>• If the value of the `Channel` parameter is `WEBHOOK`, the status code is 200 or 500.<br>• If the value of the `Channel` parameter is `MAIL`, `SMS`, `SLS`, `ONCALL`, `FC`, or `MNS`, this parameter is empty or not returned. |
| Detail | String | {} | The details of the returned results. |
| RequestId | String | 0BDAF8A8-04DC-5F0C-90E4-724D42C4**** | The request ID returned when CloudMonitor calls another cloud service. |
| Success | Boolean | true | The result of the call.<br>• true: The call is successful.<br>• false: The call fails. |
| notifyTargetList | List | MAIL | The list of notification methods. |
| ResultCode | String | success | Indicates whether the alert notifications are sent.<br>• If the alert notifications are sent, the value "success" is returned.<br>• If the configuration is invalid, no alert notification is sent and an error code is returned. |
| SendResultList | Array of SendResult | | The sending results of alert notifications. |
| Key | String | MAIL | The category of the alert notification method. Valid values:<br>• MAIL: email<br>• ALIIM: TradeManager<br>• SMS: SMS message<br>• CALL: phone call<br>• DING: DingTalk chatbot<br>• Merged: alert merging |

| Parameter | Type | Example | Description |
| --- | --- | --- | --- |
| Value | List | username@example.com | The alert notification method. |
| SendStatus | String | 0 | The status of the alert. Valid values:<br>• 0: The alert is triggered or cleared.<br>• 1: The alert is generated not during the effective period.<br>• 2: The alert is muted and not triggered in a specified period.<br>• 3: The host is restarting.<br>• 4: No notification is sent for the alert.<br>When the value of the SendStatus parameter is 0, the value P4 of the Level parameter indicates a triggered alert and the value OK indicates a cleared alert. |
| WebhookList | Array of WebhookList | | The list of callback URLs. |
| code | String | 200 | The status code of the alert callback. |
| message | String | success | The message returned for the alert callback. |
| url | String | https://www.aliyun.com/webhook.html | The callback URL. |
| Message | String | The specified resource is not found. | The error message. |
| PageNumber | Integer | 1 | The page number of the returned page. |
| PageSize | Integer | 10 | The number of entries returned per page. |

| Parameter | Type | Example | Description |
| --- | --- | --- | --- |
| RequestId | String | 1C4A3709-BF52-42EE-87B5-7435F0929585 | The ID of the request. |
| Success | Boolean | true | Indicates whether the call is successful. Valid values:<br>• true: The call is successful.<br>• false: The call fails. |

## Examples

### Sample requests

```
http(s)://[Endpoint]/?Action=DescribeAlertLogList
&Product=ECS
&GroupBy=product
&<Common request parameters>
```

### Sample success responses

`XML` format

```
<DescribeAlertLogListResponse>
   <AlertLogList>
      <GroupName></GroupName>
      <Message>{\"alertName\":\"d582b9e9-b1c1-4f17-9279-0fe7333a****_ResponseTime\",\"curLe
vel\":\"OK\",\"dimensions\":{\"taskId\":\"d582b9e9-b1c1-4f17-9279-0fe7333a****\",\"userId\"
:\"127067667954****\"},\"escalation\":{\"expression\":\"$Average&gt;=800\",\"level\":P4,\"t
ag\":\"P4\",\"times\":1}</Message>
      <RuleId>d582b9e9-b1c1-4f17-9279-0fe7****_ResponseTime</RuleId>
      <Escalation>
         <Expression>$Average&gt;=800</Expression>
         <Times>1</Times>
         <Level>P4</Level>
      </Escalation>
      <SendStatus>0</SendStatus>
      <Product>acs_ecs_dashboard</Product>
      <MetricName>cpu_total</MetricName>
      <RuleName>CPU utilization</RuleName>
      <ContactGroups>ECS_Group</ContactGroups>
      <InstanceId></InstanceId>
      <LevelChange>P4-&gt;OK</LevelChange>
      <Dimensions>
         <Value>100931896542****</Value>
         <Key>userId</Key>
      </Dimensions>
      <Dimensions>
         <Value>i-abcdefgh12****</Value>
         <Key>instanceId</Key>
      </Dimensions>
      <EventName>AlertOk</EventName>
      <ExtendedInfo>
         <Value>i-hp34y1eiszazu49y****</Value>
         <Name>instanceId</Name>
      </ExtendedInfo>
      <ExtendedInfo>
         <Value>12706****</Value>
         <Name>userId</Name>
      </ExtendedInfo>
      <Namespace>acs_ecs_dashboard</Namespace>
      <AlertTime>1610085521564</AlertTime>
      <GroupId>7301****</GroupId>
      <InstanceName>portalHost</InstanceName>
      <Level>OK</Level>
   </AlertLogList>
   <RequestId>6FCB1AB7-57F7-4DDA-B14E-6468FAFE79D9</RequestId>
   <PageSize>10</PageSize>
   <PageNumber>1</PageNumber>
   <Code>200</Code>
   <Success>true</Success>
</DescribeAlertLogListResponse>
```

`JSON` format

```
{
```

```
 "AlertLogList": [
  {
   "GroupName": "",
   "ContactALIIWWList": [],
   "Message": "{\"alertName\":\"d582b9e9-b1c1-4f17-9279-0fe7333a****_ResponseTime\",\"curLe
vel\":\"OK\",\"dimensions\":{\"taskId\":\"d582b9e9-b1c1-4f17-9279-0fe7333a****\",\"userId\"
:\"127067667954****\"},\"escalation\":{\"expression\":\"$Average>=800\",\"level\":P4,\"tag\
":\"P4\",\"times\":1}",
   "RuleId": "d582b9e9-b1c1-4f17-9279-0f****_ResponseTime",
   "Escalation": {
    "Expression": "$Average>=800",
    "Times": 1,
    "Level": "P4"
   },
   "SendStatus": "0",
   "Product": "acs_ecs_dashboard",
   "MetricName": "cpu_total",
   "ContactSMSList": [],
   "RuleName": "CPU utilization",
   "ContactGroups": [
    "ECS_Group"
   ],
   "DingdingWebhookList": [],
   "InstanceId": "",
   "LevelChange": "P4->OK",
   "Dimensions": [
    {
     "Value": "127067667954****",
     "Key": "userId"
    },
    {
     "Value": "i-abcdefgh12****",
     "Key": "instanceId"
    }
   ],
   "ContactOnCallList": [],
   "ContactDingList": [],
   "EventName": "AlertOk",
   "ExtendedInfo": [
    {
     "Value": "i-hp34y1eiszazu49y****",
     "Name": "instanceId"
    },
    {
     "Value": "100931896542****",
     "Name": "userId"
    }
   ],
   "Namespace": "acs_ecs_dashboard",
   "AlertTime": 1610085521564,
   "GroupId": "7301****",
   "InstanceName": "portalHost",
   "WebhookList": [],
   "ContactMailList": [],
   "Level": "OK",
```

```
    "Level": "OK"
  }
 ],
 "RequestId": "6FCB1AB7-57F7-4DDA-B14E-6468FAFE79D9",
 "PageSize": 10,
 "PageNumber": 1,
 "Code": 200,
 "Success": true
}
```

## Error codes

| HttpCode | Error code | Error message | Description |
|---|---|---|---|
| 404 | ResourceNotFound | The specified resource is not found. | The error message returned because the specified resource is not found. |

For a list of error codes, visit the API Error Center.

# 1.15.2. Alert templates

## 1.15.2.1. ApplyMetricRuleTemplate

Applies an alert template to an application group to generate an alert rule.

In this example, the `700****` alert template is applied to the `123456` application group. For the generated alert rule, the ID is `applyTemplate8ab74c6b-9f27-47ab-8841-de01dc08****`, and the name is `test123`.

## Debugging

OpenAPI Explorer automatically calculates the signature value. For your convenience, we recommend that you call this operation in OpenAPI Explorer. OpenAPI Explorer dynamically generates the sample code of the operation for different SDKs.

## Request parameters

| Parameter | Type | Required | Example | Description |
|---|---|---|---|---|
| Action | String | Yes | ApplyMetricRuleTemplate | The operation that you want to perform. Set the value to ApplyMetricRuleTemplate. |

| Parameter | Type | Required | Example | Description |
| --- | --- | --- | --- | --- |
| GroupId | Long | Yes | 123456 | The ID of the application group to which the alert template is applied.<br>For more information about how to query the ID of an application group, see DescribeMonitorGroups. |
| TemplateIds | String | Yes | 700**** | The ID of the alert template.<br>For more information about how to query the IDs of alert templates, see DescribeMetricRuleTemplateList. |
| SilenceTime | Long | No | 86400 | The mute period during which notifications are not repeatedly sent for an alert. Unit: seconds. Default value: 86400.<br>**Note** Only one alert notification is sent during each mute period even if the metric value exceeds the alert threshold several times. |
| EnableStartTime | Long | No | 00 | The beginning of the time period during which the alert rule is effective. Valid values: 00 to 23. A value of 00 indicates 00:00 and a value of 23 indicates 23:00. |
| EnableEndTime | Long | No | 23 | The end of the time period during which the alert rule is effective. Valid values: 00 to 23. A value of 00 indicates 00:59 and a value of 23 indicates 23:59. |

| Parameter | Type | Required | Example | Description |
| --- | --- | --- | --- | --- |
| NotifyLevel | Long | No | 4 | The alert notification method. Valid values:<br>Set the value to 4. A value of 4 indicates that alert notifications are sent by using TradeManager and DingTalk chatbots. |
| ApplyMode | String | No | GROUP_INSTANCE_FIRST | The mode in which the alert template is applied. Valid values:<br>• GROUP_INSTANCE_FIRST: The metrics in the application group take precedence. If a metric specified in the alert template does not exist in the application group, the system does not generate an alert rule for the metric based on the alert template.<br>• ALARM_TEMPLATE_FIRST: The metrics specified in the alert template take precedence. If a metric specified in the alert template does not exist in the application group, the system still generates an alert rule for the metric based on the alert template. |
| Webhook | String | No | https://www.aliyun.com | The callback URL to which a POST request is sent when an alert is triggered based on the alert rule. |

For more information about common request parameters, see Common parameters.

## Response parameters

| Parameter | Type | Example | Description |
| --- | --- | --- | --- |
| Code | Integer | 200 | The response code.<br>**Note** The HTTP status code 200 indicates that the call succeeds. |
| RequestId | String | 3F897F3C-020A-4993-95B4-63ABB84F83E6 | The ID of the request. |

| Parameter | Type | Example | Description |
| --- | --- | --- | --- |
| Success | Boolean | True | Indicates whether the call succeeds. Valid values:<br>• true: The call succeeds.<br>• false: The call fails. |
| Resource | Struct | | The resources that are affected by the alert rule. |
| AlertResults | Array | | The details of the generated alert rule. |
| Code | String | 200 | The response code.<br>**Note** The HTTP status code 200 indicates that the call succeeds. |
| Message | String | alert rule is creating, please wait a few minutes. | The returned information. |
| RuleId | String | applyTemplate8ab74c6b-9f27-47ab-8841-de01dc08**** | The ID of the alert rule. |
| RuleName | String | test123 | The name of the alert rule. |
| Success | Boolean | true | Indicates whether the call succeeds. Valid values:<br>• true: The call succeeds.<br>• false: The call fails. |
| GroupId | Long | 123456 | The ID of the application group to which the alert template is applied. |
| Message | String | The specified resource is not found. | The error message returned. |

## Examples

Sample requests

```
http(s)://[Endpoint]/?Action=ApplyMetricRuleTemplate
&GroupId=123456
&TemplateIds=700****
&<Common request parameters>
```

### Sample success responses

`XML` format

```
<ApplyMetricRuleTemplateResponse>
   <RequestId>37D4037E-827E-4E66-87DF-F56A22F2884D</RequestId>
   <Resource>
      <GroupId>123456</GroupId>
      <AlertResults>
         <Message>alert rule is creating, please wait a few minutes.</Message>
         <RuleId>applyTemplate8ab74c6b-9f27-47ab-8841-de01dc08****</RuleId>
         <Code>202</Code>
         <RuleName>test123</RuleName>
         <Success>true</Success>
      </AlertResults>
   </Resource>
   <Code>200</Code>
   <Success>true</Success>
</ApplyMetricRuleTemplateResponse>
```

`JSON` format

```
{
 "RequestId": "37D4037E-827E-4E66-87DF-F56A22F2884D",
 "Resource": {
  "GroupId": "123456",
  "AlertResults": [
   {
    "Message": "alert rule is creating, please wait a few minutes.",
    "RuleId": "applyTemplate8ab74c6b-9f27-47ab-8841-de01dc08****",
    "Code": 202,
    "RuleName": "test123",
    "Success": true
   }
  ]
 },
 "Code": 200,
 "Success": true
}
```

## Error codes

| HTTP status code | Error code | Error message | Description |
|---|---|---|---|
| 404 | ResourceNotFound | The specified resource is not found. | The error message returned because the specified resource is not found. |

For a list of error codes, visit the API Error Center.

# 1.15.2.2. DescribeMetricRuleTemplateAttribute

Queries the details of an alert template.

This topic provides an example to show how to query the details of an alert template whose ID is `70****`.

## Debugging

OpenAPI Explorer automatically calculates the signature value. For your convenience, we recommend that you call this operation in OpenAPI Explorer. OpenAPI Explorer dynamically generates the sample code of the operation for different SDKs.

## Request parameters

| Parameter | Type | Required | Example | Description |
|---|---|---|---|---|
| Action | String | Yes | DescribeMetricRuleTemplateAttribute | The operation that you want to perform. Set the value to DescribeMetricRuleTemplateAttribute. |
| Name | String | No | ECS_Template1 | The name of the alert template. You must specify at least one of the `Name` and `TemplateId` parameters.<br>For more information about how to query the names of alert templates, see DescribeMetricRuleTemplateList. |
| TemplateId | String | No | 70**** | The ID of the alert template. You must specify at least one of the `Name` and `TemplateId` parameters.<br>For more information about how to query the IDs of alert templates, see DescribeMetricRuleTemplateList. |

For more information about common request parameters, see Common parameters.

## Response parameters

| Parameter | Type | Example | Description |
| --- | --- | --- | --- |
| Code | Integer | 200 | The HTTP status code.<br>**Note** The status code 200 indicates that the call is successful. |
| RequestId | String | 8F3A82AD-DA92-52B0-8EC6-C059D1C3839F | The ID of the request. |
| Message | String | The specified resource is not found. | The error message. |
| Resource | Struct | | The details of the alert template. |
| AlertTemplates | Array of AlertTemplate | | The list of alert templates. |
| AlertTemplate | | | |
| Category | String | ecs | The abbreviation of the cloud service name. |
| Escalations | Struct | | The threshold and the alert level. |
| Critical | Struct | | The conditions for triggering Critical-level alerts. |

| Parameter | Type | Example | Description |
| --- | --- | --- | --- |
| ComparisonOperator | String | GreaterThanOrEqualToThreshold | The comparison operator that is used to compare the metric value with the threshold. Valid values:<br>• GreaterThanOrEqualToThreshold: greater than or equal to the threshold<br>• GreaterThanThreshold: greater than the threshold<br>• LessThanOrEqualToThreshold: less than or equal to the threshold<br>• LessThanThreshold: less than the threshold<br>• NotEqualToThreshold: not equal to the threshold<br>• GreaterThanYesterday: greater than the metric value at the same time yesterday<br>• LessThanYesterday: less than the metric value at the same time yesterday<br>• GreaterThanLastWeek: greater than the metric value at the same time last week<br>• LessThanLastWeek: less than the metric value at the same time last week<br>• GreaterThanLastPeriod: greater than the metric value in the last monitoring cycle<br>• LessThanLastPeriod: less than the metric value in the last monitoring cycle |
| Statistics | String | Average | The statistical method for Critical-level alerts.<br>The value of the `Statistics` parameter varies with the cloud service. For more information, see Appendix 1: Metrics. |
| Threshold | String | 90 | The threshold for Critical-level alerts. |
| Times | Integer | 5 | The consecutive number of times for which the metric value meets the alert condition before a Critical-level alert is triggered. |
| Info | Struct | | The conditions for triggering Info-level alerts. |

| Parameter | Type | Example | Description |
| --- | --- | --- | --- |
| ComparisonOperator | String | GreaterThanOrEqualToThreshold | The comparison operator that is used to compare the metric value with the threshold. Valid values:<br>• GreaterThanOrEqualToThreshold: greater than or equal to the threshold<br>• GreaterThanThreshold: greater than the threshold<br>• LessThanOrEqualToThreshold: less than or equal to the threshold<br>• LessThanThreshold: less than the threshold<br>• NotEqualToThreshold: not equal to the threshold<br>• GreaterThanYesterday: greater than the metric value at the same time yesterday<br>• LessThanYesterday: less than the metric value at the same time yesterday<br>• GreaterThanLastWeek: greater than the metric value at the same time last week<br>• LessThanLastWeek: less than the metric value at the same time last week<br>• GreaterThanLastPeriod: greater than the metric value in the last monitoring cycle<br>• LessThanLastPeriod: less than the metric value in the last monitoring cycle |
| Statistics | String | Average | The statistical method for Info-level alerts.<br>The value of the `Statistics` parameter varies with the cloud service. For more information, see Appendix 1: Metrics. |
| Threshold | String | 90 | The threshold for Info-level alerts. |
| Times | Integer | 3 | The consecutive number of times for which the metric value meets the alert condition before an Info-level alert is triggered. |
| Warn | Struct | | The conditions for triggering Warn-level alerts. |

| Parameter | Type | Example | Description |
| --- | --- | --- | --- |
| ComparisonOperator | String | GreaterThanOrEqualToThreshold | The comparison operator that is used to compare the metric value with the threshold. Valid values:<br>• GreaterThanOrEqualToThreshold: greater than or equal to the threshold<br>• GreaterThanThreshold: greater than the threshold<br>• LessThanOrEqualToThreshold: less than or equal to the threshold<br>• LessThanThreshold: less than the threshold<br>• NotEqualToThreshold: not equal to the threshold<br>• GreaterThanYesterday: greater than the metric value at the same time yesterday<br>• LessThanYesterday: less than the metric value at the same time yesterday<br>• GreaterThanLastWeek: greater than the metric value at the same time last week<br>• LessThanLastWeek: less than the metric value at the same time last week<br>• GreaterThanLastPeriod: greater than the metric value in the last monitoring cycle<br>• LessThanLastPeriod: less than the metric value in the last monitoring cycle |
| Statistics | String | Average | The statistical method for Warn-level alerts.<br>The value of the `Statistics` parameter varies with the cloud service. For more information, see Appendix 1: Metrics. |
| Threshold | String | 90 | The threshold for Warn-level alerts. |
| Times | Integer | 3 | The consecutive number of times for which the metric value meets the alert condition before a Warn-level alert is triggered. |
| MetricName | String | cpu_total | The name of the metric. |
| Namespace | String | acs_ecs_dashboard | The namespace of the cloud service. |

| Parameter | Type | Example | Description |
| --- | --- | --- | --- |
| NoDataPolicy | String | KEEP_LAST_STATE | The processing method of alerts when no monitoring data is found. Valid values:<br>• KEEP_LAST_STATE (default value): No operation is performed.<br>• INSUFFICIENT_DATA: An alert whose content is "Insufficient data" is triggered.<br>• OK: The alert rule has no active alerts. |
| RuleName | String | ECS_Rule | The name of the alert rule. |
| Selector | String | {"disk":"/"} | The dimension of the alert. It is an extended field. |
| Webhook | String | https://www.aliyun.com | The callback URL to which a request is sent when an alert is triggered. |
| Description | String | ECS alert template | The description of the alert template. |
| Name | String | ECS_Template1 | The name of the alert template. |
| RestVersion | String | 1 | The version of the alert template. |
| TemplateId | String | 70**** | The ID of the alert template. |
| Success | Boolean | true | Indicates whether the call is successful. Valid values:<br>• true: The call is successful.<br>• false: The call fails. |

## Examples

### Sample requests

```
http(s)://[Endpoint]/?Action=DescribeMetricRuleTemplateAttribute
&TemplateId=70****
&<Common request parameters>
```

### Sample success responses

`XML` format

```
<DescribeMetricRuleTemplateAttributeResponse>
   <RequestId>8F3A82AD-DA92-52B0-8EC6-C059D1C3839F</RequestId>
   <Resource>
      <AlertTemplates>
         <AlertTemplate>
            <MetricName>cpu_total</MetricName>
            <Category>ecs</Category>
            <Escalations>
               <Critical>
                  <ComparisonOperator>GreaterThanOrEqualToThreshold</ComparisonOperator>
                  <Times>5</Times>
                  <Statistics>Average</Statistics>
                  <Threshold>90</Threshold>
               </Critical>
               <Info></Info>
               <Warn></Warn>
            </Escalations>
            <CompositeExpression></CompositeExpression>
            <Webhook></Webhook>
            <Namespace>acs_ecs_dashboard</Namespace>
            <RuleName>ECS_Rule</RuleName>
            <Selector></Selector>
         </AlertTemplate>
      </AlertTemplates>
      <Description></Description>
      <RestVersion>1</RestVersion>
      <TemplateId>70****</TemplateId>
      <Name>ECS_Template1</Name>
   </Resource>
   <Code>200</Code>
   <Success>true</Success>
</DescribeMetricRuleTemplateAttributeResponse>
```

`JSON` format

```
{
    "RequestId": "8F3A82AD-DA92-52B0-8EC6-C059D1C3839F",
    "Resource": {
        "HostAvailabilityTemplates": [],
        "AlertTemplates": {
            "AlertTemplate": [
                {
                    "MetricName": "cpu_total",
                    "Category": "ecs",
                    "Escalations": {
                        "Critical": {
                            "ComparisonOperator": "GreaterThanOrEqualToThreshold",
                            "Times": 5,
                            "Statistics": "Average",
                            "Threshold": "90"
                        },
                        "Info": {},
                        "Warn": {}
                    },
                    "CompositeExpression": {},
                    "Webhook": "",
                    "Namespace": "acs_ecs_dashboard",
                    "RuleName": "ECS_Rule",
                    "Selector": {}
                }
            ]
        },
        "Description": "",
        "SystemEventTemplates": [],
        "RestVersion": 1,
        "ProcessMonitorTemplates": [],
        "TemplateId": "70****",
        "Name": "ECS_Template1"
    },
    "Code": 200,
    "Success": true
}
```


## Error codes

| HttpCode | Error code | Error message | Description |
|---|---|---|---|
| 404 | ResourceNotFound | The specified resource is not found. | The error message returned because the specified resource is not found. |

For a list of error codes, visit the API Error Center.

# 1.15.2.3. ModifyMetricRuleTemplate

Modifies an alert template.

This topic provides an example on how to modify an alert template whose version is `1` and ID is `123456`. The alert level is changed to `Critical`. The statistical method is changed to `Average`. The alert threshold comparator is changed to `GreaterThanOrEqualToThreshold`. The alert threshold is changed to `90`. The number of alert retries is changed to `3`. The returned result indicates that the alert template is modified.

## Debugging

OpenAPI Explorer automatically calculates the signature value. For your convenience, we recommend that you call this operation in OpenAPI Explorer. OpenAPI Explorer dynamically generates the sample code of the operation for different SDKs.

## Request parameters

| Parameter | Type | Required | Example | Description |
|---|---|---|---|---|
| Action | String | Yes | ModifyMetricRuleTemplate | The operation that you want to perform. Set the value to ModifyMetricRuleTemplate. |
| TemplateId | Long | Yes | 123456 | The ID of the alert template.<br>For information about how to obtain the ID of an alert template, see DescribeMetricRuleTemplateList. |
| RestVersion | Long | Yes | 1 | The version of the alert template. The version changes with the number of times that the alert template is modified.<br>For information about how to obtain the version of an alert template, see DescribeMetricRuleTemplateList. |
| Name | String | No | Template_123 | The name of the alert template.<br>For information about how to obtain the name of an alert template, see DescribeMetricRuleTemplateList. |
| Description | String | No | ECS_template1 | The description of the alert template. |

| Parameter | Type | Required | Example | Description |
| --- | --- | --- | --- | --- |
| AlertTemplates.N.MetricName | String | No | cpu_total | The name of the metric. Valid values of N: 1 to 200.<br>**Note** For information about how to obtain the name of a metric, see DescribeSystemEventMetaList. |
| AlertTemplates.N.RuleName | String | No | Rule_123 | The name of the alert rule. Valid values of N: 1 to 200. |
| | | | | The abbreviation of the service name. Valid values of N: 1 to 200. Valid values:<br>• PolarDB: PolarDB<br>• NewBGPDDoS: Anti-DDoS Pro<br>• IoTDevice: IoT Platform<br>• DRDS: PolarDB-X<br>• VS: Video Surveillance System<br>• AMQP: Alibaba Cloud Message Queue for AMQP<br>• ADS: AnalyticDB<br>• APIGateway: API Gateway<br>• InternetSharedBandwidth: EIP Bandwidth Plan<br>• CDN: Alibaba Cloud Content Delivery Network (CDN)<br>• CEN: Cloud Enterprise Network (CEN)<br>• DCDN: Dynamic Route for CDN (DCDN)<br>• DDoS: Anti-DDoS<br>• ECS: Elastic Compute Service (ECS)<br>• DirectMail: Direct Mail<br>• Elasticsearch: Elasticsearch<br>• EMR: E-MapReduce (EMR)<br>• ESS: Auto Scaling<br>• FunctionCompute: Function Compute<br>• RealtimeCompute: Realtime Compute for Apache Flink<br>• GlobalAcceleration: Global Accelerator (GA)<br>• Hbase: ApsaraDB for HBase |

| Parameter | Type | Required | Example | Description |
| --- | --- | --- | --- | --- |
| | | | | • TSDB: Time Series Database (TSDB)<br>• IPv6trans: IPv6 Translation Service<br>• Kafka: Message Queue for Apache Kafka<br>• Kubernetes: Container Service for Kubernetes (ACK)<br>• KVstore: ApsaraDB for Redis<br>• MNS: Message Service (MNS)<br>• MongoDB: ApsaraDB for MongoDB<br>• MQ: Message Queue<br>• NAT: NAT Gateway<br>• OpenAd: Open Ad<br>• OpenSearch: Open Search<br>• OSS: Object Storage Service (OSS)<br>• PCDN: P2P CDN<br>• petadata: HybridDB for MySQL<br>• RDS: ApsaraDB RDS<br>• SCDN: Secure CDN<br>• SLB: Server Load Balancer (SLB)<br>• SLS: Log Service<br>• VideoLive: ApsaraVideo Live<br>• VOD: ApsaraVideo VOD<br>• EIP: Elastic IP Address (EIP)<br>• VPN: VPN Gateway<br>• AIRec: Artificial Intelligence Recommendation (AIRec)<br>• GPDB: AnalyticDB for PostgreSQL<br>• DBS: Database Backup (DBS)<br>• SAG: Smart Access Gateway (SAG)<br>• Memcache: ApsaraDB for Memcache<br>• IOT_EDGE: Link IoT Edge<br>• OCS: ApsaraDB for Memcache (previous version)<br>• VPC: Express Connect<br>• EHPC: Elastic High Performance Computing (E-HPC)<br>• MPS: ApsaraVideo Media Processing (MPS)<br>• ENS: Edge Node Service (ENS)<br>• MaxCompute_Prepay: MaxCompute<br>• IoT_Kubernetes: Edge Application Hosting<br>• CMS: CloudMonitor<br>• batchcomputenew: Batch Compute<br>• HBaseUE: ApsaraDB for HBase |

| Parameter | Type | Required | Example | Description |
| --- | --- | --- | --- | --- |
| | | | | Performance-enhanced Edition<br>• UIS: Ultimate Internet Service (UIS) |
| AlertTemplates.N.Category | String | No | ecs | • nls: Intelligent Speech Interaction<br>• ots: Tablestore<br>• NAS: Apsara File Storage NAS<br>• ECI: Elastic Container Instance (ECI)<br>• OpenAPI: OpenAPI Explorer<br>• pvtzpost: Alibaba Cloud DNS PrivateZone<br>• blinkonk8s: Flink on Kubernetes<br>• FunctionFlow: Serverless Workflow (SWF)<br>• SMC: Server Migration Center (SMC)<br>• ddosbgp: Anti-DDoS Origin<br>• baas: Blockchain as a Service<br>• privatelink: PrivateLink<br>• cds: ApsaraDB for Cassandra<br>• DDH: Dedicated Host<br>• RocketMQ: Message Queue for Apache RocketMQ<br>• ECC: Express Cloud Connect<br>• hbaseserverless: ApsaraDB for HBase Serverless Edition<br>• mns_tmp: Message Service<br>• hdr: Hybrid Disaster Recovery (HDR)<br>• hbr: Hybrid Backup Recovery (HBR)<br>• ADB: AnalyticDB for MySQL V3.0<br>• tag: Tag Service<br>• GDB: Graph Database<br>• WAF: Web Application Firewall (WAF)<br>• hcs_sgw: Cloud Storage Gateway (CSG)<br>• ipv6gateway: IPv6 Gateway<br>• RDS_SAR: ApsaraDB Exclusive Host Group<br>• learn: Machine Learning Platform for AI<br>• ROS: Resource Orchestration Service (ROS)<br>• OOS: Operation Orchestration Service (OOS)<br>• bds: Data Synchronization for HBase<br>• cfw: Cloud Firewall<br>• ddosDip: Anti-DDoS Premium<br>• datahub: DataHub<br>• hologres: Hologres |

| Parameter | Type | Required | Example | Description |
| --- | --- | --- | --- | --- |
| | | | | • ExpressConnect: Express Connect<br>• dbfs: Database File System (DBFS)<br>• clickhouse: ApsaraDB for ClickHouse<br>• k8s: Container Service for Kubernetes (ACK)<br>• DTS: Data Transmission Service (DTS)<br>• AnycastEIP: Anycast Elastic IP Address<br>• Lindorm: ApsaraDB for Lindorm<br>• config: Cloud Config<br>• spark: Databricks DataInsight (DDI)<br>• serverless: Serverless App Engine (SAE)<br>• alb: Application Load Balancer (ALB)<br>• oceanbase: ApsaraDB for OceanBase<br>• KMS: Key Management Service (KMS)<br>• lvwang: Content Moderation<br>• LinkVisual: LinkVisual<br>• tair: ApsaraDB for Redis Enhanced Edition (Tair)<br>• dlf: Data Lake Formation (DLF)<br>• networkmonitor: Site Monitoring<br>• pnc: Physical Network Change<br>• AIS: Alibaba Cloud Infrastructure<br>• cloudgame: Cloud Gaming Platform<br>• RTC: Real-Time Communication<br>• cloudbox: CloudBox<br>• actiontrail: ActionTrail<br>• cc: Cloud Connector<br>• disk: Elastic Block Storage (EBS)<br>• easygene: Genomics Computing Platform<br>• cloudphone: Elastic Cloud Phone<br>• BMS: Bare Metal Management Service<br>• swas: Simple Application Server<br>• AvailabilityMonitoring: Availability Monitoring of CloudMonitor |

| Parameter | Type | Required | Example | Description |
| --- | --- | --- | --- | --- |
| AlertTemplates.N.Namespace | String | No | acs_ecs_dashboard | The namespace of the cloud service. Valid values of N: 1 to 200.<br>For information about how to obtain the namespace of a cloud service, see DescribeMetricMetaList or Appendix 1: Metrics. |
| AlertTemplates.N.Period | Integer | No | 60 | The statistical period of monitoring data. Valid values of N: 1 to 200.<br>**Note** If the value is set to 300 seconds, the monitoring data is collected every 300 seconds. If the monitoring data is reported every 1 minute, the alert system calculates the average, maximum, and minimum values of the monitoring data of 5 minutes and checks whether the aggregated values exceed the threshold. To prevent unexpected alerts, we recommend that you set this parameter together with other parameters. |
| AlertTemplates.N.Selector | String | No | {"disk":"/"} | The dimension of the alert. It is an extended field. Valid values of N: 1 to 200.<br>For example, an alert template is applied to an application group, this parameter is set to `{"disk":"/"}`, and the MetricName parameter is set to `DiskUtilization`. In this case, the generated alert rule is applied to the root disk partition (`"/"`) of all instances in the application group to which the alert template is applied.<br>**Note** For more information about the values of extended fields, see DescribeMetricRuleTemplateAttribute. |

| Parameter | Type | Required | Example | Description |
| --- | --- | --- | --- | --- |
| AlertTemplates.N.Escalations.Critical.Statistics | String | No | Average | The statistical methods for Critical-level alerts. Separate multiple statistical methods with commas (,). Valid values of N: 1 to 200. Valid values:<br>• Average: the average value<br>• Minimum: the minimum value<br>• Maximum: the maximum value<br>**Note** You must set a collection of the Rules.N.Escalations.Critical.Statistics, Rules.N.Escalations.Critical.ComparisonOperator, Rules.N.Escalations.Critical.Threshold, and Rules.N.Escalations.Critical.Times parameters, a collection of the Rules.N.Escalations.Warn.Statistics, Rules.N.Escalations.Warn.ComparisonOperator, Rules.N.Escalations.Warn.Threshold, and Rules.N.Escalations.Warn.Times parameters, or a collection of the Rules.N.Escalations.Info.Statistics, Rules.N.Escalations.Info.ComparisonOperator, Rules.N.Escalations.Info.Threshold, and Rules.N.Escalations.Info.Times parameters. |

| Parameter | Type | Required | Example | Description |
| --- | --- | --- | --- | --- |
| AlertTemplates.N.Escalations.Critical.ComparisonOperator | String | No | GreaterThanOrEqualToThreshold | The comparison operator that is used to compare the metric value with the threshold. Valid values of N: 1 to 200. Valid values:<br>• GreaterThanOrEqualToThreshold: greater than or equal to the threshold<br>• GreaterThanThreshold: greater than the threshold<br>• LessThanOrEqualToThreshold: less than or equal to the threshold<br>• LessThanThreshold: less than the threshold<br>• NotEqualToThreshold: not equal to the threshold<br>• GreaterThanYesterday: greater than the metric value at the same time yesterday<br>• LessThanYesterday: less than the metric value at the same time yesterday<br>• GreaterThanLastWeek: greater than the metric value at the same time last week<br>• LessThanLastWeek: less than the metric value at the same time last week<br>• GreaterThanLastPeriod: greater than the metric value in the last monitoring cycle<br>• LessThanLastPeriod: less than the metric value in the last monitoring cycle |

| Parameter | Type | Required | Example | Description |
| --- | --- | --- | --- | --- |
| | | | | Note You must set a collection of the Rules.N.Escalations.Critical.Statistics, Rules.N.Escalations.Critical.ComparisonOperator, Rules.N.Escalations.Critical.Threshold, and Rules.N.Escalations.Critical.Times parameters, a collection of the Rules.N.Escalations.Warn.Statistics, Rules.N.Escalations.Warn.ComparisonOperator, Rules.N.Escalations.Warn.Threshold, and Rules.N.Escalations.Warn.Times parameters, or a collection of the Rules.N.Escalations.Info.Statistics, Rules.N.Escalations.Info.ComparisonOperator, Rules.N.Escalations.Info.Threshold, and Rules.N.Escalations.Info.Times parameters. |

| Parameter | Type | Required | Example | Description |
| --- | --- | --- | --- | --- |
| AlertTemplates.N.Escalations.Critical.Threshold | String | No | 90 | The threshold for Critical-level alerts. Valid values of N: 1 to 200.<br><br>**Note** You must set a collection of the Rules.N.Escalations.Critical.Statistics, Rules.N.Escalations.Critical.ComparisonOperator, Rules.N.Escalations.Critical.Threshold, and Rules.N.Escalations.Critical.Times parameters, a collection of the Rules.N.Escalations.Warn.Statistics, Rules.N.Escalations.Warn.ComparisonOperator, Rules.N.Escalations.Warn.Threshold, and Rules.N.Escalations.Warn.Times parameters, or a collection of the Rules.N.Escalations.Info.Statistics, Rules.N.Escalations.Info.ComparisonOperator, Rules.N.Escalations.Info.Threshold, and Rules.N.Escalations.Info.Times parameters. |

| Parameter | Type | Required | Example | Description |
| --- | --- | --- | --- | --- |
| AlertTemplates.N.Escalations.Critical.Times | Integer | No | 3 | The consecutive number of times for which the metric value meets the alert condition before a Critical-level alert is triggered. Valid values of N: 1 to 200.<br>**Note** You must set a collection of the Rules.N.Escalations.Critical.Statistics, Rules.N.Escalations.Critical.ComparisonOperator, Rules.N.Escalations.Critical.Threshold, and Rules.N.Escalations.Critical.Times parameters, a collection of the Rules.N.Escalations.Warn.Statistics, Rules.N.Escalations.Warn.ComparisonOperator, Rules.N.Escalations.Warn.Threshold, and Rules.N.Escalations.Warn.Times parameters, or a collection of the Rules.N.Escalations.Info.Statistics, Rules.N.Escalations.Info.ComparisonOperator, Rules.N.Escalations.Info.Threshold, and Rules.N.Escalations.Info.Times parameters. |

| Parameter | Type | Required | Example | Description |
| --- | --- | --- | --- | --- |
| AlertTemplates.N.Escalations.Warn.Statistics | String | No | Average | The statistical methods for Warn-level alerts. Separate multiple statistical methods with commas (,). Valid values of N: 1 to 200. Valid values:<br>• Average: the average value<br>• Minimum: the minimum value<br>• Maximum: the maximum value<br>**Note** You must set a collection of the Rules.N.Escalations.Critical.Statistics, Rules.N.Escalations.Critical.ComparisonOperator, Rules.N.Escalations.Critical.Threshold, and Rules.N.Escalations.Critical.Times parameters, a collection of the Rules.N.Escalations.Warn.Statistics, Rules.N.Escalations.Warn.ComparisonOperator, Rules.N.Escalations.Warn.Threshold, and Rules.N.Escalations.Warn.Times parameters, or a collection of the Rules.N.Escalations.Info.Statistics, Rules.N.Escalations.Info.ComparisonOperator, Rules.N.Escalations.Info.Threshold, and Rules.N.Escalations.Info.Times parameters. |
| | | | | The comparison operator that is used to compare the metric value with the threshold. Valid values of N: 1 to 200. Valid values:<br>• GreaterThanOrEqualToThreshold: greater than or equal to the threshold<br>• GreaterThanThreshold: greater than the threshold<br>• LessThanOrEqualToThreshold: less than or equal to the threshold<br>• LessThanThreshold: less than the threshold<br>• NotEqualToThreshold: not equal to |

| Parameter | Type | Required | Example | Description |
| --- | --- | --- | --- | --- |
| AlertTemplates.N.Escalations.Warn.ComparisonOperator | String | No | GreaterThanOrEqualToThreshold | the threshold<br>• GreaterThanYesterday: greater than the metric value at the same time yesterday<br>• LessThanYesterday: less than the metric value at the same time yesterday<br>• GreaterThanLastWeek: greater than the metric value at the same time last week<br>• LessThanLastWeek: less than the metric value at the same time last week<br>• GreaterThanLastPeriod: greater than the metric value in the last monitoring cycle<br>• LessThanLastPeriod: less than the metric value in the last monitoring cycle<br>**Note** You must set a collection of the Rules.N.Escalations.Critical.Statistics, Rules.N.Escalations.Critical.ComparisonOperator, Rules.N.Escalations.Critical.Threshold, and Rules.N.Escalations.Critical.Times parameters, a collection of the Rules.N.Escalations.Warn.Statistics, Rules.N.Escalations.Warn.ComparisonOperator, Rules.N.Escalations.Warn.Threshold, and Rules.N.Escalations.Warn.Times parameters, or a collection of the Rules.N.Escalations.Info.Statistics, Rules.N.Escalations.Info.ComparisonOperator, Rules.N.Escalations.Info.Threshold, and Rules.N.Escalations.Info.Times parameters. |

| Parameter | Type | Required | Example | Description |
| --- | --- | --- | --- | --- |
| AlertTemplates.N.Escalations.Warn.Threshold | String | No | 90 | The threshold for Warn-level alerts. Valid values of N: 1 to 200.<br><br>**Note** You must set a collection of the Rules.N.Escalations.Critical.Statistics, Rules.N.Escalations.Critical.ComparisonOperator, Rules.N.Escalations.Critical.Threshold, and Rules.N.Escalations.Critical.Times parameters, a collection of the Rules.N.Escalations.Warn.Statistics, Rules.N.Escalations.Warn.ComparisonOperator, Rules.N.Escalations.Warn.Threshold, and Rules.N.Escalations.Warn.Times parameters, or a collection of the Rules.N.Escalations.Info.Statistics, Rules.N.Escalations.Info.ComparisonOperator, Rules.N.Escalations.Info.Threshold, and Rules.N.Escalations.Info.Times parameters. |

| Parameter | Type | Required | Example | Description |
| --- | --- | --- | --- | --- |
| AlertTemplates.N.Escalations.Warn.Times | Integer | No | 3 | The consecutive number of times for which the metric value meets the alert condition before a Warn-level alert is triggered. Valid values of N: 1 to 200.<br>**Note** You must set a collection of the Rules.N.Escalations.Critical.Statistics, Rules.N.Escalations.Critical.ComparisonOperator, Rules.N.Escalations.Critical.Threshold, and Rules.N.Escalations.Critical.Times parameters, a collection of the Rules.N.Escalations.Warn.Statistics, Rules.N.Escalations.Warn.ComparisonOperator, Rules.N.Escalations.Warn.Threshold, and Rules.N.Escalations.Warn.Times parameters, or a collection of the Rules.N.Escalations.Info.Statistics, Rules.N.Escalations.Info.ComparisonOperator, Rules.N.Escalations.Info.Threshold, and Rules.N.Escalations.Info.Times parameters. |

| Parameter | Type | Required | Example | Description |
| --- | --- | --- | --- | --- |
| AlertTemplates.N.Escalations.Info.Statistics | String | No | Average | The statistical methods for Info-level alerts. Separate multiple statistical methods with commas (,). Valid values of N: 1 to 200. Valid values:<br>• Average: the average value<br>• Minimum: the minimum value<br>• Maximum: the maximum value<br>**Note** You must set a collection of the Rules.N.Escalations.Critical.Statistics, Rules.N.Escalations.Critical.ComparisonOperator, Rules.N.Escalations.Critical.Threshold, and Rules.N.Escalations.Critical.Times parameters, a collection of the Rules.N.Escalations.Warn.Statistics, Rules.N.Escalations.Warn.ComparisonOperator, Rules.N.Escalations.Warn.Threshold, and Rules.N.Escalations.Warn.Times parameters, or a collection of the Rules.N.Escalations.Info.Statistics, Rules.N.Escalations.Info.ComparisonOperator, Rules.N.Escalations.Info.Threshold, and Rules.N.Escalations.Info.Times parameters. |

| Parameter | Type | Required | Example | Description |
| --- | --- | --- | --- | --- |
| AlertTemplates.N.Escalations.Info.ComparisonOperator | String | No | GreaterThanOrEqualToThreshold | The comparison operator that is used to compare the metric value with the threshold. Valid values of N: 1 to 200. Valid values:<br>• GreaterThanOrEqualToThreshold: greater than or equal to the threshold<br>• GreaterThanThreshold: greater than the threshold<br>• LessThanOrEqualToThreshold: less than or equal to the threshold<br>• LessThanThreshold: less than the threshold<br>• NotEqualToThreshold: not equal to the threshold<br>• GreaterThanYesterday: greater than the metric value at the same time yesterday<br>• LessThanYesterday: less than the metric value at the same time yesterday<br>• GreaterThanLastWeek: greater than the metric value at the same time last week<br>• LessThanLastWeek: less than the metric value at the same time last week<br>• GreaterThanLastPeriod: greater than the metric value in the last monitoring cycle<br>• LessThanLastPeriod: less than the metric value in the last monitoring cycle |

| Parameter | Type | Required | Example | Description |
| --- | --- | --- | --- | --- |
| | | | | **Note** You must set a collection of the Rules.N.Escalations.Critical.Statistics, Rules.N.Escalations.Critical.ComparisonOperator, Rules.N.Escalations.Critical.Threshold, and Rules.N.Escalations.Critical.Times parameters, a collection of the Rules.N.Escalations.Warn.Statistics, Rules.N.Escalations.Warn.ComparisonOperator, Rules.N.Escalations.Warn.Threshold, and Rules.N.Escalations.Warn.Times parameters, or a collection of the Rules.N.Escalations.Info.Statistics, Rules.N.Escalations.Info.ComparisonOperator, Rules.N.Escalations.Info.Threshold, and Rules.N.Escalations.Info.Times parameters. |

| Parameter | Type | Required | Example | Description |
| --- | --- | --- | --- | --- |
| AlertTemplates.N.Escalations.Info.Threshold | String | No | 90 | The threshold for Info-level alerts. Valid values of N: 1 to 200.<br>**Note** You must set a collection of the Rules.N.Escalations.Critical.Statistics, Rules.N.Escalations.Critical.ComparisonOperator, Rules.N.Escalations.Critical.Threshold, and Rules.N.Escalations.Critical.Times parameters, a collection of the Rules.N.Escalations.Warn.Statistics, Rules.N.Escalations.Warn.ComparisonOperator, Rules.N.Escalations.Warn.Threshold, and Rules.N.Escalations.Warn.Times parameters, or a collection of the Rules.N.Escalations.Info.Statistics, Rules.N.Escalations.Info.ComparisonOperator, Rules.N.Escalations.Info.Threshold, and Rules.N.Escalations.Info.Times parameters. |

| Parameter | Type | Required | Example | Description |
| --- | --- | --- | --- | --- |
| AlertTemplates.N.Escalations.Info.Times | Integer | No | 3 | The consecutive number of times for which the metric value meets the alert condition before an Info-level alert is triggered. Valid values of N: 1 to 200.<br><br>**Note** You must set a collection of the Rules.N.Escalations.Critical.Statistics, Rules.N.Escalations.Critical.ComparisonOperator, Rules.N.Escalations.Critical.Threshold, and Rules.N.Escalations.Critical.Times parameters, a collection of the Rules.N.Escalations.Warn.Statistics, Rules.N.Escalations.Warn.ComparisonOperator, Rules.N.Escalations.Warn.Threshold, and Rules.N.Escalations.Warn.Times parameters, or a collection of the Rules.N.Escalations.Info.Statistics, Rules.N.Escalations.Info.ComparisonOperator, Rules.N.Escalations.Info.Threshold, and Rules.N.Escalations.Info.Times parameters. |

| Parameter | Type | Required | Example | Description |
| --- | --- | --- | --- | --- |
| AlertTemplates.N.Webhook | String | No | http://www.aliyun.com | The callback URL. Valid values of N: 1 to 200.<br>The callback URL must be accessible over the Internet. CloudMonitor sends a POST request to push an alert notification to the callback URL that you specify. Only HTTP requests are supported. |

For more information about common request parameters, see Common parameters.

## Response parameters

| Parameter | Type | Example | Description |
| --- | --- | --- | --- |
| RequestId | String | 9E07117F-F6AE-4F1C-81E8-36FBB4892235 | The ID of the request. |
| Success | Boolean | true | Indicates whether the call was successful. Valid values:<br>• true: The call was successful.<br>• false: The call failed. |
| Code | Integer | 200 | The HTTP status code.<br>**Note** The status code 200 indicates that the call was successful. |
| Message | String | The Request is not authorization. | The error message. |

## Examples

### Sample requests

```
http(s)://[Endpoint]/?Action=ModifyMetricRuleTemplate
&TemplateId=123456
&RestVersion=0
&<Common request parameters>
```

### Sample success responses

`XML` format

```
<ModifyMetricRuleTemplateResponse>
    <RequestId>97EAC0E2-CD54-4183-95AC-F0C113024E18</RequestId>
    <Code>200</Code>
    <Success>true</Success>
</ModifyMetricRuleTemplateResponse>
```

`JSON` format

```
{
 "RequestId": "5F78F035-3369-4360-810E-D5CC5E774336",
 "Code": 200,
 "Success": true
}
```

## Error codes

For a list of error codes, visit the API Error Center.

# 1.15.2.4. DescribeMetricRuleTemplateList

Queries alert templates.

This topic provides an example on how to query alert templates. In this example, the following alert templates are returned in the response: `ECS_Template1` and `ECS_Template2`.

## Debugging

OpenAPI Explorer automatically calculates the signature value. For your convenience, we recommend that you call this operation in OpenAPI Explorer. OpenAPI Explorer dynamically generates the sample code of the operation for different SDKs.

## Request parameters

| Parameter | Type | Required | Example | Description |
|---|---|---|---|---|
| Action | String | Yes | DescribeMetricRuleTemplateList | The operation that you want to perform. Set the value to **DescribeMetricRuleTemplateList**. |
| Name | String | No | ECS_Template1 | The name of the alert template. |
| Keyword | String | No | ECS | The keyword of the alert template name. |
| TemplateId | Long | No | 70**** | The ID of the alert template. |

| Parameter | Type | Required | Example | Description |
| --- | --- | --- | --- | --- |
| PageNumber | Long | No | 1 | The number of the page to return.<br>Default value: 1 |
| PageSize | Long | No | 10 | The number of entries to return on each page. |
| History | Boolean | No | false | Specifies whether to display the application history of the alert templates. Default value: false. Valid values:<br>• true<br>• false |
| Order | Boolean | No | true | The order in which you want to sort alert templates. Default value: true. Valid values:<br>• true: ascending order<br>• false: descending order |
| OrderBy | String | No | gmtCreate | The sorting basis. Default value: gmtCreate. Valid values:<br>• gmtMotified: Sorts alert templates by modification time.<br>• gmtCreate: Sorts alert templates by creation time. |

For more information about common request parameters, see Common parameters.

## Response parameters

| Parameter | Type | Example | Description |
| --- | --- | --- | --- |
| Code | Integer | 200 | The HTTP status code.<br>**Note** The status code 200 indicates that the call was successful. |
| Message | String | The Request is not authorization. | The error message. |

| Parameter | Type | Example | Description |
| --- | --- | --- | --- |
| RequestId | String | 659401C0-6214-5C02-972A-CFA929D717B7 | The ID of the request. |
| Total | Long | 2 | The total number of returned entries. |
| Success | Boolean | true | Indicates whether the call was successful. Valid values:<br>• true: The call was successful.<br>• false: The call failed. |
| Templates | Array of Template | | The list of alert templates. |
| Template | | | |
| Description | String | ECS CPU utilization | The description of the alert template. |
| GmtCreate | Long | 1646018798000 | The timestamp when the alert template was created.<br>Unit: milliseconds. |
| Name | String | ECS_Template1 | The name of the alert template. |
| RestVersion | Long | 0 | The version of the alert template.<br>Default value: 0. |
| GmtModified | Long | 1646054798000 | The timestamp when the alert template was modified.<br>Unit: milliseconds. |
| TemplateId | Long | 70**** | The ID of the alert template. |
| ApplyHistories | Array of ApplyHistory | | The application history of the alert template. |
| ApplyHistory | | | |
| GroupId | Long | 3607**** | The ID of the application group. |

| Parameter | Type | Example | Description |
| --- | --- | --- | --- |
| GroupName | String | ECS_Group | The name of the application group. |
| ApplyTime | Long | 1646055898000 | The timestamp when the alert template was applied to the application group.<br>Unit: milliseconds. |

## Examples

### Sample requests

```
http(s)://[Endpoint]/?Action=DescribeMetricRuleTemplateList
&<Common request parameters>
```

### Sample success responses

`XML` format

```
HTTP/1.1 200 OK
Content-Type:application/xml
<DescribeMetricRuleTemplateListResponse>
 <RequestId>659401C0-6214-5C02-972A-CFA929D717B7</RequestId>
 <Total>2</Total>
 <Templates>
  <Template>
   <GmtCreate>1606291110000</GmtCreate>
   <Description></Description>
   <GmtModified>1646018798000</GmtModified>
   <RestVersion>0</RestVersion>
   <TemplateId>70****</TemplateId>
   <Name>ECS_Template1</Name>
  </Template>
  <Template>
   <GmtCreate>1607420429000</GmtCreate>
   <Description></Description>
   <GmtModified>1646017352000</GmtModified>
   <RestVersion>1</RestVersion>
   <TemplateId>71****</TemplateId>
   <Name>ECS_Template2</Name>
  </Template>
 </Templates>
 <Code>200</Code>
 <Success>true</Success>
</DescribeMetricRuleTemplateListResponse>
```

`JSON` format

```
HTTP/1.1 200 OK
Content-Type:application/json
{
  "RequestId": "659401C0-6214-5C02-972A-CFA929D717B7",
  "Total": 2,
  "Templates": {
    "Template": [
      {
        "GmtCreate": 1606291110000,
        "Description": "",
        "GmtModified": 1646018798000,
        "RestVersion": 0,
        "TemplateId": 70****,
        "Name": "ECS_Template1"
      },
      {
        "GmtCreate": 1607420429000,
        "Description": "",
        "GmtModified": 1646017352000,
        "RestVersion": 1,
        "TemplateId": 71****,
        "Name": "ECS_Template2"
      }
    ]
  },
  "Code": 200,
  "Success": true
}
```

## Error codes

| HttpCode | Error code | Error message | Description |
|---|---|---|---|
| 404 | ResourceNotFound | The specified resource is not found. | The error message returned because the specified resource is not found. |

For a list of error codes, visit the API Error Center.

# 1.15.2.5. CreateMetricRuleTemplate

Creates an alert template.

This topic provides an example on how to create an alert template named `Template_test` and create an alert rule for the `cpu_total` metric of Elastic Compute Service (ECS) in the template. The name of the alert rule is `Rule_test`. The alert level is `Critical`. The statistical method is `Average`. The alert threshold comparator is `GreaterThanOrEqualToThreshold`. The alert threshold is `90`. The number of alert retries is `3`. The returned result indicates that the alert template is created and the alert template ID is `12345`.

## Debugging

OpenAPI Explorer automatically calculates the signature value. For your convenience, we recommend that you call this operation in OpenAPI Explorer. OpenAPI Explorer dynamically generates the sample code of the operation for different SDKs.

## Request parameters

| Parameter | Type | Required | Example | Description |
|---|---|---|---|---|
| Action | String | Yes | CreateMetricRuleTemplate | The operation that you want to perform. Set the value to CreateMetricRuleTemplate. |
| Name | String | Yes | Template_test | The name of the alert template. |
| AlertTemplates.N.MetricName | String | Yes | cpu_total | The name of the metric. Valid values of N: 1 to 200.<br>For information about how to obtain the name of a metric, see DescribeMetricMetaList or Appendix 1: Metrics. |
| AlertTemplates.N.RuleName | String | Yes | Rule_test | The name of the alert rule. Valid values of N: 1 to 200. |
| | | | | The abbreviation of the service name. Valid values of N: 1 to 200. Valid values:<br>• PolarDB: PolarDB<br>• NewBGPDDoS: Anti-DDoS Pro<br>• IoTDevice: IoT Platform<br>• DRDS: PolarDB-X<br>• VS: Video Surveillance System<br>• AMQP: Alibaba Cloud Message Queue for AMQP<br>• ADS: AnalyticDB<br>• APIGateway: API Gateway<br>• InternetSharedBandwidth: EIP Bandwidth Plan<br>• CDN: Alibaba Cloud Content Delivery Network (CDN)<br>• CEN: Cloud Enterprise Network (CEN)<br>• DCDN: Dynamic Route for CDN (DCDN)<br>• DDoS: Anti-DDoS<br>• ECS: Elastic Compute Service (ECS)<br>• DirectMail: Direct Mail |

| Parameter | Type | Required | Example | Description |
| --- | --- | --- | --- | --- |
| | | | | • Elasticsearch: Elasticsearch<br>• EMR: E-MapReduce (EMR)<br>• ESS: Auto Scaling<br>• FunctionCompute: Function Compute<br>• RealtimeCompute: Realtime Compute for Apache Flink<br>• GlobalAcceleration: Global Accelerator (GA)<br>• Hbase: ApsaraDB for HBase<br>• TSDB: Time Series Database (TSDB)<br>• IPv6trans: IPv6 Translation Service<br>• Kafka: Message Queue for Apache Kafka<br>• Kubernetes: Container Service for Kubernetes (ACK)<br>• KVstore: ApsaraDB for Redis<br>• MNS: Message Service (MNS)<br>• MongoDB: ApsaraDB for MongoDB<br>• MQ: Message Queue<br>• NAT: NAT Gateway<br>• OpenAd: Open Ad<br>• OpenSearch: Open Search<br>• OSS: Object Storage Service (OSS)<br>• PCDN: P2P CDN<br>• petadata: HybridDB for MySQL<br>• RDS: ApsaraDB RDS<br>• SCDN: Secure CDN<br>• SLB: Server Load Balancer (SLB)<br>• SLS: Log Service<br>• VideoLive: ApsaraVideo Live<br>• VOD: ApsaraVideo VOD<br>• EIP: Elastic IP Address (EIP)<br>• VPN: VPN Gateway<br>• AIRec: Artificial Intelligence Recommendation (AIRec)<br>• GPDB: AnalyticDB for PostgreSQL<br>• DBS: Database Backup (DBS)<br>• SAG: Smart Access Gateway (SAG)<br>• Memcache: ApsaraDB for Memcache<br>• IOT_EDGE: Link IoT Edge<br>• OCS: ApsaraDB for Memcache (previous version)<br>• VPC: Express Connect<br>• EHPC: Elastic High Performance |

| Parameter | Type | Required | Example | Description |
|---|---|---|---|---|
| AlertTemplates.N.Category | String | Yes | ecs | Computing (E-HPC)<br>• MPS: ApsaraVideo Media Processing (MPS)<br>• ENS: Edge Node Service (ENS)<br>• MaxCompute_Prepay: MaxCompute<br>• IoT_Kubernetes: Edge Application Hosting<br>• CMS: CloudMonitor<br>• batchcomputenew: Batch Compute<br>• HBaseUE: ApsaraDB for HBase Performance-enhanced Edition<br>• UIS: Ultimate Internet Service (UIS)<br>• nls: Intelligent Speech Interaction<br>• ots: Tablestore<br>• NAS: Apsara File Storage NAS<br>• ECI: Elastic Container Instance (ECI)<br>• OpenAPI: OpenAPI Explorer<br>• pvtzpost: Alibaba Cloud DNS PrivateZone<br>• blinkonk8s: Flink on Kubernetes<br>• FunctionFlow: Serverless Workflow (SWF)<br>• SMC: Server Migration Center (SMC)<br>• ddosbgp: Anti-DDoS Origin<br>• baas: Blockchain as a Service<br>• privatelink: PrivateLink<br>• cds: ApsaraDB for Cassandra<br>• DDH: Dedicated Host<br>• RocketMQ: Message Queue for Apache RocketMQ<br>• ECC: Express Cloud Connect<br>• hbaseserverless: ApsaraDB for HBase Serverless Edition<br>• mns_tmp: Message Service<br>• hdr: Hybrid Disaster Recovery (HDR)<br>• hbr: Hybrid Backup Recovery (HBR)<br>• ADB: AnalyticDB for MySQL V3.0<br>• tag: Tag Service<br>• GDB: Graph Database<br>• WAF: Web Application Firewall (WAF)<br>• hcs_sgw: Cloud Storage Gateway (CSG)<br>• ipv6gateway: IPv6 Gateway<br>• RDS_SAR: ApsaraDB Exclusive Host Group<br>• learn: Machine Learning Platform for |

| Parameter | Type | Required | Example | Description |
| --- | --- | --- | --- | --- |
| AI | | | | • ROS: Resource Orchestration Service (ROS)<br>• OOS: Operation Orchestration Service (OOS)<br>• bds: Data Synchronization for HBase<br>• cfw: Cloud Firewall<br>• ddosDip: Anti-DDoS Premium<br>• datahub: DataHub<br>• hologres: Hologres<br>• ExpressConnect: Express Connect<br>• dbfs: Database File System (DBFS)<br>• clickhouse: ApsaraDB for ClickHouse<br>• k8s: Container Service for Kubernetes (ACK)<br>• DTS: Data Transmission Service (DTS)<br>• AnycastEIP: Anycast Elastic IP Address<br>• Lindorm: ApsaraDB for Lindorm<br>• config: Cloud Config<br>• spark: Databricks DataInsight (DDI)<br>• serverless: Serverless App Engine (SAE)<br>• alb: Application Load Balancer (ALB)<br>• oceanbase: ApsaraDB for OceanBase<br>• KMS: Key Management Service (KMS)<br>• lvwang: Content Moderation<br>• LinkVisual: LinkVisual<br>• tair: ApsaraDB for Redis Enhanced Edition (Tair)<br>• dlf: Data Lake Formation (DLF)<br>• networkmonitor: Site Monitoring<br>• pnc: Physical Network Change<br>• AIS: Alibaba Cloud Infrastructure<br>• cloudgame: Cloud Gaming Platform<br>• RTC: Real-Time Communication<br>• cloudbox: CloudBox<br>• actiontrail: ActionTrail<br>• cc: Cloud Connector<br>• disk: Elastic Block Storage (EBS)<br>• easygene: Genomics Computing Platform<br>• cloudphone: Elastic Cloud Phone<br>• BMS: Bare Metal Management Service |

| Parameter | Type | Required | Example | Description |
| --- | --- | --- | --- | --- |
| | | | | • swas: Simple Application Server<br>• AvailabilityMonitoring: Availability Monitoring of CloudMonitor |
| AlertTemplates.N.Namespace | String | Yes | acs_ecs_dashboard | The namespace of the cloud service. Valid values of N: 1 to 200.<br>For information about how to obtain the namespace of a cloud service, see DescribeMetricMetaList or Appendix 1: Metrics. |
| Description | String | No | ECS_Template1 | The description of the alert template. |
| AlertTemplates.N.Period | Integer | No | 60 | The aggregation period of the metric data. Valid values of N: 1 to 200.<br>Set the `Period` parameter to an integral multiple of 60. Unit: seconds. The default value is the minimum aggregation period. |
| AlertTemplates.N.Selector | String | No | {"disk":"/"} | The extended field selectors. Valid values of N: 1 to 200. |

| Parameter | Type | Required | Example | Description |
| --- | --- | --- | --- | --- |
| AlertTemplates.N.Escalations.Critical.Statistics | String | No | Average | The statistical methods for Critical-level alerts. Separate multiple statistical methods with commas (,). Valid values of N: 1 to 200. Valid values:<br>• Average: the average value<br>• Minimum: the minimum value<br>• Maximum: the maximum value<br>**Note** You must set a collection of the Rules.N.Escalations.Critical.Statistics, Rules.N.Escalations.Critical.ComparisonOperator, Rules.N.Escalations.Critical.Threshold, and Rules.N.Escalations.Critical.Times parameters, a collection of the Rules.N.Escalations.Warn.Statistics, Rules.N.Escalations.Warn.ComparisonOperator, Rules.N.Escalations.Warn.Threshold, and Rules.N.Escalations.Warn.Times parameters, or a collection of the Rules.N.Escalations.Info.Statistics, Rules.N.Escalations.Info.ComparisonOperator, Rules.N.Escalations.Info.Threshold, and Rules.N.Escalations.Info.Times parameters. |
| | | | | The comparison operator that is used to compare the metric value with the threshold. Valid values of N: 1 to 200. Valid values:<br>• GreaterThanOrEqualToThreshold: greater than or equal to the threshold<br>• GreaterThanThreshold: greater than the threshold<br>• LessThanOrEqualToThreshold: less than or equal to the threshold<br>• LessThanThreshold: less than the threshold<br>• NotEqualToThreshold: not equal to |

| Parameter | Type | Required | Example | Description |
| --- | --- | --- | --- | --- |
| | | | | the threshold<br>• GreaterThanYesterday: greater than the metric value at the same time yesterday<br>• LessThanYesterday: less than the metric value at the same time yesterday<br>• GreaterThanLastWeek: greater than the metric value at the same time last week<br>• LessThanLastWeek: less than the metric value at the same time last week<br>• GreaterThanLastPeriod: greater than the metric value in the last monitoring cycle<br>• LessThanLastPeriod: less than the metric value in the last monitoring cycle<br>**Note** You must set a collection of the Rules.N.Escalations.Critical.Statistics, Rules.N.Escalations.Critical.ComparisonOperator, Rules.N.Escalations.Critical.Threshold, and Rules.N.Escalations.Critical.Times parameters, a collection of the Rules.N.Escalations.Warn.Statistics, Rules.N.Escalations.Warn.ComparisonOperator, Rules.N.Escalations.Warn.Threshold, and Rules.N.Escalations.Warn.Times parameters, or a collection of the Rules.N.Escalations.Info.Statistics, Rules.N.Escalations.Info.ComparisonOperator, Rules.N.Escalations.Info.Threshold, and Rules.N.Escalations.Info.Times parameters. |
| AlertTemplates.N.Escalations.Critical.ComparisonOperator | String | No | GreaterThanOrEqualToThreshold | |

| Parameter | Type | Required | Example | Description |
| --- | --- | --- | --- | --- |
| | | | | |
| AlertTemplates.N.Escalations.Critical.Threshold | String | No | 90 | The threshold for Critical-level alerts. Valid values of N: 1 to 200.<br>**Note** You must set a collection of the Rules.N.Escalations.Critical.Statistics, Rules.N.Escalations.Critical.ComparisonOperator, Rules.N.Escalations.Critical.Threshold, and Rules.N.Escalations.Critical.Times parameters, a collection of the Rules.N.Escalations.Warn.Statistics, Rules.N.Escalations.Warn.ComparisonOperator, Rules.N.Escalations.Warn.Threshold, and Rules.N.Escalations.Warn.Times parameters, or a collection of the Rules.N.Escalations.Info.Statistics, Rules.N.Escalations.Info.ComparisonOperator, Rules.N.Escalations.Info.Threshold, and Rules.N.Escalations.Info.Times parameters. |

| Parameter | Type | Required | Example | Description |
| --- | --- | --- | --- | --- |
| AlertTemplates.N.Escalations.Critical.Times | Integer | No | 3 | The consecutive number of times for which the metric value meets the alert condition before a Critical-level alert is triggered. Valid values of N: 1 to 200.<br>**Note** You must set a collection of the Rules.N.Escalations.Critical.Statistics, Rules.N.Escalations.Critical.ComparisonOperator, Rules.N.Escalations.Critical.Threshold, and Rules.N.Escalations.Critical.Times parameters, a collection of the Rules.N.Escalations.Warn.Statistics, Rules.N.Escalations.Warn.ComparisonOperator, Rules.N.Escalations.Warn.Threshold, and Rules.N.Escalations.Warn.Times parameters, or a collection of the Rules.N.Escalations.Info.Statistics, Rules.N.Escalations.Info.ComparisonOperator, Rules.N.Escalations.Info.Threshold, and Rules.N.Escalations.Info.Times parameters. |

| Parameter | Type | Required | Example | Description |
| --- | --- | --- | --- | --- |
| AlertTemplates.N.Escalations.Warn.Statistics | String | No | Average | The statistical methods for Warn-level alerts. Separate multiple statistical methods with commas (,). Valid values of N: 1 to 200. Valid values:<br>• Average: the average value<br>• Minimum: the minimum value<br>• Maximum: the maximum value<br>**Note** You must set a collection of the Rules.N.Escalations.Critical.Statistics, Rules.N.Escalations.Critical.ComparisonOperator, Rules.N.Escalations.Critical.Threshold, and Rules.N.Escalations.Critical.Times parameters, a collection of the Rules.N.Escalations.Warn.Statistics, Rules.N.Escalations.Warn.ComparisonOperator, Rules.N.Escalations.Warn.Threshold, and Rules.N.Escalations.Warn.Times parameters, or a collection of the Rules.N.Escalations.Info.Statistics, Rules.N.Escalations.Info.ComparisonOperator, Rules.N.Escalations.Info.Threshold, and Rules.N.Escalations.Info.Times parameters. |
| | | | | |

| Parameter | Type | Required | Example | Description |
| --- | --- | --- | --- | --- |
| AlertTemplates.N.Escalations.Warn.ComparisonOperator | String | No | GreaterThanOrEqualToThreshold | The comparison operator that is used to compare the metric value with the threshold. Valid values of N: 1 to 200. Valid values:<br>• GreaterThanOrEqualToThreshold: greater than or equal to the threshold<br>• GreaterThanThreshold: greater than the threshold<br>• LessThanOrEqualToThreshold: less than or equal to the threshold<br>• LessThanThreshold: less than the threshold<br>• NotEqualToThreshold: not equal to the threshold<br>• GreaterThanYesterday: greater than the metric value at the same time yesterday<br>• LessThanYesterday: less than the metric value at the same time yesterday<br>• GreaterThanLastWeek: greater than the metric value at the same time last week<br>• LessThanLastWeek: less than the metric value at the same time last week<br>• GreaterThanLastPeriod: greater than the metric value in the last monitoring cycle<br>• LessThanLastPeriod: less than the metric value in the last monitoring cycle |

| Parameter | Type | Required | Example | Description |
| --- | --- | --- | --- | --- |
| | | | | Note You must set a collection of the Rules.N.Escalations.Critical.Statistics, Rules.N.Escalations.Critical.ComparisonOperator, Rules.N.Escalations.Critical.Threshold, and Rules.N.Escalations.Critical.Times parameters, a collection of the Rules.N.Escalations.Warn.Statistics, Rules.N.Escalations.Warn.ComparisonOperator, Rules.N.Escalations.Warn.Threshold, and Rules.N.Escalations.Warn.Times parameters, or a collection of the Rules.N.Escalations.Info.Statistics, Rules.N.Escalations.Info.ComparisonOperator, Rules.N.Escalations.Info.Threshold, and Rules.N.Escalations.Info.Times parameters. |
| AlertTemplates.N.Escalations.Warn.Threshold | String | No | 90 | The threshold for Warn-level alerts. Valid values of N: 1 to 200.<br><br>Note You must set a collection of the Rules.N.Escalations.Critical.Statistics, Rules.N.Escalations.Critical.ComparisonOperator, Rules.N.Escalations.Critical.Threshold, and Rules.N.Escalations.Critical.Times parameters, a collection of the Rules.N.Escalations.Warn.Statistics, Rules.N.Escalations.Warn.ComparisonOperator, Rules.N.Escalations.Warn.Threshold, and Rules.N.Escalations.Warn.Times parameters, or a collection of the Rules.N.Escalations.Info.Statistics, Rules.N.Escalations.Info.ComparisonOperator, Rules.N.Escalations.Info.Threshold, and Rules.N.Escalations.Info.Times parameters. |

| Parameter | Type | Required | Example | Description |
| --- | --- | --- | --- | --- |
| AlertTemplates.N.Escalations.Warn.Times | Integer | No | 3 | The consecutive number of times for which the metric value meets the alert condition before a Warn-level alert is triggered. Valid values of N: 1 to 200.<br>**Note** You must set a collection of the Rules.N.Escalations.Critical.Statistics, Rules.N.Escalations.Critical.ComparisonOperator, Rules.N.Escalations.Critical.Threshold, and Rules.N.Escalations.Critical.Times parameters, a collection of the Rules.N.Escalations.Warn.Statistics, Rules.N.Escalations.Warn.ComparisonOperator, Rules.N.Escalations.Warn.Threshold, and Rules.N.Escalations.Warn.Times parameters, or a collection of the Rules.N.Escalations.Info.Statistics, Rules.N.Escalations.Info.ComparisonOperator, Rules.N.Escalations.Info.Threshold, and Rules.N.Escalations.Info.Times parameters. |

| Parameter | Type | Required | Example | Description |
| --- | --- | --- | --- | --- |
| AlertTemplates.N.Escalations.Info.Statistics | String | No | Average | The statistical methods for Info-level alerts. Separate multiple statistical methods with commas (,). Valid values of N: 1 to 200. Valid values:<br>• Average: the average value<br>• Minimum: the minimum value<br>• Maximum: the maximum value<br>**Note** You must set a collection of the Rules.N.Escalations.Critical.Statistics, Rules.N.Escalations.Critical.ComparisonOperator, Rules.N.Escalations.Critical.Threshold, and Rules.N.Escalations.Critical.Times parameters, a collection of the Rules.N.Escalations.Warn.Statistics, Rules.N.Escalations.Warn.ComparisonOperator, Rules.N.Escalations.Warn.Threshold, and Rules.N.Escalations.Warn.Times parameters, or a collection of the Rules.N.Escalations.Info.Statistics, Rules.N.Escalations.Info.ComparisonOperator, Rules.N.Escalations.Info.Threshold, and Rules.N.Escalations.Info.Times parameters. |

| Parameter | Type | Required | Example | Description |
| --- | --- | --- | --- | --- |
| AlertTemplates.N.Escalations.Info.ComparisonOperator | String | No | GreaterThanOrEqualToThreshold | The comparison operator that is used to compare the metric value with the threshold. Valid values of N: 1 to 200. Valid values:<br>• GreaterThanOrEqualToThreshold: greater than or equal to the threshold<br>• GreaterThanThreshold: greater than the threshold<br>• LessThanOrEqualToThreshold: less than or equal to the threshold<br>• LessThanThreshold: less than the threshold<br>• NotEqualToThreshold: not equal to the threshold<br>• GreaterThanYesterday: greater than the metric value at the same time yesterday<br>• LessThanYesterday: less than the metric value at the same time yesterday<br>• GreaterThanLastWeek: greater than the metric value at the same time last week<br>• LessThanLastWeek: less than the metric value at the same time last week<br>• GreaterThanLastPeriod: greater than the metric value in the last monitoring cycle<br>• LessThanLastPeriod: less than the metric value in the last monitoring cycle |

| Parameter | Type | Required | Example | Description |
| --- | --- | --- | --- | --- |
| | | | | Note You must set a collection of the Rules.N.Escalations.Critical.Statistics, Rules.N.Escalations.Critical.ComparisonOperator, Rules.N.Escalations.Critical.Threshold, and Rules.N.Escalations.Critical.Times parameters, a collection of the Rules.N.Escalations.Warn.Statistics, Rules.N.Escalations.Warn.ComparisonOperator, Rules.N.Escalations.Warn.Threshold, and Rules.N.Escalations.Warn.Times parameters, or a collection of the Rules.N.Escalations.Info.Statistics, Rules.N.Escalations.Info.ComparisonOperator, Rules.N.Escalations.Info.Threshold, and Rules.N.Escalations.Info.Times parameters. |

| Parameter | Type | Required | Example | Description |
| --- | --- | --- | --- | --- |
| AlertTemplates.N.Escalations.Info.Threshold | String | No | 90 | The threshold for Info-level alerts. Valid values of N: 1 to 200.<br>**Note** You must set a collection of the Rules.N.Escalations.Critical.Statistics, Rules.N.Escalations.Critical.ComparisonOperator, Rules.N.Escalations.Critical.Threshold, and Rules.N.Escalations.Critical.Times parameters, a collection of the Rules.N.Escalations.Warn.Statistics, Rules.N.Escalations.Warn.ComparisonOperator, Rules.N.Escalations.Warn.Threshold, and Rules.N.Escalations.Warn.Times parameters, or a collection of the Rules.N.Escalations.Info.Statistics, Rules.N.Escalations.Info.ComparisonOperator, Rules.N.Escalations.Info.Threshold, and Rules.N.Escalations.Info.Times parameters. |

| Parameter | Type | Required | Example | Description |
| --- | --- | --- | --- | --- |
| AlertTemplates.N.Escalations.Info.Times | Integer | No | 3 | The consecutive number of times for which the metric value meets the alert condition before an Info-level alert is triggered. Valid values of N: 1 to 200.<br>**Note** You must set a collection of the Rules.N.Escalations.Critical.Statistics, Rules.N.Escalations.Critical.ComparisonOperator, Rules.N.Escalations.Critical.Threshold, and Rules.N.Escalations.Critical.Times parameters, a collection of the Rules.N.Escalations.Warn.Statistics, Rules.N.Escalations.Warn.ComparisonOperator, Rules.N.Escalations.Warn.Threshold, and Rules.N.Escalations.Warn.Times parameters, or a collection of the Rules.N.Escalations.Info.Statistics, Rules.N.Escalations.Info.ComparisonOperator, Rules.N.Escalations.Info.Threshold, and Rules.N.Escalations.Info.Times parameters. |
| AlertTemplates.N.Webhook | String | No | http://www.aliyun.com | The callback URL. Valid values of N: 1 to 200.<br>The callback URL must be accessible over the Internet. CloudMonitor sends a POST request to push an alert notification to the callback URL that you specify. Only HTTP requests are supported. |

For more information about common request parameters, see Common parameters.

## Response parameters

| Parameter | Type | Example | Description |
| --- | --- | --- | --- |
| RequestId | String | 9763ED1A-4D09-41BF-851E-310421750204 | The ID of the request. |

| Parameter | Type | Example | Description |
| --- | --- | --- | --- |
| Success | Boolean | true | Indicates whether the call was successful. Valid values:<br>• true: The call was successful.<br>• false: The call failed. |
| Code | Integer | 200 | The HTTP status code.<br>**Note** The status code 200 indicates that the call was successful. |
| Id | Long | 12345 | The ID of the alert template. |
| Message | String | The Request is not authorization. | The error message. |

## Examples

### Sample requests

```
http(s)://[Endpoint]/?Action=CreateMetricRuleTemplate
&Name=Template_test
&AlertTemplates.1.MetricName=cpu_total
&AlertTemplates.1.RuleName=Rule_test
&AlertTemplates.1.Category=ecs
&AlertTemplates.1.Namespace=acs_ecs_dashboard
&<Common request parameters>
```

### Sample success responses

`XML` format

```
<CreateMetricRuleTemplateResponse>
    <RequestId>9763ED1A-4D09-41BF-851E-310421750204</RequestId>
    <Id>12345</Id>
    <Success>true</Success>
    <Code>200</Code>
</CreateMetricRuleTemplateResponse>
```

`JSON` format

```
{
    "RequestId": "9763ED1A-4D09-41BF-851E-310421750204",
    "Id": 12345,
    "Success": true,
    "Code": 200
}
```

## Error codes

For a list of error codes, visit the API Error Center.

# 1.15.2.6. DeleteMetricRuleTemplate

Deletes an alert template.

## Debugging

OpenAPI Explorer automatically calculates the signature value. For your convenience, we recommend that you call this operation in OpenAPI Explorer. OpenAPI Explorer dynamically generates the sample code of the operation for different SDKs.

## Request parameters

| Parameter | Type | Required | Example | Description |
|---|---|---|---|---|
| Action | String | Yes | DeleteMetricRuleTemplate | The operation that you want to perform. Set the value to DeleteMetricRuleTemplate. |
| TemplateId | String | Yes | 123**** | The ID of the alert template. |

## Response parameters

| Parameter | Type | Example | Description |
|---|---|---|---|
| Code | Integer | 200 | The HTTP status code.<br>**Note** The status code 200 indicates that the call was successful. |
| Message | String | success | The returned message. |
| RequestId | String | 7B63F8CF-D48D-4608-A402-04FB5B2B4B6A | The ID of the request. |
| Resource | Struct | N/A | The information about the alert template. |
| TemplateId | String | 123**** | The ID of the template. |
| Success | Boolean | true | Indicates whether the call was successful. The value true indicates a success. The value false indicates a failure. |

## Examples

Sample requests

```
http(s)://[Endpoint]/? Action=DeleteMetricRuleTemplate
&TemplateId=123****
&<Common request parameters>
```

Sample success responses

`XML` format

```
<DeleteMetricRuleTemplateResponse>
      <Resource>
            <TemplateId>123****</TemplateId>
      </Resource>
      <RequestId>7B63F8CF-D48D-4608-A402-04FB5B2B4B6A</RequestId>
      <Success>true</Success>
      <Code>200</Code>
</DeleteMetricRuleTemplateResponse>
```

`JSON` format

```
{
  "Resource": {
    "TemplateId": "123****"
  },
  "RequestId": "7B63F8CF-D48D-4608-A402-04FB5B2B4B6A",
  "Success": true,
  "Code": 200
}
```

## Error codes

For a list of error codes, visit the API Error Center.

# 1.15.3. Threshold-triggered alert rules

## 1.15.3.1. PutResourceMetricRule

Creates an alert rule for a metric of a resource.

This topic provides an example to show how to create a threshold-triggered alert rule for the `cpu_total` metric of an Elastic Compute Service (ECS) instance whose ID is `i-uf6j91r34rnwawoo****`. The namespace of ECS is `acs_ecs_dashboard`. The alert contact group of the alert rule is `ECS_Group`. The name of the alert rule is `test123`. The ID of the alert rule is `a151cd6023eacee2f0978e03863cc1697c89508****`. The statistical method for Critical-level alerts is `Average`. The comparison operator for Critical-level alerts is `GreaterThanOrEqualToThreshold`. The threshold for Critical-level alerts is `90`. The consecutive number of times for which the metric value meets the trigger condition before a Critical-level alert is triggered is `3`.

## Debugging

OpenAPI Explorer automatically calculates the signature value. For your convenience, we recommend that you call this operation in OpenAPI Explorer. OpenAPI Explorer dynamically generates the sample code of the operation for different SDKs.

## Request parameters

| Parameter | Type | Required | Example | Description |
|---|---|---|---|---|
| Action | String | Yes | PutResourceMetricRule | The operation that you want to perform. Set the value to **PutResourceMetricRule**. |
| RuleId | String | Yes | a151cd6023eaceee2f0978e03863cc1697c89508**** | The ID of the alert rule.<br>You can specify a new ID or the ID of an existing alert rule. For information about how to query the ID of an alert rule, see DescribeMetricRuleList.<br>**Note** If you specify a new ID, a threshold-triggered alert rule is created. |
| RuleName | String | Yes | test123 | The name of the alert rule.<br>You can specify a new name or the name of an existing alert rule. For information about how to query the name of an alert rule, see DescribeMetricRuleList.<br>**Note** If you specify a new name, a threshold-triggered alert rule is created. |
| Namespace | String | Yes | acs_ecs_dashboard | The namespace of the cloud service. For information about how to query the namespace of a cloud service, see Appendix 1: Metrics.<br>**Note** If you create a Prometheus alert rule for Hybrid Cloud Monitoring, you must set this parameter to `acs_prometheus`. |

| Parameter | Type | Required | Example | Description |
| --- | --- | --- | --- | --- |
| MetricName | String | Yes | cpu_total | The name of the metric. For information about how to query the name of a metric, see Appendix 1: Metrics.<br>**Note** If you create a Prometheus alert rule for Hybrid Cloud Monitoring, you must set this parameter to the name of the namespace. For information about how to obtain the name of a namespace, see DescribeHybridMonitorNamespaceList. |
| Resources | String | Yes | [{"instanceId":"i-uf6j91r34rnwawoo****"}] | The information about the resource. Examples: `[{"instanceId":"i-uf6j91r34rnwawoo****"}]` and `[{"userId":"100931896542****"}]`.<br>For information about the supported dimensions that are used to query resources, see Appendix 1: Metrics. |
| ContactGroups | String | Yes | ECS_Group | The alert contact group. The alert notifications are sent to the contacts that belong to the alert contact group.<br>**Note** An alert contact group can contain one or more alert contacts. For information about how to create alert contacts and alert contact groups, see PutContact and PutContactGroup. |
| Webhook | String | No | https://alert.aliyun.com.com:8080/callback | The callback URL to which a POST request is sent when an alert is triggered based on the alert rule. |

| Parameter | Type | Required | Example | Description |
| --- | --- | --- | --- | --- |
| EffectiveInterval | String | No | 00:00-23:59 | The time period during which the alert rule is effective. |
| NoEffectiveInterval | String | No | 00:00-06:00 | The time period during which the alert rule is ineffective. |
| SilenceTime | Integer | No | 86400 | The mute period during which new alerts are not sent even if the trigger conditions are met. Unit: seconds. Default value: 86400.<br>**Note** If an alert is not cleared within the mute period, a new alert notification is sent when the mute period ends. |
| Period | String | No | 60 | The statistical period of the metric. Unit: seconds. The default value is the interval at which the monitoring data of the metric is collected.<br>**Note** For information about how to query the statistical period of a metric, see Appendix 1: Metrics. |
| Interval | String | No | 60 | The interval at which the alert is triggered. Unit: seconds.<br>**Note** For information about how to query the statistical period of a metric, see Appendix 1: Metrics. |
| EmailSubject | String | No | Alert for an ECS instance | The subject of the alert notification email. |

| Parameter | Type | Required | Example | Description |
| --- | --- | --- | --- | --- |
| Escalations.Critical.Statistics | String | No | Average | The statistical methods for Critical-level alerts. Valid values:<br>• Maximum: the maximum value<br>• Minimum: the minimum value<br>• Average: the average value<br>• Availability: the availability rate<br>**Note** You must select at least one of the Critical, Warn, and Info alert levels and specify the Statistics, ComparisonOperator, Threshold, and Times parameters for the selected alert level. |

| Parameter | Type | Required | Example | Description |
| --- | --- | --- | --- | --- |
| Escalations.Critical.ComparisonOperator | String | No | GreaterThanOrEqualToThreshold | The operator that is used to compare the metric value with the threshold. Valid values:<br>• GreaterThanOrEqualToThreshold: greater than or equal to the threshold<br>• GreaterThanThreshold: greater than the threshold<br>• LessThanOrEqualToThreshold: less than or equal to the threshold<br>• LessThanThreshold: less than the threshold<br>• NotEqualToThreshold: not equal to the threshold<br>• GreaterThanYesterday: greater than the metric value at the same time yesterday<br>• LessThanYesterday: less than the metric value at the same time yesterday<br>• GreaterThanLastWeek: greater than the metric value at the same time last week<br>• LessThanLastWeek: less than the metric value at the same time last week<br>• GreaterThanLastPeriod: greater than the metric value in the last monitoring cycle<br>• LessThanLastPeriod: less than the metric value in the last monitoring cycle<br>**Note** You must select at least one of the Critical, Warn, and Info alert levels and specify the Statistics, ComparisonOperator, Threshold, and Times parameters for the selected alert level. |

| Parameter | Type | Required | Example | Description |
| --- | --- | --- | --- | --- |
| Escalations.Critical.Threshold | String | No | 90 | The threshold for Critical-level alerts.<br>**Note** You must select at least one of the Critical, Warn, and Info alert levels and specify the Statistics, ComparisonOperator, Threshold, and Times parameters for the selected alert level. |
| Escalations.Critical.Times | Integer | No | 3 | The consecutive number of times for which the metric value meets the trigger condition before a Critical-level alert is triggered.<br>**Note** You must select at least one of the Critical, Warn, and Info alert levels and specify the Statistics, ComparisonOperator, Threshold, and Times parameters for the selected alert level. |
| Escalations.Warn.Statistics | String | No | Average | The statistical methods for Warn-level alerts. Valid values:<br>• Maximum: the maximum value<br>• Minimum: the minimum value<br>• Average: the average value<br>• Availability: the availability rate<br>**Note** You must select at least one of the Critical, Warn, and Info alert levels and specify the Statistics, ComparisonOperator, Threshold, and Times parameters for the selected alert level. |

| Parameter | Type | Required | Example | Description |
| --- | --- | --- | --- | --- |
| Escalations.Warn.ComparisonOperator | String | No | GreaterThanOrEqualToThreshold | The operator that is used to compare the metric value with the threshold. Valid values:<br>• GreaterThanOrEqualToThreshold: greater than or equal to the threshold<br>• GreaterThanThreshold: greater than the threshold<br>• LessThanOrEqualToThreshold: less than or equal to the threshold<br>• LessThanThreshold: less than the threshold<br>• NotEqualToThreshold: not equal to the threshold<br>• GreaterThanYesterday: greater than the metric value at the same time yesterday<br>• LessThanYesterday: less than the metric value at the same time yesterday<br>• GreaterThanLastWeek: greater than the metric value at the same time last week<br>• LessThanLastWeek: less than the metric value at the same time last week<br>• GreaterThanLastPeriod: greater than the metric value in the last monitoring cycle<br>• LessThanLastPeriod: less than the metric value in the last monitoring cycle<br>**Note** You must select at least one of the Critical, Warn, and Info alert levels and specify the Statistics, ComparisonOperator, Threshold, and Times parameters for the selected alert level. |

| Parameter | Type | Required | Example | Description |
| --- | --- | --- | --- | --- |
| Escalations.Warn.Threshold | String | No | 90 | The threshold for Warn-level alerts.<br>**Note** You must select at least one of the Critical, Warn, and Info alert levels and specify the Statistics, ComparisonOperator, Threshold, and Times parameters for the selected alert level. |
| Escalations.Warn.Times | Integer | No | 3 | The consecutive number of times for which the metric value meets the trigger condition before a Warn-level alert is triggered.<br>**Note** You must select at least one of the Critical, Warn, and Info alert levels and specify the Statistics, ComparisonOperator, Threshold, and Times parameters for the selected alert level. |
| Escalations.Info.Statistics | String | No | Average | The statistical methods for Info-level alerts. Valid values:<br>• Maximum: the maximum value<br>• Minimum: the minimum value<br>• Average: the average value<br>• Availability: the availability rate<br>**Note** You must select at least one of the Critical, Warn, and Info alert levels and specify the Statistics, ComparisonOperator, Threshold, and Times parameters for the selected alert level. |

| Parameter | Type | Required | Example | Description |
| --- | --- | --- | --- | --- |
| Escalations.Info.ComparisonOperator | String | No | GreaterThanOrEqualToThreshold | The operator that is used to compare the metric value with the threshold. Valid values:<br>• GreaterThanOrEqualToThreshold: greater than or equal to the threshold<br>• GreaterThanThreshold: greater than the threshold<br>• LessThanOrEqualToThreshold: less than or equal to the threshold<br>• LessThanThreshold: less than the threshold<br>• NotEqualToThreshold: not equal to the threshold<br>• GreaterThanYesterday: greater than the metric value at the same time yesterday<br>• LessThanYesterday: less than the metric value at the same time yesterday<br>• GreaterThanLastWeek: greater than the metric value at the same time last week<br>• LessThanLastWeek: less than the metric value at the same time last week<br>• GreaterThanLastPeriod: greater than the metric value in the last monitoring cycle<br>• LessThanLastPeriod: less than the metric value in the last monitoring cycle<br>**Note** You must select at least one of the Critical, Warn, and Info alert levels and specify the Statistics, ComparisonOperator, Threshold, and Times parameters for the selected alert level. |

| Parameter | Type | Required | Example | Description |
| --- | --- | --- | --- | --- |
| Escalations.Info.Threshold | String | No | 90 | The threshold for Info-level alerts.<br>**Note** You must select at least one of the Critical, Warn, and Info alert levels and specify the Statistics, ComparisonOperator, Threshold, and Times parameters for the selected alert level. |
| Escalations.Info.Times | Integer | No | 3 | The consecutive number of times for which the metric value meets the trigger condition before an Info-level alert is triggered.<br>**Note** You must select at least one of the Critical, Warn, and Info alert levels and specify the Statistics, ComparisonOperator, Threshold, and Times parameters for the selected alert level. |
| NoDataPolicy | String | No | KEEP_LAST_STATE | The processing method of alerts when no monitoring data is found. Valid values:<br>• KEEP_LAST_STATE (default value): No operation is performed.<br>• INSUFFICIENT_DATA: An alert whose content is "Insufficient data" is triggered.<br>• OK: The status is considered normal. |
| CompositeExpression | Object | No | | The trigger conditions for multiple metrics.<br>**Note** The trigger conditions for a single metric and multiple metrics are mutually exclusive. You cannot specify trigger conditions for a single metric and multiple metrics at the same time. |
| ExpressionList | Array | No | | The trigger conditions that are created in standard mode. |

| Parameter | Type | Required | Example | Description |
| --- | --- | --- | --- | --- |
| MetricName | String | No | cpu_total | The metric that is used to monitor the cloud service. |
| ComparisonOperator | String | No | GreaterThanOrEqualToThreshold | The operator that is used to compare the metric value with the threshold. Valid values:<br>• GreaterThanOrEqualToThreshold: greater than or equal to the threshold<br>• GreaterThanThreshold: greater than the threshold<br>• LessThanOrEqualToThreshold: less than or equal to the threshold<br>• LessThanThreshold: less than the threshold<br>• NotEqualToThreshold: not equal to the threshold<br>• GreaterThanYesterday: greater than the metric value at the same time yesterday<br>• LessThanYesterday: less than the metric value at the same time yesterday<br>• GreaterThanLastWeek: greater than the metric value at the same time last week<br>• LessThanLastWeek: less than the metric value at the same time last week<br>• GreaterThanLastPeriod: greater than the metric value in the last monitoring cycle<br>• LessThanLastPeriod: less than the metric value in the last monitoring cycle |
| Period | Long | No | 60 | The aggregation period of the metric.<br>Unit: seconds. |

| Parameter | Type | Required | Example | Description |
| --- | --- | --- | --- | --- |
| Statistics | String | No | $Maximum | The statistical method of the metric. Valid values:<br>• $Maximum: the maximum value<br>• $Minimum: the minimum value<br>• $Average: the average value<br>• $Availability: the availability rate (usually used for site monitoring)<br>**Note** `$` is the prefix of the metric. For information about the Alibaba Cloud services that are supported by CloudMonitor, see Appendix 1: Metrics. |
| Threshold | String | No | 90 | The alert threshold. |
| ExpressionListJoin | String | No | \|\| | The relationship between the trigger conditions for multiple metrics. Valid values:<br>• `&&` : An alert is triggered only if all metrics meet the trigger conditions. An alert is triggered only if the results of all expressions specified in the ExpressionList parameter are `true` .<br>• `\|\|` : If one of the metrics meets the trigger conditions, an alert is triggered. |

| Parameter | Type | Required | Example | Description |
| --- | --- | --- | --- | --- |
| ExpressionRaw | String | No | $Average > ($instanceId == 'i-io8kfvcpp7x5****' ? 80: 50) | The trigger conditions that are created by using expressions. You can use expressions to create trigger conditions in the following scenarios:<br>• Set an alert blacklist for specific resources. For example, if you specify `$instanceId != 'i-io8kfvcpp7x5****' && $Average > 50`, no alert is generated even when the `average metric value` of the `i-io8kfvcpp7x5****` instance exceeds 50.<br>• Set a special alert threshold for a specified instance in the rule. For example, if you specify `$Average > ($instanceId == 'i-io8kfvcpp7x5****'? 80: 50)`, an alert is triggered when the `average metric value` of the `i-io8kfvcpp7x5****` instance exceeds 80 or the `average metric value` of other instances exceeds 50.<br>• Limits the number of instances whose metric values exceed the threshold. For example, if you specify `count($Average > 20) > 3`, an alert is triggered only when the number of instances whose `average metric value` exceeds 20 exceeds three. |
| Level | String | No | Critical | The level of the alert. Valid values:<br>• Critical<br>• Warn<br>• Info |
| Times | Integer | No | 3 | The number of consecutive triggers. If the number of times that the metric values meet the trigger conditions reaches the value of this parameter, CloudMonitor sends alert notifications. |

| Parameter | Type | Required | Example | Description |
| --- | --- | --- | --- | --- |
| Prometheus | Object | No | | The Prometheus alert rule.<br>**Note** This parameter is required only when you create a Prometheus alert rule for Hybrid Cloud Monitoring. |
| PromQL | String | No | cpuUsage{instanceId="xxxx"}[1m]>90 | The PromQL query statement.<br>**Note** The data obtained by using the PromQL query statement is the monitoring data. You must include the alert threshold in this statement. |
| Level | String | No | Critical | The level of the alert. Valid values:<br>• Critical<br>• Warn<br>• Info |
| Times | Integer | No | 3 | The number of consecutive triggers. If the number of times that the metric values meet the trigger conditions reaches the value of this parameter, CloudMonitor sends alert notifications. |
| Annotations | Array | No | | The annotations of the Prometheus alert rule. When a Prometheus alert is triggered, the system renders the annotated keys and values to help you understand the metrics and alert rule.<br>**Note** This parameter is equivalent to the annotations parameter of open source Prometheus. |
| Key | String | No | summary | The key of the annotation. |

| Parameter | Type | Required | Example | Description |
| --- | --- | --- | --- | --- |
| Value | String | No | {{ $labels.instance }} CPU usage above 10% {current value: {{ humanizePercentage $value }} } | The value of the annotation. |
| Labels.N.Key | String | No | tagKey1 | The key of the tag. |
| Labels.N.Value | String | No | ECS | The value of the tag.<br>**Note** You can use a template parameter to specify a tag value. CloudMonitor replaces the value of the template parameter with an actual tag value. |

For more information about common request parameters, see Common parameters.

## Response parameters

| Parameter | Type | Example | Description |
| --- | --- | --- | --- |
| Code | String | 200 | The HTTP status code.<br>**Note** The status code 200 indicates that the call is successful. |
| Message | String | The request processing has failed due to some unknown error. | The error message. |
| RequestId | String | 65D50468-ECEF-48F1-A6E1-D952E89D9436 | The ID of the request. |
| Success | Boolean | true | Indicates whether the call is successful. Valid values:<br>• true: The call is successful.<br>• false: The call fails. |

## Examples

Sample requests

```
http(s)://[Endpoint]/?Action=PutResourceMetricRule
&ContactGroups=ECS_Group
&MetricName=cpu_total
&Namespace=acs_ecs_dashboard
&Resources=[{"instanceId":"i-uf6j91r34rnwawoo****"}]
&RuleId=a151cd6023eacee2f0978e03863cc1697c89508****
&RuleName=test123
&Escalations.Critical.Statistics=Average
&Escalations.Critical.ComparisonOperator=GreaterThanOrEqualToThreshold
&Escalations.Critical.Threshold=90
&Escalations.Critical.Times=3
&<Common request parameters>
```

Sample success responses

`XML` format

```
HTTP/1.1 200 OK
Content-Type:application/xml
<PutResourceMetricRuleResponse>
 <Code>200</Code>
 <Message></Message>
 <RequestId>65D50468-ECEF-48F1-A6E1-D952E89D9436</RequestId>
 <Success>true</Success>
</PutResourceMetricRuleResponse>
```

`JSON` format

```
HTTP/1.1 200 OK
Content-Type:application/json
{
  "Code" : "200",
  "Message" : "",
  "RequestId" : "65D50468-ECEF-48F1-A6E1-D952E89D9436",
  "Success" : true
}
```

## Error codes

For a list of error codes, visit the Error Center.

# 1.15.3.2. PutResourceMetricRules

Creates multiple alert rules for the specified metric of a specified resource.

This topic provides an example on how to create a threshold-triggered alert rule for the `cpu_total` metric of the `i-uf6j91r34rnwawoo****` instance that belongs to Elastic Compute Service (ECS). The namespace of ECS is `acs_ecs_dashboard`. In this example, the alert contact group of the alert rule is `ECS_Group`, the name of the alert rule is `test123`, and the ID of the alert rule is `a151cd6023eacee2f0978e03863cc1697c89508****`. The statistical method for Critical-level alerts is `Average`, the comparison operator for Critical-level alerts is `GreaterThanOrEqualToThreshold`, the threshold for Critical-level alerts is `90`, and the consecutive number of times for which the metric value is measured before a Critical-level alert is triggered is `3`.

## Debugging

OpenAPI Explorer automatically calculates the signature value. For your convenience, we recommend that you call this operation in OpenAPI Explorer. OpenAPI Explorer dynamically generates the sample code of the operation for different SDKs.

## Request parameters

| Parameter | Type | Required | Example | Description |
| --- | --- | --- | --- | --- |
| Action | String | Yes | PutResourceMetricRules | The operation that you want to perform. Set the value to **PutResourceMetricRules**. |

| Parameter | Type | Required | Example | Description |
| --- | --- | --- | --- | --- |
| Rules.N.Escalations.Info.Threshold | String | No | 90 | The threshold for Info-level alerts.<br>**Note** You must set a collection of the Rules.N.Escalations.Critical.Statistics, Rules.N.Escalations.Critical.ComparisonOperator, Rules.N.Escalations.Critical.Threshold, and Rules.N.Escalations.Critical.Times parameters, a collection of the Rules.N.Escalations.Warn.Statistics, Rules.N.Escalations.Warn.ComparisonOperator, Rules.N.Escalations.Warn.Threshold, and Rules.N.Escalations.Warn.Times parameters, or a collection of the Rules.N.Escalations.Info.Statistics, Rules.N.Escalations.Info.ComparisonOperator, Rules.N.Escalations.Info.Threshold, and Rules.N.Escalations.Info.Times parameters. |
| Rules.N.MetricName | String | No | cpu_total | The name of the metric.<br>Valid values of N: 1 to 500.<br>For information about how to query the name of a metric, see Appendix 1: Metrics. |

| Parameter | Type | Required | Example | Description |
| --- | --- | --- | --- | --- |
| Rules.N.Escalations.Warn.Threshold | String | No | 90 | The threshold for Warn-level alerts.<br>Valid values of N: 1 to 500.<br>**Note** You must set a collection of the Rules.N.Escalations.Critical.Statistics, Rules.N.Escalations.Critical.ComparisonOperator, Rules.N.Escalations.Critical.Threshold, and Rules.N.Escalations.Critical.Times parameters, a collection of the Rules.N.Escalations.Warn.Statistics, Rules.N.Escalations.Warn.ComparisonOperator, Rules.N.Escalations.Warn.Threshold, and Rules.N.Escalations.Warn.Times parameters, or a collection of the Rules.N.Escalations.Info.Statistics, Rules.N.Escalations.Info.ComparisonOperator, Rules.N.Escalations.Info.Threshold, and Rules.N.Escalations.Info.Times parameters. |
| Rules.N.EffectiveInterval | String | No | 00:00-23:59 | The time period during which the alert rule is effective.<br>Valid values of N: 1 to 500. |
| Rules.N.NoEffectiveInterval | String | No | 00:00-06:00 | The time period during which the alert rule is ineffective.<br>Valid values of N: 1 to 500. |

| Parameter | Type | Required | Example | Description |
| --- | --- | --- | --- | --- |
| Rules.N.RuleId | String | Yes | a151cd6023eaceee2f0978e03863cc1697c89508**** | The ID of the alert rule.<br>Valid values of N: 1 to 500.<br>You can specify a new ID or the ID of an existing alert rule. For information about how to query the ID of an alert rule, see DescribeMetricRuleList.<br>**Note** If you specify a new ID, you create a threshold-triggered alert rule. |

| Parameter | Type | Required | Example | Description |
| --- | --- | --- | --- | --- |
| Rules.N.Escalations.Critical.Times | Integer | No | 3 | The consecutive number of times for which the metric value meets the alert condition before a Critical-level alert is triggered.<br>Valid values of N: 1 to 500.<br>**Note** You must set a collection of the Rules.N.Escalations.Critical.Statistics, Rules.N.Escalations.Critical.ComparisonOperator, Rules.N.Escalations.Critical.Threshold, and Rules.N.Escalations.Critical.Times parameters, a collection of the Rules.N.Escalations.Warn.Statistics, Rules.N.Escalations.Warn.ComparisonOperator, Rules.N.Escalations.Warn.Threshold, and Rules.N.Escalations.Warn.Times parameters, or a collection of the Rules.N.Escalations.Info.Statistics, Rules.N.Escalations.Info.ComparisonOperator, Rules.N.Escalations.Info.Threshold, and Rules.N.Escalations.Info.Times parameters. |

| Parameter | Type | Required | Example | Description |
| --- | --- | --- | --- | --- |
| Rules.N.Escalations.Critical.Threshold | String | No | 90 | The threshold for Critical-level alerts.<br>Valid values of N: 1 to 500.<br>**Note** You must set a collection of the Rules.N.Escalations.Critical.Statistics, Rules.N.Escalations.Critical.ComparisonOperator, Rules.N.Escalations.Critical.Threshold, and Rules.N.Escalations.Critical.Times parameters, a collection of the Rules.N.Escalations.Warn.Statistics, Rules.N.Escalations.Warn.ComparisonOperator, Rules.N.Escalations.Warn.Threshold, and Rules.N.Escalations.Warn.Times parameters, or a collection of the Rules.N.Escalations.Info.Statistics, Rules.N.Escalations.Info.ComparisonOperator, Rules.N.Escalations.Info.Threshold, and Rules.N.Escalations.Info.Times parameters. |

| Parameter | Type | Required | Example | Description |
| --- | --- | --- | --- | --- |
| Rules.N.Escalations.Critical.Statistics | String | No | Average | The statistical methods for Critical-level alerts. Valid values:<br>• Maximum: the maximum value<br>• Minimum: the minimum value<br>• Average: the average value<br>• Availability: the availability rate<br>Valid values of N: 1 to 500.<br>**Note** You must set a collection of the Rules.N.Escalations.Critical.Statistics, Rules.N.Escalations.Critical.ComparisonOperator, Rules.N.Escalations.Critical.Threshold, and Rules.N.Escalations.Critical.Times parameters, a collection of the Rules.N.Escalations.Warn.Statistics, Rules.N.Escalations.Warn.ComparisonOperator, Rules.N.Escalations.Warn.Threshold, and Rules.N.Escalations.Warn.Times parameters, or a collection of the Rules.N.Escalations.Info.Statistics, Rules.N.Escalations.Info.ComparisonOperator, Rules.N.Escalations.Info.Threshold, and Rules.N.Escalations.Info.Times parameters. |
| | | | | The comparison operator that is used to compare the metric value with the threshold. Valid values:<br>• GreaterThanOrEqualToThreshold: greater than or equal to the |

| Parameter | Type | Required | Example | Description |
| --- | --- | --- | --- | --- |
| | | | | threshold<br>• GreaterThanThreshold: greater than the threshold<br>• LessThanOrEqualToThreshold: less than or equal to the threshold<br>• LessThanThreshold: less than the threshold<br>• NotEqualToThreshold: not equal to the threshold<br>• GreaterThanYesterday: greater than the metric value at the same time yesterday<br>• LessThanYesterday: less than the metric value at the same time yesterday<br>• GreaterThanLastWeek: greater than the metric value at the same time last week<br>• LessThanLastWeek: less than the metric value at the same time last week<br>• GreaterThanLastPeriod: greater than the metric value in the last monitoring cycle<br>• LessThanLastPeriod: less than the metric value in the last monitoring cycle<br>Valid values of N: 1 to 500. |
| Rules.N.Escalations.Warn.ComparisonOperator | String | No | GreaterThanOrEqualToThreshold | |

| Parameter | Type | Required | Example | Description |
| --- | --- | --- | --- | --- |
| Rules.N.Escalations.Info.Times | Integer | No | 3 | The consecutive number of times for which the metric value meets the alert condition before an Info-level alert is triggered.<br>Valid values of N: 1 to 500.<br>**Note** You must set a collection of the Rules.N.Escalations.Critical.Statistics, Rules.N.Escalations.Critical.ComparisonOperator, Rules.N.Escalations.Critical.Threshold, and Rules.N.Escalations.Critical.Times parameters, a collection of the Rules.N.Escalations.Warn.Statistics, Rules.N.Escalations.Warn.ComparisonOperator, Rules.N.Escalations.Warn.Threshold, and Rules.N.Escalations.Warn.Times parameters, or a collection of the Rules.N.Escalations.Info.Statistics, Rules.N.Escalations.Info.ComparisonOperator, Rules.N.Escalations.Info.Threshold, and Rules.N.Escalations.Info.Times parameters. |
| Rules.N.Resources | String | Yes | [{"instanceId":"i-uf6j91r34rnwawoo****"}] | The information about the resource. Examples: `[{"instanceId":"i-uf6j91r34rnwawoo****"}]` and `[{"userId":"100931896542****"}]`.<br>Valid values of N: 1 to 500.<br>For more information about the supported dimensions that are used to query resources, see Appendix 1: Metrics. |

| Parameter | Type | Required | Example | Description |
| --- | --- | --- | --- | --- |
| Rules.N.SilenceTime | Integer | No | 86400 | The mute period during which new alerts are not sent even if the trigger conditions are met.<br>Unit: seconds. Default value: 86400.<br>Valid values of N: 1 to 500.<br>**Note** If an alert is not cleared after the mute period ends, CloudMonitor resends an alert notification. |
| Rules.N.Webhook | String | No | https://alert.aliyun.com.com:8080/callback | The callback URL to which a POST request is sent when an alert is triggered based on the alert rule.<br>Valid values of N: 1 to 500. |
| Rules.N.ContactGroups | String | Yes | ECS_Group | The alert contact group. The alert notifications are sent to the alert contacts in the alert contact group.<br>Valid values of N: 1 to 500.<br>**Note** An alert contact group can contain one or more alert contacts. For information about how to create alert contacts and alert contact groups, see PutContact and PutContactGroup. |
| Rules.N.Namespace | String | Yes | acs_ecs_dashboard | The namespace of the cloud service.<br>Valid values of N: 1 to 500.<br>For information about how to query the namespace of a cloud service, see Appendix 1: Metrics. |
| Rules.N.EmailSubject | String | No | Alert for an ECS instance | The subject of the alert notification email.<br>Valid values of N: 1 to 500. |

| Parameter | Type | Required | Example | Description |
| --- | --- | --- | --- | --- |
| Rules.N.Period | String | No | 60 | The statistical period of the metric.<br>Unit: seconds. The default value is the interval at which the monitoring data of the metric is collected.<br>Valid values of N: 1 to 500.<br>**Note** For information about how to query the statistical period of a metric, see Appendix 1: Metrics. |
| Rules.N.RuleName | String | Yes | test123 | The name of the alert rule.<br>Valid values of N: 1 to 500.<br>You can specify a new name or the name of an existing alert rule. For information about how to query the name of an alert rule, see DescribeMetricRuleList.<br>**Note** If you specify a new name, you create a threshold-triggered alert rule. |

| Parameter | Type | Required | Example | Description |
| --- | --- | --- | --- | --- |
| Rules.N.Escalations.Info.Statistics | String | No | Average | The statistical methods for Info-level alerts. Valid values:<br>• Maximum: the maximum value<br>• Minimum: the minimum value<br>• Average: the average value<br>• Availability: the availability rate<br>Valid values of N: 1 to 500.<br>**Note** You must set a collection of the Rules.N.Escalations.Critical.Statistics, Rules.N.Escalations.Critical.ComparisonOperator, Rules.N.Escalations.Critical.Threshold, and Rules.N.Escalations.Critical.Times parameters, a collection of the Rules.N.Escalations.Warn.Statistics, Rules.N.Escalations.Warn.ComparisonOperator, Rules.N.Escalations.Warn.Threshold, and Rules.N.Escalations.Warn.Times parameters, or a collection of the Rules.N.Escalations.Info.Statistics, Rules.N.Escalations.Info.ComparisonOperator, Rules.N.Escalations.Info.Threshold, and Rules.N.Escalations.Info.Times parameters. |

| Parameter | Type | Required | Example | Description |
| --- | --- | --- | --- | --- |
| Rules.N.Escalations.Warn.Times | Integer | No | 3 | The consecutive number of times for which the metric value meets the alert condition before a Warn-level alert is triggered.<br>Valid values of N: 1 to 500.<br>**Note** You must set a collection of the Rules.N.Escalations.Critical.Statistics, Rules.N.Escalations.Critical.ComparisonOperator, Rules.N.Escalations.Critical.Threshold, and Rules.N.Escalations.Critical.Times parameters, a collection of the Rules.N.Escalations.Warn.Statistics, Rules.N.Escalations.Warn.ComparisonOperator, Rules.N.Escalations.Warn.Threshold, and Rules.N.Escalations.Warn.Times parameters, or a collection of the Rules.N.Escalations.Info.Statistics, Rules.N.Escalations.Info.ComparisonOperator, Rules.N.Escalations.Info.Threshold, and Rules.N.Escalations.Info.Times parameters. |
| | | | | The comparison operator that is used to compare the metric value with the threshold. Valid values:<br>• GreaterThanOrEqualToThreshold: greater than or equal to the threshold<br>• GreaterThanThreshold: greater than |

| Parameter | Type | Required | Example | Description |
| --- | --- | --- | --- | --- |
| Rules.N.Escalations.Info.ComparisonOperator | String | No | GreaterThanOrEqualToThreshold | the threshold<br>• LessThanOrEqualToThreshold: less than or equal to the threshold<br>• LessThanThreshold: less than the threshold<br>• NotEqualToThreshold: not equal to the threshold<br>• GreaterThanYesterday: greater than the metric value at the same time yesterday<br>• LessThanYesterday: less than the metric value at the same time yesterday<br>• GreaterThanLastWeek: greater than the metric value at the same time last week<br>• LessThanLastWeek: less than the metric value at the same time last week<br>• GreaterThanLastPeriod: greater than the metric value in the last monitoring cycle<br>• LessThanLastPeriod: less than the metric value in the last monitoring cycle<br>Valid values of N: 1 to 500.<br>**Note** You must set a collection of the Rules.N.Escalations.Critical.Statistics, Rules.N.Escalations.Critical.ComparisonOperator, Rules.N.Escalations.Critical.Threshold, and Rules.N.Escalations.Critical.Times parameters, a collection of the Rules.N.Escalations.Warn.Statistics, Rules.N.Escalations.Warn.ComparisonOperator, Rules.N.Escalations.Warn.Threshold, and Rules.N.Escalations.Warn.Times parameters, or a collection of the Rules.N.Escalations.Info.Statistics, Rules.N.Escalations.Info.ComparisonOperator, Rules.N.Escalations.Info.Threshold, and Rules.N.Escalations.Info.Times parameters. |

| Parameter | Type | Required | Example | Description |
| --- | --- | --- | --- | --- |
| Rules.N.Interval | String | No | 60 | The interval at which the alert rule is executed.<br>Unit: seconds.<br>Valid values of N: 1 to 500.<br>**Note** For information about how to query the statistical period of a metric, see Appendix 1: Metrics. |
| Rules.N.Escalations.Critical.ComparisonOperator | String | No | GreaterThanOrEqualToThreshold | The comparison operator that is used to compare the metric value with the threshold. Valid values:<br>• GreaterThanOrEqualToThreshold: greater than or equal to the threshold<br>• GreaterThanThreshold: greater than the threshold<br>• LessThanOrEqualToThreshold: less than or equal to the threshold<br>• LessThanThreshold: less than the threshold<br>• NotEqualToThreshold: not equal to the threshold<br>• GreaterThanYesterday: greater than the metric value at the same time yesterday<br>• LessThanYesterday: less than the metric value at the same time yesterday<br>• GreaterThanLastWeek: greater than the metric value at the same time last week<br>• LessThanLastWeek: less than the metric value at the same time last week<br>• GreaterThanLastPeriod: greater than the metric value in the last monitoring cycle<br>• LessThanLastPeriod: less than the metric value in the last monitoring cycle<br>Valid values of N: 1 to 500. |

| Parameter | Type | Required | Example | Description |
| --- | --- | --- | --- | --- |
| | | | | **Note** You must set a collection of the Rules.N.Escalations.Critical.Statistics, Rules.N.Escalations.Critical.ComparisonOperator, Rules.N.Escalations.Critical.Threshold, and Rules.N.Escalations.Critical.Times parameters, a collection of the Rules.N.Escalations.Warn.Statistics, Rules.N.Escalations.Warn.ComparisonOperator, Rules.N.Escalations.Warn.Threshold, and Rules.N.Escalations.Warn.Times parameters, or a collection of the Rules.N.Escalations.Info.Statistics, Rules.N.Escalations.Info.ComparisonOperator, Rules.N.Escalations.Info.Threshold, and Rules.N.Escalations.Info.Times parameters. |

| Parameter | Type | Required | Example | Description |
| --- | --- | --- | --- | --- |
| Rules.N.Escalations.Warn.Statistics | String | No | Average | The statistical methods for Warn-level alerts. Valid values:<br>• Maximum: the maximum value<br>• Minimum: the minimum value<br>• Average: the average value<br>• Availability: the availability rate<br>Valid values of N: 1 to 500.<br>**Note** You must set a collection of the Rules.N.Escalations.Critical.Statistics, Rules.N.Escalations.Critical.ComparisonOperator, Rules.N.Escalations.Critical.Threshold, and Rules.N.Escalations.Critical.Times parameters, a collection of the Rules.N.Escalations.Warn.Statistics, Rules.N.Escalations.Warn.ComparisonOperator, Rules.N.Escalations.Warn.Threshold, and Rules.N.Escalations.Warn.Times parameters, or a collection of the Rules.N.Escalations.Info.Statistics, Rules.N.Escalations.Info.ComparisonOperator, Rules.N.Escalations.Info.Threshold, and Rules.N.Escalations.Info.Times parameters. |
| Rules.N.NoDataPolicy | String | No | KEEP_LAST_STATE | The method that is used to handle alerts when no monitoring data is found. Valid values:<br>• KEEP_LAST_STATE (default value): No operation is performed.<br>• INSUFFICIENT_DATA: An alert whose content is "Insufficient data" is triggered.<br>• OK: The status is considered normal.<br>Valid values of N: 1 to 500. |

| Parameter | Type | Required | Example | Description |
| --- | --- | --- | --- | --- |
| Rules.N.Labels.N.Key | String | No | tagKey1 | The key of the tag. |
| Rules.N.Labels.N.Value | String | No | ECS | The value of the tag.<br>**Note** You can use a template parameter to specify a tag value. CloudMonitor replaces the value of the template parameter with an actual tag value. |

For more information about common request parameters, see Common parameters.

## Response parameters

| Parameter | Type | Example | Description |
| --- | --- | --- | --- |
| Code | String | 200 | The HTTP status code.<br>**Note** The status code 200 indicates that the call was successful. |
| Message | String | The request processing has failed due to some unknown error. | The error message. |
| RequestId | String | 15D1440E-BF24-5A41-93E4-36864635179E | The ID of the request. |
| Success | Boolean | true | Indicates whether the call was successful. Valid values:<br>• true: The call was successful.<br>• false: The call failed. |
| FailedListResult | Array of Target | | The alert rules that failed to be created for the resource. |
| Target | | | |

| Parameter | Type | Example | Description |
| --- | --- | --- | --- |
| RuleId | String | a151cd6023eacee2f0978e03863cc1697c89508**** | The ID of the alert rule. |
| Result | Object | | The alert rule that failed to be created. |
| Code | String | 404 | The HTTP status code. |
| Message | String | The request processing has failed due to some unknown error. | The error message. |
| Success | Boolean | false | Indicates whether the call was successful. Valid values:<br>• true: The call was successful.<br>• false: The call failed. |

## Examples

### Sample requests

```
http(s)://[Endpoint]/?Action=PutResourceMetricRules
&Rules.1.ContactGroups=ECS_Group
&Rules.1.MetricName=cpu_total
&Rules.1.Namespace=acs_ecs_dashboard
&Rules.1.Resources=[{"instanceId":"i-uf6j91r34rnwawoo****"}]
&Rules.1.RuleId=a151cd6023eacee2f0978e03863cc1697c89508****
&Rules.1.RuleName=test123
&Rules.1.Escalations.Critical.Statistics=Average
&Rules.1.Escalations.Critical.ComparisonOperator=GreaterThanOrEqualToThreshold
&Rules.1.Escalations.Critical.Threshold=90
&Rules.1.Escalations.Critical.Times=3
&<Common request parameters>
```

### Sample success responses

`XML` format

```
HTTP/1.1 200 OK
Content-Type:application/xml
<PutResourceMetricRulesResponse>
 <Message></Message>
 <RequestId>15D1440E-BF24-5A41-93E4-36864635179E</RequestId>
 <FailedListResult></FailedListResult>
 <Code>200</Code>
 <Success>true</Success>
</PutResourceMetricRulesResponse>
```

`JSON` format

```
HTTP/1.1 200 OK
Content-Type:application/json
{
  "Message" : "",
  "RequestId" : "15D1440E-BF24-5A41-93E4-36864635179E",
  "FailedListResult" : {
    "Target" : [ ]
  },
  "Code" : "200",
  "Success" : true
}
```

## Error codes

For a list of error codes, visit the API Error Center.

# 1.15.3.3. DeleteMetricRules

Deletes one or more alert rules.

## Debugging

OpenAPI Explorer automatically calculates the signature value. For your convenience, we recommend that you call this operation in OpenAPI Explorer. OpenAPI Explorer dynamically generates the sample code of the operation for different SDKs.

## Request parameters

| Parameter | Type | Required | Example | Description |
|---|---|---|---|---|
| Action | String | Yes | DeleteMetricRules | The operation that you want to perform. Set the value to DeleteMetricRules. |
| Id.N | RepeatList | Yes | ab05733c97b7ce239fb1b53393dc1697c7e12**** | The ID of the alert rule. Valid values of N: 1 to 100. |

## Response parameters

| Parameter | Type | Example | Description |
|---|---|---|---|
| Code | String | 200 | The status code.<br>**Note** The status code 200 indicates a success. |

| Parameter | Type | Example | Description |
| --- | --- | --- | --- |
| Message | String | The specified resource is not found. | The returned message. |
| RequestId | String | E5599964-8D0D-40DC-8E90-27A619384B81 | The ID of the request. |
| Success | Boolean | true | Indicates whether the operation was successful. Valid values:<br>• true: successful.<br>• false: failed. |

## Examples

### Sample requests

```
http(s)://[Endpoint]/? Action=DeleteMetricRules
&Id.1=ab05733c97b7ce239fb1b53393dc1697c7e12****
&<Common request parameters>
```

### Sample success responses

`XML` format

```
<DeleteMetricRulesResponse>
      <RequestId>AE2ACE17-BD92-4FB0-83DB-AC969C677CE7</RequestId>
      <Code>200</Code>
      <Success>true</Success>
</DeleteMetricRulesResponse>
```

`JSON` format

```
{
 "RequestId": "AE2ACE17-BD92-4FB0-83DB-AC969C677CE7",
 "Code": "200",
 "Success": true
}
```

## Error codes

For a list of error codes, visit the API Error Center.

# 1.15.3.4. DescribeMetricRuleCount

Queries the number of alert rules in each state.

## Debugging

OpenAPI Explorer automatically calculates the signature value. For your convenience, we recommend that you call this operation in OpenAPI Explorer. OpenAPI Explorer dynamically generates the sample code of the operation for different SDKs.

## Request parameters

| Parameter | Type | Required | Example | Description |
|---|---|---|---|---|
| Action | String | Yes | DescribeMetricRuleCount | The operation that you want to perform. Set the value to DescribeMetricRuleCount. |
| Namespace | String | No | acs_ecs_dashboard | The namespace of the service. For more information, see Appendix 1: Metrics. |
| MetricName | String | No | cpu_total | The name of the metric. For more information, see Appendix 1: Metrics. |

## Response parameters

| Parameter | Type | Example | Description |
|---|---|---|---|
| Code | String | 200 | The HTTP status code.<br>**Note** The status code 200 indicates that the call was successful. |
| Message | String | The Request is not authorization. | The returned message. |
| MetricRuleCount | Struct | N/A | The number of alert rules in each state. |
| Alarm | Integer | 5 | The number of alert rules with active alerts. |
| Disable | Integer | 0 | The number of disabled alert rules. |
| Nodata | Integer | 0 | The number of alert rules without data. |
| Ok | Integer | 40 | The number of alert rules without active alerts. |
| Total | Integer | 45 | The total number of alert rules. |

| Parameter | Type | Example | Description |
| --- | --- | --- | --- |
| RequestId | String | FF38D33A-67C1-40EB-AB65-FAEE51EDB644 | The ID of the request. |
| Success | Boolean | true | Indicates whether the call was successful. Valid values:<br>• true: The call was successful.<br>• false: The call failed. |

## Examples

### Sample requests

```
http(s)://[Endpoint]/? Action=DescribeMetricRuleCount
&<Common request parameters>
```

### Sample success responses

`XML` format

```
<DescribeMetricRuleCountResponse>
      <Success>true</Success>
      <Code>200</Code>
      <RequestId>FF38D33A-67C1-40EB-AB65-FAEE51EDB644</RequestId>
      <MetricRuleCount>
            <Ok>40</Ok>
            <Disable>0</Disable>
            <Total>45</Total>
            <Nodata>0</Nodata>
            <Alarm>5</Alarm>
      </MetricRuleCount>
</DescribeMetricRuleCountResponse>
```

`JSON` format

```
{
  "Success": true,
  "Code": "200",
  "RequestId":"FF38D33A-67C1-40EB-AB65-FAEE51EDB644",
  "MetricRuleCount": {
    "Ok": 40,
    "Disable": 0,
    "Total": 45,
    "Nodata": 0,
    "Alarm": 5
  }
}
```

## Error codes

For a list of error codes, visit the API Error Center.

# 1.15.3.5. EnableMetricRules

Enables one or more alert rules.

## Debugging

OpenAPI Explorer automatically calculates the signature value. For your convenience, we recommend that you call this operation in OpenAPI Explorer. OpenAPI Explorer dynamically generates the sample code of the operation for different SDKs.

## Request parameters

| Parameter | Type | Required | Example | Description |
|---|---|---|---|---|
| RuleId.N | RepeatList | Yes | ab05733c97b7ce239fb1b53393dc1697c123**** | The ID of the alert rule. |
| Action | String | No | EnableMetricRules | The operation that you want to perform. Set the value to EnableMetricRules. |

## Response parameters

| Parameter | Type | Example | Description |
|---|---|---|---|
| Code | String | 200 | The HTTP status code. The status code 200 indicates that the call was successful. |
| Message | String | success | The returned message. |
| RequestId | String | FF38D33A-67C1-40EB-AB65-FAEE51EDB644 | The ID of the request. |
| Success | Boolean | true | Indicates whether the call was successful. |

## Examples

Sample requests

```
http(s)://[Endpoint]/?Action=EnableMetricRules
&RuleId.1=ab05733c97b7ce239fb1b53393dc1697c123****
&<Common request parameters>
```

Sample success responses

`XML` format

```
<EnableMetricRulesResponse>
      <Code>200</Code>
      <Message>success</Message>
      <RequestId>FF38D33A-67C1-40EB-AB65-FAEE51EDB644</RequestId>
      <Success>true</Success>
</EnableMetricRulesResponse>
```

`JSON` format

```
{
 "Message":"success",
 "RequestId":"FF38D33A-67C1-40EB-AB65-FAEE51EDB644",
 "Success":true,
 "Code":200
}
```

## Error codes

For a list of error codes, visit the API Error Center.

# 1.15.3.6. DescribeMetricRuleList

Queries alert rules.

This topic provides an example on how to query all alert rules within your Alibaba Cloud account. The returned result shows that only one alert rule is found. The name of the alert rule is `Rule_01` and the ID is `applyTemplate344cfd42-0f32-4fd6-805a-88d7908a****`.

## Debugging

OpenAPI Explorer automatically calculates the signature value. For your convenience, we recommend that you call this operation in OpenAPI Explorer. OpenAPI Explorer dynamically generates the sample code of the operation for different SDKs.

## Request parameters

| Parameter | Type | Required | Example | Description |
|---|---|---|---|---|
| Action | String | Yes | DescribeMetricRuleList | The operation that you want to perform. Set the value to DescribeMetricRuleList. |

| Parameter | Type | Required | Example | Description |
| --- | --- | --- | --- | --- |
| Namespace | String | No | | The namespace of the cloud service.<br>For information about how to obtain the namespace of a cloud service, see DescribeMetricMetaList or Metrics. |
| MetricName | String | No | | The name of the metric.<br>For information about how to obtain the name of a metric, see DescribeMetricMetaList or Metrics. |
| EnableState | Boolean | No | true | Specifies whether to query enabled or disabled alert rules. Valid values:<br>• true: queries enabled alert rules.<br>• false: queries disabled alert rules. |
| Page | Integer | No | 1 | The number of the page to return.<br>Pages start from page 1. Default value: 1. |
| PageSize | Integer | No | 10 | The number of entries to return on each page.<br>A minimum of 1 entry can be returned on each page. Default value: 10. |
| AlertState | String | No | OK | The status of the alert rule. Valid values:<br>• OK: The alert rule has no active alerts.<br>• ALARM: The alert rule has active alerts.<br>• INSUFFICIENT_DATA: No data is found. |
| Dimensions | String | No | {"instanceId":"i-2ze2d6j5uhg20x47****"} | The dimensions of the alert rule. The dimensions specify the resources for which you want to query monitoring data.<br>Set the value to a set of key-value pairs, for example, `userId:120886317861****` or `i-2ze2d6j5uhg20x47****`. |

| Parameter | Type | Required | Example | Description |
| --- | --- | --- | --- | --- |
| RuleName | String | No | Rule_01 | The name of the alert rule.<br>This parameter supports fuzzy match. |
| GroupId | String | No | 7301**** | The ID of the application group.<br>For information about how to obtain the ID of an application group, see DescribeMonitorGroups. |
| RuleIds | String | No | applyTemplate344cfd42-0f32-4fd6-805a-88d7908a**** | The ID of the alert rule. You can specify up to 20 IDs at a time. Separate multiple IDs with commas (,). |

For more information about common request parameters, see Common parameters.

## Response parameters

| Parameter | Type | Example | Description |
| --- | --- | --- | --- |
| RequestId | String | 386C6712-335F-5054-930A-CC92B851ECBA | The ID of the request. |
| Code | Integer | 200 | The HTTP status code.<br>**Note** The status code 200 indicates that the call was successful. |
| Total | String | 1 | The total number of returned entries. |
| Success | Boolean | true | Indicates whether the call was successful. Valid values:<br>• true: The call was successful.<br>• false: The call failed. |
| Alarms | Array of Alarm | | The details of the alert rules. |
| Alarm | | | |

| Parameter | Type | Example | Description |
| --- | --- | --- | --- |
| AlertState | String | OK | The status of the alert rule. Valid values:<br>• OK: The alert rule has no active alerts.<br>• ALARM: The alert rule has active alerts.<br>• INSUFFICIENT_DATA: No data is found. |
| ContactGroups | String | ECS_Alarm | The alert contact group. |
| Dimensions | String | [{"instanceId":"i-2ze2d6j5uhg20x47******"}] | The dimensions of the alert rule. |
| EffectiveInterval | String | 05:31-23:59 | The time period during which the alert rule is effective. |
| EnableState | Boolean | true | Indicates whether the alert rule is enabled. Valid values:<br>• true: The alert rule is enabled.<br>• false: The alert rule is disabled. |
| Escalations | Struct | | The conditions for triggering different levels of alerts. |
| Critical | Struct | | The conditions for triggering Critical-level alerts. |

| Parameter | Type | Example | Description |
| --- | --- | --- | --- |
| ComparisonOperator | String | | The comparison operator of the threshold for Critical-level alerts. Valid values:<br>• GreaterThanOrEqualToThreshold: greater than or equal to the threshold<br>• GreaterThanThreshold: greater than the threshold<br>• LessThanOrEqualToThreshold: less than or equal to the threshold<br>• LessThanThreshold: less than the threshold<br>• NotEqualToThreshold: not equal to the threshold<br>• GreaterThanYesterday: greater than the metric value at the same time yesterday<br>• LessThanYesterday: less than the metric value at the same time yesterday<br>• GreaterThanLastWeek: greater than the metric value at the same time last week<br>• LessThanLastWeek: less than the metric value at the same time last week<br>• GreaterThanLastPeriod: greater than the metric value in the last monitoring cycle<br>• LessThanLastPeriod: less than the metric value in the last monitoring cycle |

| Parameter | Type | Example | Description |
| --- | --- | --- | --- |
| PreCondition | String | $Average>80 | The additional conditions for triggering Critical-level alerts. The additional conditions take effect when the value of the ComparisonOperator parameter is GreaterThanYesterday, LessThanYesterday, GreaterThanLastWeek, LessThanLastWeek, GreaterThanLastPeriod, or LessThanLastPeriod.<br>For example, the values of the PreCondition, ComparisonOperator, and Threshold parameters are set to $Average>80, GreaterThanYesterday, and 10. An alert is triggered only when the average metric value is greater than 80 and 10% greater than the average metric value at the same time yesterday.<br>**Note** $Average is a placeholder that consists of `a dollar sign ($) and the statistical method`. CloudMonitor replaces the placeholder with the aggregated value or original value before value comparison. |
| Statistics | String | | The statistical methods for Critical-level alerts. |
| Threshold | String | | The threshold for Critical-level alerts. |
| Times | Integer | 3 | The consecutive number of times for which the metric value meets the alert condition before a Critical-level alert is triggered. |
| Info | Struct | | The conditions for triggering Info-level alerts. |

| Parameter | Type | Example | Description |
| --- | --- | --- | --- |
| ComparisonOperator | String | | The comparison operator of the threshold for Info-level alerts. Valid values:<br>• GreaterThanOrEqualToThreshold: greater than or equal to the threshold<br>• GreaterThanThreshold: greater than the threshold<br>• LessThanOrEqualToThreshold: less than or equal to the threshold<br>• LessThanThreshold: less than the threshold<br>• NotEqualToThreshold: not equal to the threshold<br>• GreaterThanYesterday: greater than the metric value at the same time yesterday<br>• LessThanYesterday: less than the metric value at the same time yesterday<br>• GreaterThanLastWeek: greater than the metric value at the same time last week<br>• LessThanLastWeek: less than the metric value at the same time last week<br>• GreaterThanLastPeriod: greater than the metric value in the last monitoring cycle<br>• LessThanLastPeriod: less than the metric value in the last monitoring cycle |

| Parameter | Type | Example | Description |
| --- | --- | --- | --- |
| PreCondition | String | $Average>80 | The additional conditions for triggering Info-level alerts. The additional conditions take effect when the value of the ComparisonOperator parameter is GreaterThanYesterday, LessThanYesterday, GreaterThanLastWeek, LessThanLastWeek, GreaterThanLastPeriod, or LessThanLastPeriod.<br>For example, the values of the PreCondition, ComparisonOperator, and Threshold parameters are set to $Average>80, GreaterThanYesterday, and 10. An alert is triggered only when the average metric value is greater than 80 and 10% greater than the average metric value at the same time yesterday.<br>**Note** $Average is a placeholder that consists of `a dollar sign ($) and the statistical method`. CloudMonitor replaces the placeholder with the aggregated value or original value before value comparison. |
| Statistics | String | | The statistical methods for Info-level alerts. |
| Threshold | String | | The threshold for Info-level alerts. |
| Times | Integer | 3 | The consecutive number of times for which the metric value meets the alert condition before an Info-level alert is triggered. |
| Warn | Struct | | The conditions for triggering Warn-level alerts. |

| Parameter | Type | Example | Description |
| --- | --- | --- | --- |
| ComparisonOperator | String | | The comparison operator of the threshold for Warn-level alerts. Valid values:<br>• GreaterThanOrEqualToThreshold: greater than or equal to the threshold<br>• GreaterThanThreshold: greater than the threshold<br>• LessThanOrEqualToThreshold: less than or equal to the threshold<br>• LessThanThreshold: less than the threshold<br>• NotEqualToThreshold: not equal to the threshold<br>• GreaterThanYesterday: greater than the metric value at the same time yesterday<br>• LessThanYesterday: less than the metric value at the same time yesterday<br>• GreaterThanLastWeek: greater than the metric value at the same time last week<br>• LessThanLastWeek: less than the metric value at the same time last week<br>• GreaterThanLastPeriod: greater than the metric value in the last monitoring cycle<br>• LessThanLastPeriod: less than the metric value in the last monitoring cycle |

| Parameter | Type | Example | Description |
| --- | --- | --- | --- |
| PreCondition | String | $Average>80 | The additional conditions for triggering Warn-level alerts. The additional conditions take effect when the value of the ComparisonOperator parameter is GreaterThanYesterday, LessThanYesterday, GreaterThanLastWeek, LessThanLastWeek, GreaterThanLastPeriod, or LessThanLastPeriod.<br>For example, the values of the PreCondition, ComparisonOperator, and Threshold parameters are set to $Average>80, GreaterThanYesterday, and 10. An alert is triggered only when the average metric value is greater than 80 and 10% greater than the average metric value at the same time yesterday.<br>**Note** $Average is a placeholder that consists of `a dollar sign ($) and the statistical method`. CloudMonitor replaces the placeholder with the aggregated value or original value before value comparison. |
| Statistics | String | | The statistical methods for Warn-level alerts. |
| Threshold | String | | The threshold for Warn-level alerts. |
| Times | Integer | 3 | The consecutive number of times for which the metric value meets the alert condition before a Warn-level alert is triggered. |
| GroupId | String | 7301**** | The ID of the application group. |
| GroupName | String | | The name of the application group.<br>**Note** If the alert rule is associated with an application group, the name of the application group is returned in this parameter. |

| Parameter | Type | Example | Description |
| --- | --- | --- | --- |
| Labels | Array of Labels | | The tags of the alert rule. |
| Labels | | | |
| Key | String | cmsRuleKey | The tag key of the alert rule. |
| Value | String | cmsRuleValue | The tag value of the alert rule. |
| MailSubject | String | "${serviceType}-${metricName}-${levelDescription}Notification (${dimensions})" | The subject of the alert notification email. |
| MetricName | String | | The name of the metric. |
| Namespace | String | | The namespace of the cloud service. |
| NoDataPolicy | String | | The method that is used to handle alerts when no monitoring data is found. Valid values:<br>• KEEP_LAST_STATE (default value): No operation is performed.<br>• INSUFFICIENT_DATA: An alert whose content is "Insufficient data" is triggered.<br>• OK: The status is considered normal. |
| NoEffectiveInterval | String | 00:00-05:30 | The time period during which the alert rule is ineffective. |
| Period | String | | The statistical period. |
| Resources | String | [{\"instanceId\":\"i-2ze2d6j5uhg20x47****\"}] | The resources that are associated with the alert rule. |
| RuleId | String | applyTemplate344cfd42-0f32-4fd6-805a-88d7908a**** | The ID of the alert rule. |

| Parameter | Type | Example | Description |
| --- | --- | --- | --- |
| RuleName | String | Rule_01 | The name of the alert rule. |
| SilenceTime | Integer | | The mute period during which new alerts are not sent even if the trigger conditions are met. Unit: seconds. Default value: 86400. Minimum value: 3600.<br>Only one alert is reported during each mute period even if the metric value consecutively exceeds the alert rule threshold several times. |
| SourceType | String | METRIC | The type of the alert rule. Valid value: METRIC. This value indicates an alert rule for time series metrics. |
| Webhook | String | https://www.aliyun.com | The callback URL. CloudMonitor pushes an alert notification to the specified callback URL by sending an HTTP POST request. Only the HTTP protocol is supported. |
| Message | String | The specified resource is not found. | The error message. |

## Examples

### Sample requests

```
http(s)://[Endpoint]/?Action=DescribeMetricRuleList
&<Common request parameters>
```

### Sample success responses

`XML` format

```
<DescribeMetricRuleListResponse>
   <RequestId>386C6712-335F-5054-930A-CC92B851ECBA</RequestId>
   <Total>1</Total>
   <Alarms>
      <Alarm>
         <GroupName>ECS_Group</GroupName>
         <SilenceTime>86400</SilenceTime>
         <ContactGroups>ECS_Alarm</ContactGroups>
         <NoEffectiveInterval>00:00-05:30</NoEffectiveInterval>
         <GroupBy>group</GroupBy>
         <MailSubject>${serviceType}-${metricName}-${levelDescription}Notification(${dimens
ions})</MailSubject>
         <SourceType>METRIC</SourceType>
         <RuleId>applyTemplate344cfd42-0f32-4fd6-805a-88d7908a****</RuleId>
         <Period>60</Period>
         <Dimensions>
            <instanceId>i-2ze2d6j5uhg20x47****</instanceId>
         </Dimensions>
         <EffectiveInterval>05:31-23:59</EffectiveInterval>
         <Namespace>acs_ecs_dashboard</Namespace>
         <AlertState>OK</AlertState>
         <GroupId>7301****</GroupId>
         <MetricName>cpu_total</MetricName>
         <EnableState>true</EnableState>
         <Escalations>
            <Critical>
               <ComparisonOperator>GreaterThanOrEqualToThreshold</ComparisonOperator>
               <Times>3</Times>
               <Statistics>Average</Statistics>
               <Threshold>90</Threshold>
            </Critical>
            <Info>
               <ComparisonOperator>GreaterThanOrEqualToThreshold</ComparisonOperator>
               <Times>3</Times>
               <Statistics>Average</Statistics>
               <Threshold>90</Threshold>
            </Info>
            <Warn>
               <ComparisonOperator>GreaterThanOrEqualToThreshold</ComparisonOperator>
               <Times>3</Times>
               <Statistics>Average</Statistics>
               <Threshold>90</Threshold>
            </Warn>
         </Escalations>
         <Webhook>https://www.aliyun.com</Webhook>
         <Resources>[{\"instanceId\":\"i-2ze2d6j5uhg20x47****\"}]</Resources>
         <RuleName>Rule_01</RuleName>
      </Alarm>
   </Alarms>
   <Code>200</Code>
   <Success>true</Success>
</DescribeMetricRuleListResponse>
```

`JSON` format


```
{
    "RequestId": "386C6712-335F-5054-930A-CC92B851ECBA",
    "Total": 1,
    "Alarms": {
        "Alarm": [
            {
                "GroupName": "ECS_Group",
                "SilenceTime": 86400,
                "ContactGroups": "ECS_Alarm",
                "NoEffectiveInterval": "00:00-05:30",
                "GroupBy": "group",
                "MailSubject": "${serviceType}-${metricName}-${levelDescription}Notificatio
n(${dimensions})",
                "SourceType": "METRIC",
                "RuleId": "applyTemplate344cfd42-0f32-4fd6-805a-88d7908a****",
                "Period": 60,
                "Dimensions": [
                    {
                        "instanceId": "i-2ze2d6j5uhg20x47****"
                    }
                ],
                "EffectiveInterval": "05:31-23:59",
                "Namespace": "acs_ecs_dashboard",
                "AlertState": "OK",
                "GroupId": "7301****",
                "MetricName": "cpu_total",
                "EnableState": true,
                "Escalations": {
                    "Critical": {
                        "ComparisonOperator": "GreaterThanOrEqualToThreshold",
                        "Times": 3,
                        "Statistics": "Average",
                        "Threshold": "90"
                    },
                    "Info": {
                        "ComparisonOperator": "GreaterThanOrEqualToThreshold",
                        "Times": 3,
                        "Statistics": "Average",
                        "Threshold": "90"
                    },
                    "Warn": {
                        "ComparisonOperator": "GreaterThanOrEqualToThreshold",
                        "Times": 3,
                        "Statistics": "Average",
                        "Threshold": "90"
                    }
                },
                "Webhook": "https://www.aliyun.com",
                "Resources": "[{\"instanceId\":\"i-2ze2d6j5uhg20x47****\"}]",
                "RuleName": "Rule_01"
            }
        ]
```

```
    },
    "Code": "200",
}
```

## Error codes

| HttpCode | Error code | Error message | Description |
|---|---|---|---|
| | ResourceNotFound | The specified resource is not found. | The error message returned because the specified resource is not found. |

For a list of error codes, visit the API Error Center.

# 1.15.3.7. DisableMetricRules

Disables alert rules.

## Debugging

OpenAPI Explorer automatically calculates the signature value. For your convenience, we recommend that you call this operation in OpenAPI Explorer. OpenAPI Explorer dynamically generates the sample code of the operation for different SDKs.

## Request parameters

| Parameter | Type | Required | Example | Description |
|---|---|---|---|---|
| Action | String | Yes | DisableMetricRules | The operation that you want to perform. Set the value to DisableMetricRules. |
| RuleId.N | RepeatList | Yes | detect_87****_HTTP_HttpLatency | The ID of the alert rule. Valid values of N: 1 to 20. |

## Response parameters

| Parameter | Type | Example | Description |
|---|---|---|---|
| Code | String | 200 | The HTTP status code.<br>**Note** The status code 200 indicates that the call was successful. |
| Message | String | RuleId is mandatory for this action. | The error message. |

| Parameter | Type | Example | Description |
| --- | --- | --- | --- |
| RequestId | String | FF38D33A-67C1-40EB-AB65-FAEE51EDB644 | The ID of the request. |
| Success | Boolean | true | Indicates whether the call was successful. Valid values:<br>• true: The call was successful.<br>• false: The call failed. |

## Examples

### Sample requests

```
http(s)://[Endpoint]/? Action=DisableMetricRules
&RuleId.1=detect_87****_HTTP_HttpLatency
&<Common request parameters>
```

### Sample success responses

`XML` format

```
<DisableMetricRulesResponse>
      <Code>200</Code>
      <RequestId>FF38D33A-67C1-40EB-AB65-FAEE51EDB644</RequestId>
      <Success>true</Success>
</DisableMetricRulesResponse>
```

`JSON` format

```
{
    "Code":"200",
    "RequestId":"FF38D33A-67C1-40EB-AB65-FAEE51EDB644",
    "Success":true
}
```

## Error codes

For a list of error codes, visit the API Error Center.

# 1.15.3.8. DescribeAlertingMetricRuleResources

Queries the resources for which active alerts are triggered based on an alert rule.

## Debugging

OpenAPI Explorer automatically calculates the signature value. For your convenience, we recommend that you call this operation in OpenAPI Explorer. OpenAPI Explorer dynamically generates the sample code of the operation for different SDKs.

## Request parameters

| Parameter | Type | Required | Example | Description |
|---|---|---|---|---|
| Action | String | Yes | DescribeAlertingMetricRuleResources | The operation that you want to perform. Set the value to DescribeAlertingMetricRuleResources. |
| RuleId | String | No | putNewAlarm_user_7e78d765-0e3e-4671-ba6d-7ce39108**** | The ID of the alert rule. For information about how to obtain the ID of an alert rule, see DescribeMetricRuleList. |
| GroupId | String | No | 7671**** | The ID of the application group. For information about how to obtain the ID of an application group, see DescribeMonitorGroups. |
| Page | Integer | No | 1 | The number of the page to return. Default value: 1. |
| PageSize | Integer | No | 10 | The number of entries to return on each page. Default value: 10. |
| Namespace | String | No | acs_mns_new | The namespace of the cloud service.<br>For more information about the namespaces of cloud services, see ~~163515~~. |
| Dimensions | String | No | {\"userId\":\"120886317861****\",\"region\":\"cn-huhehaote\",\"queue\":\"test-0128\"} | The dimensions that specify the resources for which you want to query custom metrics. |

For more information about common request parameters, see Common parameters.

## Response parameters

| Parameter | Type | Example | Description |
|---|---|---|---|
| RequestId | String | 0724011B-D9E0-4B2F-8C51-F17A894CC42C | The ID of the request. |

| Parameter | Type | Example | Description |
| --- | --- | --- | --- |
| Success | Boolean | true | Indicates whether the call was successful. Valid values:<br>• true: The call was successful.<br>• false: The call failed. |
| Code | Integer | 200 | The HTTP status code.<br>**Note** The status code 200 indicates that the call was successful. |
| Total | Integer | 2 | The total number of returned entries. |
| Resources | Array of Resource | | The resources to which the alert rule is applied. |
| Resource | | | |
| Dimensions | String | {\"region\":\"cn-huhehaote\",\"queue\":\"test-0128\",\"userId\":\"120886317861****\"} | The dimensions that specify the resources whose metric data you want to query. |
| Enable | String | true | Indicates whether the alert rule is enabled. Valid values:<br>• true: The alert rule is enabled.<br>• false: The alert rule is disabled. |
| Escalation | Array of Resource | | The alert rule based on which the alert is triggered. |
| Resource | | | |

| Parameter | Type | Example | Description |
| --- | --- | --- | --- |
| ComparisonOperator | String | | The operator that is used to compare the specified value with the threshold. Valid values:<br>• GreaterThanOrEqualToThreshold: greater than or equal to the threshold<br>• GreaterThanThreshold: greater than the threshold<br>• LessThanOrEqualToThreshold: less than or equal to the threshold<br>• LessThanThreshold: less than the threshold<br>• NotEqualToThreshold: not equal to the threshold<br>• GreaterThanYesterday: greater than the metric value at the same time yesterday<br>• LessThanYesterday: less than the metric value at the same time yesterday<br>• GreaterThanLastWeek: greater than the metric value at the same time last week<br>• LessThanLastWeek: less than the metric value at the same time last week<br>• GreaterThanLastPeriod: greater than the metric value in the last monitoring cycle<br>• LessThanLastPeriod: less than the metric value in the last monitoring cycle |
| Expression | String | $Average>=10 | The description of the alert rule.<br>**Note** The content of the alert rule. This parameter indicates the conditions that trigger an alert. |
| ExpressionList | Array of ExpressionList | | The description of the multi-metric alert rule. |
| ExpressionList | | | |

| Parameter | Type | Example | Description |
| --- | --- | --- | --- |
| ComparisonOperator | String | | The operator that is used to compare the specified value with the threshold of the alert level. Valid values:<br>• GreaterThanOrEqualToThreshold: greater than or equal to the threshold<br>• GreaterThanThreshold: greater than the threshold<br>• LessThanOrEqualToThreshold: less than or equal to the threshold<br>• LessThanThreshold: less than the threshold<br>• NotEqualToThreshold: not equal to the threshold<br>• GreaterThanYesterday: greater than the metric value at the same time yesterday<br>• LessThanYesterday: less than the metric value at the same time yesterday<br>• GreaterThanLastWeek: greater than the metric value at the same time last week<br>• LessThanLastWeek: less than the metric value at the same time last week<br>• GreaterThanLastPeriod: greater than the metric value in the last monitoring cycle<br>• LessThanLastPeriod: less than the metric value in the last monitoring cycle |
| MetricName | String | | The name of the metric. |
| Period | String | | The statistical period of the metric. Unit: seconds. The default value is the interval at which the monitoring data of the metric is collected. |
| Statistics | String | | The statistical method of the alert level. Valid values:<br>• Maximum: the maximum value<br>• Minimum: the minimum value<br>• Average: the average value |
| Threshold | String | | The alert threshold. |

| Parameter | Type | Example | Description |
| --- | --- | --- | --- |
| ExpressionListJoin | String | && | The relationship between multiple metrics. Valid values:<br>• &&: If all metrics meet the alert conditions, CloudMonitor sends alert notifications.<br>• \|\|: If one of the metrics meets the alert conditions, CloudMonitor sends alert notifications. |
| Level | Integer | 3 | The severity level and notification method of the alert. Valid values:<br>• 4: Alert notifications are sent by using emails and DingTalk chatbots.<br>• OK: No alert is generated. |
| PreCondition | String | >= | The operator that is used to compare the specified value with the threshold. Valid values:<br>• `>=`<br>• `=`<br>• `<=`<br>• `>`<br>• `<`<br>• `!=` |
| Tag | String | mns | The tags of the resource. |
| Threshold | String | 10 | The alert threshold. |
| Times | Integer | 1 | The consecutive number of times for which the metric value is measured before an alert is triggered. |
| GroupId | String | 7671**** | The ID of the application group.<br>**Note** If the alert rule is associated with an application group, the ID of the application group is returned in this parameter. |

| Parameter | Type | Example | Description |
| --- | --- | --- | --- |
| LastAlertTime | String | 1622427900000 | The timestamp when the last alert was triggered for the resource based on the alert rule.<br>Unit: milliseconds. |
| LastModifyTime | String | 1622827900000 | The timestamp when the alert rule was last modified.<br>Unit: milliseconds. |
| Level | Integer | 3 | The severity level and notification method of the alert. Valid values:<br>• 4: Alert notifications are sent by using emails and DingTalk chatbots.<br>• OK: No alert is generated. |
| MetricName | String | ActiveMessages | The name of the metric. |
| MetricValues | String | {\"timestamp\":1623727500000,\"Sum\":926,\"value\":463,\"Maximum\":463,\"Minimum\":463,\"Average\":463,\"SampleCount\":2,\"userId\":\"120886317861****\",\"region\":\"cn-huhehaote\",\"queue\":\"test-0128\"} | The metric value that triggered the alert based on the alert rule. The value is a JSON string. |
| Namespace | String | acs_mns_new | The namespace of the cloud service. |
| ProductCategory | String | mns | The type of the cloud service. |
| Resource | String | userId=120886317861****,region=cn-huhehaote,queue=test-0128 | The resources that are monitored. |
| RetryTimes | String | 3 | The consecutive number of times for which the metric value is measured before an alert is triggered. |

| Parameter | Type | Example | Description |
| --- | --- | --- | --- |
| RuleId | String | putNewAlarm_user_7e78d765-0e3e-4671-ba6d-7ce39108**** | The ID of the alert rule. |
| RuleName | String | test123456789 | The name of the alert rule. |
| StartTime | String | 1622427900000 | The time when the resource was associated with the alert rule.<br>Unit: milliseconds. |
| Statistics | String | | The method used to calculate metric values that trigger alerts. |
| Threshold | String | 10 | The alert threshold. |
| Message | String | | The error message. |

## Examples

### Sample requests

```
http(s)://[Endpoint]/?Action=DescribeAlertingMetricRuleResources
&<Common request parameters>
```

### Sample success responses

`XML` format

```
<DescribeAlertingMetricRuleResourcesResponse>
      <RequestId>0724011B-D9E0-4B2F-8C51-F17A894CC42C</RequestId>
      <Total>2</Total>
      <Resources>
            <Resource>
                  <RuleId>putNewAlarm_user_7e78d765-0e3e-4671-ba6d-7ce39108****</RuleId>
                  <Escalation>
                        <Resource>
                              <Expression>$Average&gt;=10</Expression>
                              <Times>1</Times>
                              <Level>3</Level>
                              <Tag>mns</Tag>
                        </Resource>
                  </Escalation>
                  <Resource>userId=120886317861****,region=cn-huhehaote,queue=test-0128</Re
source>
                  <StartTime>1622427900000</StartTime>
                  <Dimensions>{\"userId\":\"120886317861****\",\"region\":\"cn-huhehaote\",
```

```
\"queue\":\"test-0128\"}</Dimensions>
                  <MetricValues>{\"timestamp\":1623727500000,\"Sum\":926,\"value\":463,\"Ma
ximum\":463,\"Minimum\":463,\"Average\":463,\"SampleCount\":2,\"userId\":\"120886317861****
\",\"region\":\"cn-huhehaote\",\"queue\":\"test-0128\"}</MetricValues>
                  <LastModifyTime>1623727904000</LastModifyTime>
                  <Statistics>Average</Statistics>
                  <Namespace>acs_mns_new</Namespace>
                  <GroupId>7671****</GroupId>
                  <MetricName>ActiveMessages</MetricName>
                  <LastAlertTime>1622427900000</LastAlertTime>
                  <ProductCategory>mns</ProductCategory>
                  <Enable>true</Enable>
                  <Level>3</Level>
                  <RuleName>test123456789</RuleName>
                  <RetryTimes>1</RetryTimes>
                  <Threshold>10</Threshold>
            </Resource>
            <Resource>
                  <RuleId>putNewAlarm_user_7e78d765-0e3e-4671-ba6d-7ce39108****</RuleId>
                  <Escalation>
                        <Resource>
                              <Expression>$Average&gt;=10</Expression>
                              <Times>1</Times>
                              <Level>3</Level>
                              <Tag>mns</Tag>
                        </Resource>
                  </Escalation>
                  <Resource>userId=120886317861****,region=cn-huhehaote,queue=test-022401-1
</Resource>
                  <StartTime>1622427900000</StartTime>
                  <Dimensions>{\"userId\":\"120886317861****\",\"region\":\"cn-huhehaote\",
\"queue\":\"test-022401-1\"}</Dimensions>
                  <MetricValues>{\"timestamp\":1623727500000,\"queue\":\"test-022401-1\",\"
Maximum\":349,\"Minimum\":349,\"Sum\":698,\"value\":349,\"userId\":\"120886317861****\",\"r
egion\":\"cn-huhehaote\",\"Average\":349,\"SampleCount\":2}</MetricValues>
                  <LastModifyTime>1623727904000</LastModifyTime>
                  <Statistics>Average</Statistics>
                  <Namespace>acs_mns_new</Namespace>
                  <GroupId>7671****</GroupId>
                  <MetricName>ActiveMessages</MetricName>
                  <LastAlertTime>1622427900000</LastAlertTime>
                  <ProductCategory>mns</ProductCategory>
                  <Enable>true</Enable>
                  <Level>3</Level>
                  <RuleName>test123456789</RuleName>
                  <RetryTimes>1</RetryTimes>
                  <Threshold>10</Threshold>
            </Resource>
      </Resources>
      <Success>true</Success>
</DescribeAlertingMetricRuleResourcesResponse>
```


`JSON` format

```
{
    "RequestId": "0724011B-D9E0-4B2F-8C51-F17A894CC42C",
    "Total": 2,
    "Resources": {
        "Resource": [
            {
                "RuleId": "putNewAlarm_user_7e78d765-0e3e-4671-ba6d-7ce39108****",
                "Escalation": {
                    "Resource": [
                        {
                            "Expression": "$Average>=10",
                            "Times": 1,
                            "Level": 3,
                            "Tag": "mns"
                        }
                    ]
                },
                "Resource": "userId=120886317861****,region=cn-huhehaote,queue=test-0128",
                "StartTime": 1622427900000,
                "Dimensions": "{\"userId\":\"120886317861****\",\"region\":\"cn-huhehaote\"
,\"queue\":\"test-0128\"}",
                "MetricValues": "{\"timestamp\":1623727500000,\"Sum\":926,\"value\":463,\"M
aximum\":463,\"Minimum\":463,\"Average\":463,\"SampleCount\":2,\"userId\":\"120886317861***
*\",\"region\":\"cn-huhehaote\",\"queue\":\"test-0128\"}",
                "LastModifyTime": 1623727904000,
                "Statistics": "Average",
                "Namespace": "acs_mns_new",
                "GroupId": "7671****",
                "MetricName": "ActiveMessages",
                "LastAlertTime": 1622427900000,
                "ProductCategory": "mns",
                "Enable": true,
                "Level": 3,
                "RuleName": "test123456789",
                "RetryTimes": 1,
                "Threshold": "10"
            },
            {
                "RuleId": "putNewAlarm_user_7e78d765-0e3e-4671-ba6d-7ce39108****",
                "Escalation": {
                    "Resource": [
                        {
                            "Expression": "$Average>=10",
                            "Times": 1,
                            "Level": 3,
                            "Tag": "mns"
                        }
                    ]
                },
                "Resource": "userId=120886317861****,region=cn-huhehaote,queue=test-022401-
1",
                "StartTime": 1622427900000,
                "Dimensions": "{\"userId\":\"120886317861****\",\"region\":\"cn-huhehaote\"
,\"queue\":\"test-022401-1\"}",
```

```
                "MetricValues": "{\"timestamp\":1623727500000,\"queue\":\"test-022401-1\",\
"Maximum\":349,\"Minimum\":349,\"Sum\":698,\"value\":349,\"userId\":\"120886317861****\",\"
region\":\"cn-huhehaote\",\"Average\":349,\"SampleCount\":2}",
                "LastModifyTime": 1623727904000,
                "Statistics": "Average",
                "Namespace": "acs_mns_new",
                "GroupId": "7671****",
                "MetricName": "ActiveMessages",
                "LastAlertTime": 1622427900000,
                "ProductCategory": "mns",
                "Enable": true,
                "Level": 3,
                "RuleName": "test123456789",
                "RetryTimes": 1,
                "Threshold": "10"
            }
        ]
    },
}
```


## Error codes

For a list of error codes, visit the API Error Center.

# 1.15.3.9. PutMetricRuleTargets

Associates resources with a specified alert rule or modifies the resources that are associated with the alert rule.

## Limit

This operation supports only Message Service (MNS) resources.

## Usage notes

This topic provides an example on how to associate a resource with an alert rule whose ID is `ae06917_75a8c43178ab66****`. In this example, the Alibaba Cloud Resource Name (ARN) of the resource is `acs:mns:cn-hangzhou:120886317861****:/queues/test/message` for an alert rule and the ID of the resource for which alerts are triggered is `1`. The response indicates that the resource is associated with the specified alert rule.

## Debugging

OpenAPI Explorer automatically calculates the signature value. For your convenience, we recommend that you call this operation in OpenAPI Explorer. OpenAPI Explorer dynamically generates the sample code of the operation for different SDKs.

## Request parameters

| Parameter | Type | Required | Example | Description |
|---|---|---|---|---|

| Parameter | Type | Required | Example | Description |
| --- | --- | --- | --- | --- |
| Action | String | Yes | PutMetricRuleTargets | The operation that you want to perform. Set the value to **PutMetricRuleTargets**. |
| RuleId | String | Yes | ae06917_75a8c43178ab66**** | The ID of the alert rule.<br>For information about how to obtain the ID of an alert rule, see DescribeMetricRuleList. |
| Targets.N.Id | String | Yes | 1 | The ID of the resource for which alerts are triggered.<br>For information about how to obtain the ID of a resource for which alerts are triggered, see DescribeMetricRuleTargets. |

| Parameter | Type | Required | Example | Description |
| --- | --- | --- | --- | --- |
| Targets.N.Arn | String | Yes | acs:mns:cn-hangzhou:120886317861****:/queues/test/message | The ARN of the resource.<br>For information about how to obtain the ARN of a resource, see DescribeMetricRuleTargets.<br>Format: `acs:{Service name abbreviation}:{regionId}:{userId}:/{Resource type}/{Resource name}/message`. Example: `acs:mns:cn-hangzhou:120886317861****:/queues/test123/message`. Fields:<br>• {Service name abbreviation}: the abbreviation of the service name. Valid value: mns.<br>• {userId}: the ID of the Alibaba Cloud account.<br>• {regionId}: the region ID of the message queue or topic.<br>• {Resource type} `: the type of the resource for which alerts are triggered. Valid values: - **queues** - **topics** {Resource name}: the name of the resource. - If the resource type is set to **queues**, the resource name is the name of the message queue. - If the resource type is set to **topics**, the resource name is the name of the topic.` |
| Targets.N.Level | String | No | ["INFO", "WARN", "CRITICAL"] | The level of the alert. Valid values:<br>• INFO: information<br>• WARN: warning<br>• CRITICAL: critical |
| Targets.N.JsonParams | String | No | {"customField1":"value1","customField2":"$.name"} | The parameters of the alert callback. The parameters are in the JSON format. |

For more information about common request parameters, see Common parameters.

## Response parameters

| Parameter | Type | Example | Description |
| --- | --- | --- | --- |
| Code | String | 200 | The HTTP status code.<br>**Note** The status code 200 indicates that the call was successful. |
| Message | String | The request processing has failed due to some unknown error. | The error message. |
| RequestId | String | 6A569B0D-9055-58AF-9E82-BAEAF95C0FD5 | The ID of the request. |
| Success | Boolean | true | Indicates whether the call was successful. Valid values:<br>• true: The call was successful.<br>• false: The call failed. |
| FailData | Object | | The list of resources that failed to be created or modified. |
| Targets | Array of Target | | The information about the resource for which alerts are triggered. |
| Target | | | |
| Id | String | 1 | The ID of the resource for which alerts are triggered. |

| Parameter | Type | Example | Description |
| --- | --- | --- | --- |
| Arn | String | acs:mns:cn-hangzhou:111:/queues/test/message | The ARN of the resource.<br>Format: `acs:{Service name abbreviation}:{regionId}:{userId}:/{Resource type}/{Resource name}/message`. Example: `acs:mns:cn-hangzhou:120886317861****:/queues/test123/message`. Fields:<br>• {Service name abbreviation}: the abbreviation of the service name. Valid value: mns.<br>• {userId}: the ID of the Alibaba Cloud account.<br>• {regionId}: the region ID of the message queue or topic.<br>• {Resource type} `: the type of the resource for which alerts are triggered. Valid values: - **queues** - **topics** {Resource name}: the name of the resource. - If the resource type is set to **queues**, the resource name is the name of the message queue. - If the resource type is set to **topics**, the resource name is the name of the topic.` |
| Level | String | ["INFO", "WARN", "CRITICAL"] | The level of the alert. Valid values:<br>• INFO: information<br>• WARN: warning<br>• CRITICAL: critical |

## Examples

### Sample requests

```
http(s)://[Endpoint]/?Action=PutMetricRuleTargets
&RuleId=ae06917_75a8c43178ab66****
&Targets.1.Arn=acs:mns:cn-hangzhou:120886317861****:/queues/test/message
&Targets.1.Id=1
&<Common request parameters>
```

### Sample success responses

`XML` format

```
HTTP/1.1 200 OK
Content-Type:application/xml
<PutMetricRuleTargetsResponse>
 <RequestId>6A569B0D-9055-58AF-9E82-BAEAF95C0FD5</RequestId>
 <Code>200</Code>
 <Success>true</Success>
</PutMetricRuleTargetsResponse>
```

`JSON` format

```
HTTP/1.1 200 OK
Content-Type:application/json
{
  "RequestId" : "6A569B0D-9055-58AF-9E82-BAEAF95C0FD5",
  "Code" : "200",
  "Success" : true
}
```

## Error codes

For a list of error codes, visit the API Error Center.

# 1.15.3.10. DescribeMetricRuleTargets

Queries the resources that are associated with a specified alert rule.

This operation supports only Message Service (MNS) resources.

This topic provides an example of how to query the resources that are associated with the `ae06917_75a8c43178ab66****` alert rule.

## Debugging

OpenAPI Explorer automatically calculates the signature value. For your convenience, we recommend that you call this operation in OpenAPI Explorer. OpenAPI Explorer dynamically generates the sample code of the operation for different SDKs.

## Request parameters

| Parameter | Type | Required | Example | Description |
|---|---|---|---|---|
| Action | String | Yes | DescribeMetricRuleTargets | The operation that you want to perform. Set the value to **DescribeMetricRuleTargets**. |
| RuleId | String | Yes | ae06917_75a8c43178ab66**** | The ID of the alert rule. For more information about how to query alert rule IDs, see DescribeMetricRuleList. |

For more information about common request parameters, see Common parameters.

## Response parameters

| Parameter | Type | Example | Description |
| --- | --- | --- | --- |
| Code | String | 200 | The HTTP status code.<br>**Note** The value 200 indicates that the call was successful. |
| Message | String | User not authorized to operate on the specified resource. | The returned message. |
| RequestId | String | 786E92D2-AC66-4250-B76F-F1E2FCDDBA1C | The ID of the request. |
| Success | Boolean | true | Indicates whether the call was successful. Valid values:<br>• true: The call was successful.<br>• false: The call failed. |
| Targets | Array of Target | | The information about the resources that trigger the alert. |
| Target | | | |

| Parameter | Type | Example | Description |
| --- | --- | --- | --- |
| Arn | String | acs:mns:cn-hangzhou:111:/queues/test/message | The Alibaba Cloud Resource Name (ARN) of the resource, in the format of `acs:{Service name abbreviation}:{regionId}:{userId}:/{Resource type}/{Resource name}/message`. Example: `acs:mns:cn-hangzhou:120886317861****:/queues/test123/message`. Parameter description:<br>• {Service name abbreviation}: the abbreviation of the service name. Valid value: mns.<br>• {userId}: the ID of the Alibaba Cloud account.<br>• {regionId}: the region ID of the message queue or topic.<br>• {Resource type} `: the type of the resource that triggers the alert. Valid values: - **queues** - **topics** {Resource name}: the name of the resource. - If the resource type is set to **queues**, the resource name is the name of the message queue. - If the resource type is set to **topics**, the resource name is the name of the topic.` |
| Id | String | 1 | The ID of the resource that triggers the alert. |
| Level | String | ["INFO", "WARN", "CRITICAL"] | The level of the alert. Valid values:<br>• INFO<br>• WARN<br>• CRITICAL |

## Examples

### Sample requests

```
http(s)://[Endpoint]/?Action=DescribeMetricRuleTargets
&RuleId=ae06917_75a8c43178ab66****
&<Common request parameters>
```

Sample success responses

`XML` format

```
<DescribeMetricRuleTargetsResponse>
      <RequestId>84E79DD9-4330-420E-8C17-E6273C9942B0</RequestId>
      <Code>200</Code>
      <Success>true</Success>
</DescribeMetricRuleTargetsResponse>
```

`JSON` format

```
{
    "RequestId": "84E79DD9-4330-420E-8C17-E6273C9942B0",
    "Code": "200",
    "Success": true
}
```

## Error codes

For a list of error codes, visit the API Error Center.

# 1.15.3.11. DeleteMetricRuleTargets

Deletes the message resources of an alert rule. This operation supports only Message Service (MNS) resources.

## Debugging

OpenAPI Explorer automatically calculates the signature value. For your convenience, we recommend that you call this operation in OpenAPI Explorer. OpenAPI Explorer dynamically generates the sample code of the operation for different SDKs.

## Request parameters

| Parameter | Type | Required | Example | Description |
|---|---|---|---|---|
| Action | String | Yes | DeleteMetricRuleTargets | The operation that you want to perform. Set the value to DeleteMetricRuleTargets. |
| RuleId | String | Yes | ruleId-xxxxxx | The ID of the alert rule. |
| TargetIds.N | RepeatList | Yes | 12345 | The ID of the message resource. Valid values of N: 1 to 5. |

## Response parameters

| Parameter | Type | Example | Description |
| --- | --- | --- | --- |
| Code | String | 200 | The HTTP status code.<br>**Note** The status code 200 indicates that the call was successful. |
| FailIds | Struct | N/A | The message resources that failed to be deleted. |
| TargetIds | List | 1 | The ID of the message resource that failed to be deleted. |
| Message | String | The Request is not authorization. | The returned message. |
| RequestId | String | 786E92D2-AC66-4250-B76F-F1E2FCDDBA1C | The ID of the request. |
| Success | Boolean | true | Indicates whether the call was successful. Valid values:<br>• true: The call was successful.<br>• false: The call failed. |

## Examples

### Sample requests

```
http(s)://[Endpoint]/?Action=DeleteMetricRuleTargets
&RuleId=ruleId-xxxxxx
&TargetIds.1=12345
&<Common request parameters>
```

### Sample success responses

`XML` format

```
<DeleteMetricRuleTargetsResponse>
          <RequestId>786E92D2-AC66-4250-B76F-F1E2FCDDBA1C</RequestId>
          <Code>200</Code>
          <Success>true</Success>
          <FailIds>
                <TargetIds>1</TargetIds>
          </FailIds>
</DeleteMetricRuleTargetsResponse>
```

`JSON` format

```
{
    "RequestId":"786E92D2-AC66-4250-B76F-F1E2FCDDBA1C",
    "Code":"200",
    "Success":"true",
    "FailIds":{
        "TargetIds":"1"
    }
}
```

## Error codes

For a list of error codes, visit the API Error Center.

# 1.15.3.12. CreateMetricRuleResources

Associates resources with an alert rule.

## Debugging

OpenAPI Explorer automatically calculates the signature value. For your convenience, we recommend that you call this operation in OpenAPI Explorer. OpenAPI Explorer dynamically generates the sample code of the operation for different SDKs.

## Request parameters

| Parameter | Type | Required | Example | Description |
|---|---|---|---|---|
| Action | String | Yes | CreateMetricRuleResources | The operation that you want to perform. Set the value to CreateMetricRuleResources. |
| Overwrite | String | Yes | false | Specifies whether to overwrite the existing data. Valid values:<br>• true: The resources submitted this time will overwrite the previous associated resources.<br>• false: The resources submitted this time will not overwrite the previous associated resources. The associated resources after submission include the previous associated resources and the resources submitted this time. |

| Parameter | Type | Required | Example | Description |
| --- | --- | --- | --- | --- |
| Resources | String | Yes | [{"instanceId":"i-a2d5q7pm3f9yr29e****"}] | The resources to be associated with the alert rule. The value is a JSON array.<br>**Note** You can add up to 100 resources each time. An alert rule can be associated with up to 3,000 resources. |
| RuleId | String | Yes | i-2ze3w55tr2rcpejpcfap_59c96b85-0339-4f35-ba66-ae4e34d3**** | The ID of the alert rule. |

## Response parameters

| Parameter | Type | Example | Description |
| --- | --- | --- | --- |
| RequestId | String | 0671A721-0D7A-4F11-BB77-2416325D65AB | The ID of the request. |
| Success | Boolean | true | Indicates whether the call was successful. The value true indicates a success. The value false indicates a failure. |
| Code | String | 200 | The HTTP status code.<br>**Note** The status code 200 indicates that the call was successful. |
| Message | String | success | The returned message. |

## Examples

### Sample requests

```
http(s)://[Endpoint]/?Action=CreateMetricRuleResources
&Overwrite=false
&Resources=[{"instanceId":"i-a2d5q7pm3f9yr29e****"}]
&RuleId=i-2ze3w55tr2rcpejpcfap_59c96b85-0339-4f35-ba66-ae4e34d3****
&<Common request parameters>
```

### Sample success responses

`XML` format

```
<RequestId>0671A721-0D7A-4F11-BB77-2416325D65AB</RequestId>
<Success>true</Success>
<Code>200</Code>
```

`JSON` format

```
{
  "RequestId": "0671A721-0D7A-4F11-BB77-2416325D65AB",
  "Success": true,
  "Code": "200"
}
```

## Error codes

For a list of error codes, visit the API Error Center.

# 1.15.3.13. DeleteMetricRuleResources

Disassociates resources from an alert rule.

## Debugging

OpenAPI Explorer automatically calculates the signature value. For your convenience, we recommend that you call this operation in OpenAPI Explorer. OpenAPI Explorer dynamically generates the sample code of the operation for different SDKs.

## Request parameters

| Parameter | Type | Required | Example | Description |
|---|---|---|---|---|
| Action | String | Yes | DeleteMetricRuleResources | The operation that you want to perform. Set the value to DeleteMetricRuleResources. |
| Resources | String | Yes | [{"instanceId":"i-uf6hm9lnlzsarrc7****"}] | The resources to be disassociated from the alert rule. |
| RuleId | String | Yes | rr-bp18017n6iolv**** | The ID of the alert rule. |

## Response parameters

| Parameter | Type | Example | Description |
|---|---|---|---|
| RequestId | String | D8A35882-90C6-4F03-BBEB-153C180398EA | The ID of the request. |

| Parameter | Type | Example | Description |
| --- | --- | --- | --- |
| Success | Boolean | true | Indicates whether the call was successful. Valid values:<br>• true: The call was successful.<br>• false: The call failed. |
| Code | String | 200 | The HTTP status code.<br>**Note** The status code 200 indicates that the call was successful. |
| Message | String | The alert does not exist. | The returned message. |

## Examples

### Sample requests

```
http(s)://[Endpoint]/? Action=DeleteMetricRuleResources
&Resources=[{"instanceId":"i-uf6hm9lnlzsarrc7****"}]
&RuleId=rr-bp18017n6iolv****
&<Common request parameters>
```

### Sample success responses

`XML` format

```
<DeleteMetricRuleResourcesResponse>
    <RequestId>0671A721-0D7A-4F11-BB77-2416325D65AB</RequestId>
    <Success>true</Success>
    <Code>200</Code>
</DeleteMetricRuleResourcesResponse>
```

`JSON` format

```
{
    "RequestId": "0671A721-0D7A-4F11-BB77-2416325D65AB",
    "Success": true,
    "Code": "200"
}
```

## Error codes

For a list of error codes, visit the API Error Center.

# 1.15.4. Event-triggered alert rules

# 1.15.4.1. DescribeEventRuleAttribute

Queries the details of an event-triggered alert rule.

This topic provides an example on how to query the details of an event-triggered alert rule named `testRule`.

## Debugging

OpenAPI Explorer automatically calculates the signature value. For your convenience, we recommend that you call this operation in OpenAPI Explorer. OpenAPI Explorer dynamically generates the sample code of the operation for different SDKs.

## Request parameters

| Parameter | Type | Required | Example | Description |
|---|---|---|---|---|
| Action | String | Yes | DescribeEventRuleAttribute | The operation that you want to perform. Set the value to DescribeEventRuleAttribute. |
| RuleName | String | Yes | testRule | The name of the event-triggered alert rule.<br>For information about how to obtain the name of an event-triggered alert rule, see DescribeEventRuleList. |
| SilenceTime | String | No | 86400 | The mute period during which new alerts are not sent even if the trigger conditions are met.<br>Unit: seconds. Default value: 86400. The default value indicates one day.<br>**Note** Only one alert notification is sent during a mute period even if the metric value exceeds the alert threshold during consecutive checks. |

For more information about common request parameters, see Common parameters.

## Response parameters

| Parameter | Type | Example | Description |
|---|---|---|---|
| Result | Struct | | The details of the event-triggered alert rule. |

| Parameter | Type | Example | Description |
| --- | --- | --- | --- |
| Description | String | Default group event rule. | The description of the event-triggered alert rule. |
| EventPattern | Struct | | The event pattern. This parameter specifies the trigger conditions of an event. |
| LevelList | List | ["CRITICAL","WARN"] | The level of the event-triggered alert rule. Valid values:<br>• CRITICAL: critical<br>• WARN: warning<br>• INFO: information |
| NameList | List | Agent_Status_Running | The name of the event. |
| Product | String | CloudMonitor | The name of the cloud service. |
| StatusList | List | Running | The status of the event. |
| EventType | String | SYSTEM | The type of the event. Valid values:<br>• SYSTEM: system event<br>• CUSTOM: custom event |
| GroupId | String | 3607**** | The ID of the application group. |
| Name | String | test_DefaultEventRule_7378**** | The name of the event-triggered alert rule. |
| State | String | ENABLED | The status of the event-triggered alert rule. Valid values:<br>• ENABLED: enabled<br>• DISABLED: disabled |
| Message | String | The alert does not exist. | The error message. |
| RequestId | String | 9AA3F210-C03D-4C86-8DB6-21C84FF692A1 | The ID of the request. |

| Parameter | Type | Example | Description |
| --- | --- | --- | --- |
| Code | String | 200 | The HTTP status code.<br>**Note** The status code 200 indicates that the call was successful. |
| Success | Boolean | true | Indicates whether the call was successful. Valid values:<br>• true: The call was successful.<br>• false: The call failed. |

## Examples

### Sample requests

```
http(s)://[Endpoint]/?Action=DescribeEventRuleAttribute
&RuleName=testRule
&<Common request parameters>
```

### Sample success responses

`XML` format

```
<DescribeEventRuleAttributeResponse>
   <RequestId>9AA3F210-C03D-4C86-8DB6-21C84FF692A1</RequestId>
   <Code>200</Code>
   <Success>true</Success>
   <Result>
      <EventPattern>
         <NameList>
            <NameList>Agent_Status_Running</NameList>
         </NameList>
         <LevelList>
            <LevelList>CRITICAL</LevelList>
         </LevelList>
         <Product>CloudMonitor</Product>
      </EventPattern>
      <Description>Default group event rule</Description>
      <EventType>SYSTEM</EventType>
      <State>ENABLED</State>
      <Name>test_DefaultEventRule_7378****</Name>
      <GroupId>3607****</GroupId>
   </Result>
</DescribeEventRuleAttributeResponse>
```

`JSON` format

```
{
    "RequestId": "9AA3F210-C03D-4C86-8DB6-21C84FF692A1",
    "Code": "200",
    "Success": true,
    "Result": {
        "EventPattern": {
            "NameList": {
                "NameList": [
                    "Agent_Status_Running"
                ]
            },
            "LevelList": {
                "LevelList": [
                    "CRITICAL"
                ]
            },
            "Product": "CloudMonitor"
        },
        "Description": "Default group event rule",
        "EventType": "SYSTEM",
        "State": "ENABLED",
        "Name": "test_DefaultEventRule_7378****",
        "GroupId": "3607****"
    }
}
```

## Error codes

For a list of error codes, visit the API Error Center.

# 1.15.4.2. PutEventRuleTargets

Associates resources with a specified event-triggered alert rule or modifies the resources that are associated with the event-triggered alert rule.

## Debugging

OpenAPI Explorer automatically calculates the signature value. For your convenience, we recommend that you call this operation in OpenAPI Explorer. OpenAPI Explorer dynamically generates the sample code of the operation for different SDKs.

## Request parameters

| Parameter | Type | Required | Example | Description |
|---|---|---|---|---|
| Action | String | Yes | PutEventRuleTargets | The operation that you want to perform. Set the value to PutEventRuleTargets. |

| Parameter | Type | Required | Example | Description |
| --- | --- | --- | --- | --- |
| RuleName | String | Yes | testEventRule | The name of the event-triggered alert rule.<br>For information about how to obtain the name of an event-triggered alert rule, see DescribeEventRuleList. |
| FcParameters.N.FunctionName | String | No | fc-test | The name of the function. Valid values of N: 1 to 5. |
| FcParameters.N.Region | String | No | cn-hangzhou | The region where Function Compute is deployed. Valid values of N: 1 to 5. |
| FcParameters.N.ServiceName | String | No | fc-test | The name of the Function Compute service. Valid values of N: 1 to 5. |
| FcParameters.N.Id | String | No | 1 | The ID of the recipient that receives alert notifications. Valid values of N: 1 to 5. |
| ContactParameters.N.ContactGroupName | String | No | ECS_Group | The name of the alert contact group. Valid values of N: 1 to 5. |
| ContactParameters.N.Id | String | No | 2 | The ID of the recipient that receives alert notifications. Valid values of N: 1 to 5. |
| ContactParameters.N.Level | String | No | 3 | The alert notification methods. Valid values of N: 1 to 5. Valid value:<br>• 4: Alert notifications are sent by using DingTalk chatbots and emails. |
| MnsParameters.N.Region | String | No | cn-hangzhou | The region where Message Service (MNS) is deployed. Valid values of N: 1 to 5. |
| MnsParameters.N.Queue | String | No | queue1 | The name of the queue. Valid values of N: 1 to 5. |

| Parameter | Type | Required | Example | Description |
| --- | --- | --- | --- | --- |
| MnsParameters.N.Id | String | No | 3 | The ID of the recipient that receives alert notifications. Valid values of N: 1 to 5. |
| WebhookParameters.N.Protocol | String | No | HTTP | The name of the protocol. Valid values of N: 1 to 5. Valid values:<br>• HTTP<br>• Telnet<br>• Ping |
| WebhookParameters.N.Url | String | No | http://www.aliyun.com | The callback URL. Valid values of N: 1 to 5. |
| WebhookParameters.N.Method | String | No | GET | The HTTP request method. Valid values of N: 1 to 5.<br>Valid values: GET and POST. |
| WebhookParameters.N.Id | String | No | 4 | The ID of the recipient that receives alert notifications. Valid values of N: 1 to 5. |
| SlsParameters.N.LogStore | String | No | testlogstore | The name of the Log Service Logstore. Valid values of N: 1 to 5. |
| SlsParameters.N.Region | String | No | cn-hangzhou | The region where Log Service is deployed. Valid values of N: 1 to 5. |
| SlsParameters.N.Project | String | No | testproject | The name of the Log Service project. Valid values of N: 1 to 5. |
| SlsParameters.N.Id | String | No | 5 | The ID of the recipient that receives alert notifications. Valid values of N: 1 to 5. |
| OpenApiParameters.N.Action | String | No | PutLogs | The name of the API operation. Valid values of N: 1 to 5. |

| Parameter | Type | Required | Example | Description |
| --- | --- | --- | --- | --- |
| OpenApiParameters.N.Arn | String | No | acs:log:cn-hangzhou::project/cms-log-mon***/logstore/cxxxx*** | The Alibaba Cloud Resource Name (ARN) of the resource. Valid values of N: 1 to 5.<br>Format: `arn:acs:${Service}:${Region}:${Account}:${ResourceType}/${ResourceId}`. Fields:<br>• Service: the code of a cloud service<br>• Region: the region ID<br>• Account: the ID of an Alibaba Cloud account<br>• ResourceType: the resource type<br>• ResourceId: the resource ID |
| OpenApiParameters.N.Id | String | No | 3 | The ID of the recipient that receives alert notifications sent by an API callback. Valid values of N: 1 to 5. |
| OpenApiParameters.N.Product | String | No | log | The ID of the cloud service to which the API operation belongs. Valid values of N: 1 to 5. |
| OpenApiParameters.N.Region | String | No | cn-hangzhou | The region where the resource resides. Valid values of N: 1 to 5. |
| OpenApiParameters.N.Role | String | No | MyRole | The name of the role. Valid values of N: 1 to 5. |
| OpenApiParameters.N.Version | String | No | 2019-01-01 | The version of the API. Valid values of N: 1 to 5. |
| OpenApiParameters.N.JsonParams | String | No | {"customField1":"value1","customField2":"$.name"} | The parameters of the alert callback. The parameters are in the JSON format. Valid values of N: 1 to 5. |

For more information about common request parameters, see Common parameters.

## Response parameters

| Parameter | Type | Example | Description |
| --- | --- | --- | --- |
| RequestId | String | 409C64DA-CF14-45DF-B463-471C790DD15A | The ID of the request. |
| Code | String | 200 | The HTTP status code.<br>Note The status code 200 indicates that the call was successful. |
| Success | Boolean | true | Indicates whether the call was successful. Valid values:<br>• true: The call was successful.<br>• false: The call failed. |
| FailedParameterCount | String | 2 | The number of resources that failed to be created or modified. |
| FailedFcParameters | Array of FcParameter | | This parameter is returned if the specified functions in the request failed to be created or modified in Function Compute. |
| FcParameter | | | |
| FunctionName | String | functionTest1 | The name of the function. |
| Id | Integer | 1 | The ID of the recipient. |
| Region | String | cn-hangzhou | The ID of the region. |
| ServiceName | String | serviceTest1 | The name of the Function Compute service. |
| FailedMnsParameters | Array of MnsParameter | | This parameter is returned if the specified queues in the request failed to be created or modified in MNS. |
| MnsParameter | | | |
| Id | Integer | 2 | The ID of the recipient. |
| Queue | String | testQueue | The name of the MNS queue. |

| Parameter | Type | Example | Description |
| --- | --- | --- | --- |
| Region | String | cn-hangzhou | The ID of the region. |
| FailedContactParameters | Array of ContactParameter | | This parameter is returned if the specified alert contact groups in the request failed to be created or modified. |
| ContactParameter | | | |
| ContactGroupName | String | Default alert group | The name of the alert contact group. |
| Id | Integer | 2 | The ID of the recipient. |
| Level | String | 3 | The alert notification methods. Valid value:<br>4: Alert notifications are sent by using DingTalk chatbots and emails. |
| Message | String | The request processing has failed due to some unknown error. | The error message. |

## Examples

### Sample requests

```
http(s)://[Endpoint]/?Action=PutEventRuleTargets
&RuleName=testEventRule
&<Common request parameters>
```

### Sample success responses

`XML` format

```
<DeleteCustomMetricResponse>
    <RequestId>681CC49A-DD28-4D11-B86F-19D3F71E0EAE</RequestId>
    <Code>200</Code>
    <Success>true</Success>
</DeleteCustomMetricResponse>
```

`JSON` format

```
{
 "RequestId": "681CC49A-DD28-4D11-B86F-19D3F71E0EAE",
 "Code": "200",
 "Success": true
}
```

## Error codes

For a list of error codes, visit the API Error Center.

# 1.15.4.3. DeleteEventRuleTargets

Deletes the targets to which alert notifications are sent based on an event-triggered alert rule.

## Debugging

OpenAPI Explorer automatically calculates the signature value. For your convenience, we recommend that you call this operation in OpenAPI Explorer. OpenAPI Explorer dynamically generates the sample code of the operation for different SDKs.

## Request parameters

| Parameter | Type | Required | Example | Description |
|---|---|---|---|---|
| Action | String | Yes | DeleteEventRuleTargets | The operation that you want to perform. Set the value to DeleteEventRuleTargets. |
| Ids.N | RepeatList | Yes | 1 | The ID of the target. Valid values of N: 1 to 20. |
| RuleName | String | Yes | testRule | The name of the event-triggered alert rule. |

## Response parameters

| Parameter | Type | Example | Description |
|---|---|---|---|
| Code | String | 200 | The HTTP status code.<br>**Note** The status code 200 indicates that the call was successful. |
| Message | String | Success | The returned message. |

| Parameter | Type | Example | Description |
| --- | --- | --- | --- |
| RequestId | String | 7ADD7EFB-7555-4EC1-A3D9-F9955C189CCF | The ID of the request. |
| Success | Boolean | true | Indicates whether the call was successful. The value true indicates a success. The value false indicates a failure. |

## Examples

### Sample requests

```
http(s)://[Endpoint]/? Action=DeleteEventRuleTargets
&Ids.1=1
&RuleName=testRule
&<Common request parameters>
```

### Sample success responses

`XML` format

```
<DeleteEventRuleTargetsResponse>
      <RequestId>7ADD7EFB-7555-4EC1-A3D9-F9955C189CCF</RequestId>
      <Success>true</Success>
      <Code>200</Code>
</DeleteEventRuleTargetsResponse>
```

`JSON` format

```
{
  "RequestId": "7ADD7EFB-7555-4EC1-A3D9-F9955C189CCF",
  "Success": true,
  "Code": "200"
}
```

## Error codes

For a list of error codes, visit the API Error Center.

# 1.15.4.4. EnableEventRules

Enables one or more event-triggered alert rules.

## Debugging

OpenAPI Explorer automatically calculates the signature value. For your convenience, we recommend that you call this operation in OpenAPI Explorer. OpenAPI Explorer dynamically generates the sample code of the operation for different SDKs.

## Request parameters

| Parameter | Type | Required | Example | Description |
|---|---|---|---|---|
| Action | String | Yes | EnableEventRules | The operation that you want to perform. Set the value to EnableEventRules. |
| RuleNames.N | RepeatList | Yes | ruleName1 | The name of the event-triggered alert rule. Valid values of N: 1 to 20. |

## Response parameters

| Parameter | Type | Example | Description |
|---|---|---|---|
| Code | String | 200 | The HTTP status code.<br>**Note** The status code 200 indicates that the call was successful. |
| Message | String | success | The returned message. |
| RequestId | String | 20F2896A-6684-4A04-8255-4155B1593C70 | The ID of the request. |
| Success | Boolean | true | Indicates whether the call was successful. The value true indicates a success. The value false indicates a failure. |

## Examples

### Sample requests

```
http(s)://[Endpoint]/? Action=EnableEventRules
&RuleNames.1=ruleName1
&<Common request parameters>
```

### Sample success responses

`XML` format

```
<EnableEventRulesResponse>
      <RequestId>20F2896A-6684-4A04-8255-4155B1593C70</RequestId>
      <Success>true</Success>
      <Code>200</Code>
</EnableEventRulesResponse>
```

`JSON` format

```
{
  "RequestId": "20F2896A-6684-4A04-8255-4155B1593C70",
  "Success": true,
  "Code": "200"
}
```

## Error codes

For a list of error codes, visit the API Error Center.

# 1.15.4.5. DescribeEventRuleList

Queries event-triggered alert rules.

## Debugging

OpenAPI Explorer automatically calculates the signature value. For your convenience, we recommend that you call this operation in OpenAPI Explorer. OpenAPI Explorer dynamically generates the sample code of the operation for different SDKs.

## Request parameters

| Parameter | Type | Required | Example | Description |
|---|---|---|---|---|
| Action | String | Yes | DescribeEventRuleList | The operation that you want to perform. Set the value to DescribeEventRuleList. |
| NamePrefix | String | No | test | The prefix in the name of the event-triggered alert rule. |
| PageNumber | String | No | 1 | The number of the page to return.<br>Pages start from page 1. Default value: 1. |
| PageSize | String | No | 10 | The number of entries to return on each page.<br>A minimum of one entry can be returned on each page. Default value: 10. |
| GroupId | String | No | 7378**** | The ID of the application group. |

## Response parameters

| Parameter | Type | Example | Description |
| --- | --- | --- | --- |
| Code | String | 200 | The HTTP status code.<br>**Note** The status code 200 indicates that the call was successful. |
| EventRules | Array of EventRule | | The event-triggered alert rules. |
| EventRule | | | |
| Description | String | Default group event rule. | The description of the event-triggered alert rule. |
| EventPattern | Array of EventPattern | | The mode of the event-triggered alert rule. |
| EventPattern | | | |
| CustomFilters | String | ECS123 | The custom filter condition. If an event contains a specified keyword, the event triggers an alert. |
| EventTypeList | List | * | The type of the event-triggered alert rule.<br>`*` indicates all types of alert rules. |
| KeywordFilter | Struct | | The filter keyword. |
| Keywords | List | VMException | The keywords that are used to match events. |
| Relation | String | OR | The relationship between multiple keywords in a condition. Valid values:<br>• OR: The relationship between keywords is OR.<br>• NOT: The keyword is excluded. The value NOT indicates that all events that do not contain the keywords are matched. |

| Parameter | Type | Example | Description |
| --- | --- | --- | --- |
| LevelList | List | CRITICAL | The level of the event. Valid values:<br>• CRITICAL: critical<br>• WARN: warning<br>• INFO: information |
| NameList | List | ["Agent_Status_Stopped"] | The list of event names. |
| Product | String | CloudMonitor | The abbreviation of the service name. |
| SQLFilter | String | yccccluster1 and (i-23ij0o82612 or Executed1) or Asimulated not 222 | Indicates that logs are filtered based on the specified SQL statement. If the specified conditions are met, an alert is triggered. |
| EventType | String | SYSTEM | The type of the event. Valid values:<br>• SYSTEM: system event<br>• CUSTOM: custom event |
| GroupId | String | 7378**** | The ID of the application group. |
| Name | String | test_DefaultEventRule_7378**** | The name of the event-triggered alert rule. |
| SilenceTime | Long | 86400 | The mute period during which new alerts are not sent even if the trigger conditions are met. |
| State | String | ENABLED | The status of the event-triggered alert rule. Valid values:<br>• ENABLED: enabled<br>• DISABLED: disabled |
| Message | String | User not authorized to operate on the specified resource. | The error message. |
| RequestId | String | D0E6D82B-16B5-422A-8136-EE5BDC01E415 | The ID of the request. |

| Parameter | Type | Example | Description |
| --- | --- | --- | --- |
| Success | Boolean | true | Indicates whether the call was successful. Valid values:<br>• true: The call was successful.<br>• false: The call failed. |
| Total | Integer | 21 | The total number of returned entries. |

## Examples

### Sample requests

```
http(s)://[Endpoint]/?Action=DescribeEventRuleList
&<Common request parameters>
```

### Sample success responses

`XML` format

```
<DescribeEventRuleListResponse>
   <RequestId>C8308712-6E7A-4FA0-82AC-80D018DAD168</RequestId>
   <Total>3</Total>
   <EventRules>
      <EventRule>
         <EventPattern>
            <NameList>
               <NameList>*</NameList>
            </NameList>
            <LevelList>
               <LevelList>CRITICAL</LevelList>
            </LevelList>
            <EventTypeList>
               <EventTypeList>*</EventTypeList>
            </EventTypeList>
            <Product>CloudMonitor</Product>
         </EventPattern>
         <EventType>SYSTEM</EventType>
         <State>ENABLED</State>
         <Name>test123</Name>
      </EventRule>
      <EventRule>
         <EventPattern>
            <NameList>
               <NameList>*</NameList>
            </NameList>
            <LevelList>
               <LevelList>CRITICAL</LevelList>
               <LevelList>WARN</LevelList>
            </LevelList>
            <Product>*</Product>
```

```
        </EventPattern>
        <Description>Default group event rule.</Description>
        <EventType>SYSTEM</EventType>
        <State>ENABLED</State>
        <Name>test_DefaultEventRule_7378****</Name>
        <GroupId>7378****</GroupId>
      </EventRule>
      <EventRule>
        <EventPattern>
          <NameList>
            <NameList>*</NameList>
          </NameList>
          <LevelList>
            <LevelList>CRITICAL</LevelList>
            <LevelList>WARN</LevelList>
          </LevelList>
          <Product>*</Product>
        </EventPattern>
        <Description>Default group event rule.</Description>
        <EventType>SYSTEM</EventType>
        <State>ENABLED</State>
        <Name>test123_DefaultEventRule_7301****</Name>
        <GroupId>7301****</GroupId>
      </EventRule>
    </EventRules>
    <Code>200</Code>
    <Success>true</Success>
</DescribeEventRuleListResponse>
```

`JSON` format

```
{
 "RequestId": "C8308712-6E7A-4FA0-82AC-80D018DAD168",
 "Total": 3,
 "EventRules": {
  "EventRule": [
   {
    "EventPattern": {
     "NameList": {
      "NameList": [
       "*"
      ]
     },
     "LevelList": {
      "LevelList": [
       "CRITICAL"
      ]
     },
     "EventTypeList": {
      "EventTypeList": [
       "*"
      ]
     },
     "Product": "CloudMonitor"
```

```
      },
      "EventType": "SYSTEM",
      "State": "ENABLED",
      "Name": "test123"
    },
    {
      "EventPattern": {
        "NameList": {
          "NameList": [
            "*"
          ]
        },
        "LevelList": {
          "LevelList": [
            "CRITICAL",
            "WARN"
          ]
        },
        "Product": "*"
      },
      "Description": "Default group event rule.",
      "EventType": "SYSTEM",
      "State": "ENABLED",
      "Name": "test_DefaultEventRule_7378****",
      "GroupId": "7378****"
    },
    {
      "EventPattern": {
        "NameList": {
          "NameList": [
            "*"
          ]
        },
        "LevelList": {
          "LevelList": [
            "CRITICAL",
            "WARN"
          ]
        },
        "Product": "*"
      },
      "Description": "Default group event rule.",
      "EventType": "SYSTEM",
      "State": "ENABLED",
      "Name": "test123_DefaultEventRule_7301****",
      "GroupId": "7301****"
    }
  ]
},
"Code": "200",
"Success": true
}
```

## Error codes

| HttpCode | Error code | Error message | Description |
|---|---|---|---|
| 404 | ResourceNotFound | The specified resource is not found. | The error message returned because the specified resource is not found. |

For a list of error codes, visit the API Error Center.

# 1.15.4.6. DeleteEventRules

Deletes one or more event-triggered alert rules.

## Debugging

OpenAPI Explorer automatically calculates the signature value. For your convenience, we recommend that you call this operation in OpenAPI Explorer. OpenAPI Explorer dynamically generates the sample code of the operation for different SDKs.

## Request parameters

| Parameter | Type | Required | Example | Description |
|---|---|---|---|---|
| Action | String | Yes | DeleteEventRules | The operation that you want to perform. Set the value to DeleteEventRules. |
| RuleNames.N | RepeatList | Yes | rule1 | The name of the event-triggered alert rule. Valid values of N: 1 to 20. |

## Response parameters

| Parameter | Type | Example | Description |
|---|---|---|---|
| Code | String | 200 | The HTTP status code.<br>**Note** The status code 200 indicates that the call was successful. |
| Message | String | success | The returned message. |
| RequestId | String | E5A72B5B-4F44-438C-B68A-147FD5DC53A8 | The ID of the request. |

| Parameter | Type | Example | Description |
| --- | --- | --- | --- |
| Success | Boolean | true | Indicates whether the call was successful. The value true indicates a success. The value false indicates a failure. |

## Examples

### Sample requests

```
http(s)://[Endpoint]/? Action=DeleteEventRules
&RuleNames.1=rule1
&<Common request parameters>
```

### Sample success responses

`XML` format

```
<DeleteEventRulesResponse>
      <RequestId>E5A72B5B-4F44-438C-B68A-147FD5DC53A8</RequestId>
      <Success>true</Success>
      <Code>200</Code>
</DeleteEventRulesResponse>
```

`JSON` format

```
{
  "RequestId": "E5A72B5B-4F44-438C-B68A-147FD5DC53A8",
  "Success": true,
  "Code": "200"
}
```

## Error codes

For a list of error codes, visit the API Error Center.

# 1.15.4.7. DisableEventRules

Disables one or more event-triggered alert rules.

## Debugging

OpenAPI Explorer automatically calculates the signature value. For your convenience, we recommend that you call this operation in OpenAPI Explorer. OpenAPI Explorer dynamically generates the sample code of the operation for different SDKs.

## Request parameters

| Parameter | Type | Required | Example | Description |
| --- | --- | --- | --- | --- |

| Parameter | Type | Required | Example | Description |
|---|---|---|---|---|
| Action | String | Yes | DisableEventRules | The operation that you want to perform. Set the value to DisableEventRules. |
| RuleNames.N | RepeatList | Yes | ruleName1 | The name of the event-triggered alert rule. Valid values of N: 1 to 20. |

## Response parameters

| Parameter | Type | Example | Description |
|---|---|---|---|
| Code | String | 200 | The HTTP status code.<br>**Note** The status code 200 indicates that the call was successful. |
| Message | String | success | The returned message. |
| RequestId | String | 3FD0E8B5-F132-4F4E-A081-2878AF378B12 | The ID of the request. |
| Success | Boolean | true | Indicates whether the call was successful. The value true indicates a success. The value false indicates a failure. |

## Examples

### Sample requests

```
http(s)://[Endpoint]/? Action=DisableEventRules
&RuleNames.1=ruleName1
&<Common request parameters>
```

### Sample success responses

`XML` format

```
<DisableEventRulesResponse>
      <RequestId>3FD0E8B5-F132-4F4E-A081-2878AF378B12</RequestId>
      <Success>true</Success>
      <Code>200</Code>
</DisableEventRulesResponse>
```

`JSON` format

```
{
  "RequestId": "3FD0E8B5-F132-4F4E-A081-2878AF378B12",
  "Success": true,
  "Code": "200"
}
```

## Error codes

For a list of error codes, visit the API Error Center.

# 1.15.4.8. PutEventRule

Creates or modifies an event-triggered alert rule.

If the specified rule name does not exist, an event-triggered alert rule is created. If the specified rule name exists, the specified event-triggered alert rule is modified.

In this example, the `myRuleName` alert rule is created for the `ecs` cloud service.

## Debugging

OpenAPI Explorer automatically calculates the signature value. For your convenience, we recommend that you call this operation in OpenAPI Explorer. OpenAPI Explorer dynamically generates the sample code of the operation for different SDKs.

## Request parameters

| Parameter | Type | Required | Example | Description |
|---|---|---|---|---|
| Action | String | Yes | PutEventRule | The operation that you want to perform. Set the value to PutEventRule. |
| EventPattern.N.Product | String | Yes | ecs | The type of the cloud service. Valid values of N: 1 to 50.<br>**Note** You can call the DescribeSystemEventMetaList operation to query the cloud services that support event-triggered alerts. For more information, see DescribeSystemEventMetaList. |
| | String | Yes | myRuleName | The name of the event-triggered alert rule. |
| GroupId | String | No | 7378**** | The ID of the application group to which the event-triggered alert rule belongs. |

| Parameter | Type | Required | Example | Description |
| --- | --- | --- | --- | --- |
| EventType | String | No | SYSTEM | The type of the event-triggered alert rule. Valid values:<br>• SYSTEM: system event-triggered alert rule<br>• CUSTOM: custom event-triggered alert rule |
| Description | String | No | Event alert test | The description of the event-triggered alert rule. |
| State | String | No | ENABLED | The status of the event-triggered alert rule. Valid values:<br>• ENABLED: enabled<br>• DISABLED: disabled |
| | Long | No | | The mute period during which new alerts are not sent even if the trigger conditions are met. Unit: seconds. |
| EventPattern.N.EventTypeList.N | RepeatList | No | Exception | The type of the event-triggered alert rule. Valid values of N: 1 to 50. Valid values:<br>• StatusNotification: fault notifications<br>• Exception: exceptions<br>• Maintenance: O&M<br>• *: all types |
| EventPattern.N.StatusList.N | RepeatList | No | Failed | The status of the event-triggered alert rule. Valid values of N: 1 to 50. |
| EventPattern.N.LevelList.N | RepeatList | No | CRITICAL | The level of the event-triggered alert rule. Valid values of N: 1 to 50. Valid values:<br>• CRITICAL: critical<br>• WARN: warning<br>• INFO: information<br>• *: all levels |
| EventPattern.N.NameList.N | RepeatList | No | Agent_Status_Stopped | The name of the event-triggered alert rule. Valid values of N: 1 to 50. |

| Parameter | Type | Required | Example | Description |
| --- | --- | --- | --- | --- |
| EventPattern.N.CustomFilters | String | No | Stopping | The keyword that is used to filter events. If the content of an event contains the specified keyword, an alert is automatically triggered. |
| EventPattern.N.SQLFilter | String | No | 192.168.XX.XX and Executed | The SQL condition that is used to filter events. If the content of an event meets the specified SQL condition, an alert is automatically triggered.<br>**Note** The syntax of SQL event filtering is consistent with the query syntax of Log Service. |

For more information about common request parameters, see Common parameters.

## Response parameters

| Parameter | Type | Example | Description |
| --- | --- | --- | --- |
| RequestId | String | 0B47C47B-E68A-4429-BB23-370E91889C7D | The ID of the request. |
| Code | String | 200 | The HTTP status code.<br>**Note** The status code 200 indicates that the call is successful. |
| Success | Boolean | true | Indicates whether the call is successful. Valid values:<br>• true: The call is successful.<br>• false: The call fails. |
| Data | String | 1 | The number of event-triggered alert rules that were created or modified. |
| Message | String | The Request is not authorization. | The error message. |

## Examples

Sample requests

```
http(s)://[Endpoint]/?Action=PutEventRule
&EventPattern.1.Product=ecs
&RuleName=myRuleName
&<Common request parameters>
```

Sample success responses

`XML` format

```
<PutEventRuleResponse>
    <RequestId>0B47C47B-E68A-4429-BB23-370E91889C7D</RequestId>
    <Data>1</Data>
    <Code>200</Code>
    <Success>true</Success>
</PutEventRuleResponse>
```

`JSON` format

```
{
 "RequestId": "0B47C47B-E68A-4429-BB23-370E91889C7D",
 "Data": "1",
 "Code": "200",
 "Success": true
}
```

## Error codes

For a list of error codes, visit the API Error Center.

# 1.15.4.9. DescribeEventRuleTargetList

Queries the details of an event-triggered alert rule.

This topic provides an example on how to query the details of an event-triggered alert rule. In this example, an event-triggered alert rule named `testRule` is used.

## Debugging

OpenAPI Explorer automatically calculates the signature value. For your convenience, we recommend that you call this operation in OpenAPI Explorer. OpenAPI Explorer dynamically generates the sample code of the operation for different SDKs.

## Request parameters

| Parameter | Type | Required | Example | Description |
|---|---|---|---|---|
| Action | String | Yes | DescribeEventRuleTargetList | The operation that you want to perform. Set the value to DescribeEventRuleTargetList. |

| Parameter | Type | Required | Example | Description |
| --- | --- | --- | --- | --- |
| RuleName | String | Yes | testRule | The name of the event-triggered alert rule. |

For more information about common request parameters, see Common parameters.

## Response parameters

| Parameter | Type | Example | Description |
| --- | --- | --- | --- |
| Message | String | User not authorized to operate on the specified resource. | The error message. |
| RequestId | String | 87170bc7-e28a-4c93-b9bf-90a1dbe84736 | The ID of the request. |
| Code | String | 200 | The HTTP status code.<br>**Note** The status code 200 indicates that the call was successful. |
| MnsParameters | Array of MnsParameter | | The information about the recipients in Message Service (MNS). |
| MnsParameter | | | |
| Arn | String | acs:log:cn-hangzhou::project/cms-log-mon****/logstore/test**** | The Alibaba Cloud Resource Name (ARN) of the MNS queue. Format: `arn:acs:${Service}:${Region}:${Account}:${ResourceType}/${ResourceId}`. Fields:<br>• Service: the code of an Alibaba Cloud service<br>• Region: the region ID<br>• Account: the ID of an Alibaba Cloud account<br>• ResourceType: the resource type<br>• ResourceId: the resource ID |
| Id | String | 2 | The ID of the recipient. |

| Parameter | Type | Example | Description |
| --- | --- | --- | --- |
| Queue | String | testQueue | The name of the MNS queue. |
| Region | String | cn-hangzhou | The region where MNS is deployed. |
| ContactParameters | Array of ContactParameter | | The information about the recipients if alert notifications are sent to alert contacts of an alert contact group. |
| ContactParameter | | | |
| ContactGroupName | String | Default alert contact group | The name of the alert contact group. |
| Id | String | 1 | The ID of the recipient. |
| Level | String | 3 | The alert notification methods. Valid values:<br>4: Alert notifications are sent by using DingTalk chatbots and emails. |
| FcParameters | Array of FCParameter | | The information about the recipients in Function Compute. |
| FCParameter | | | |
| Arn | String | acs:log:cn-hangzhou::project/cms-log-mon***/logstore/cxxxx*** | The ARN of the function.<br>Format: `arn:acs:${Service}:${Region}:${Account}:${ResourceType}/${ResourceId}`.<br>Fields:<br>• Service: the code of an Alibaba Cloud service<br>• Region: the region ID<br>• Account: the ID of an Alibaba Cloud account<br>• ResourceType: the resource type<br>• ResourceId: the resource ID |
| FunctionName | String | fcTest1 | The name of the function. |
| Id | String | 3 | The ID of the recipient. |

| Parameter | Type | Example | Description |
| --- | --- | --- | --- |
| Region | String | cn-qingdao | The region where Function Compute is deployed. |
| ServiceName | String | service1 | The name of the Function Compute service. |
| SlsParameters | Array of SlsParameter | | The information about the recipients in Log Service. |
| SlsParameter | | | |
| Arn | String | acs:log:cn-hangzhou::project/cms-log-mo****/logstore/c*** | The ARN of the Log Service Logstore.<br>Format: `arn:acs:${Service}:${Region}:${Account}:${ResourceType}/${ResourceId}`.<br>Fields:<br>• Service: the code of an Alibaba Cloud service<br>• Region: the region ID<br>• Account: the ID of an Alibaba Cloud account<br>• ResourceType: the resource type<br>• ResourceId: the resource ID |
| Id | String | 4 | The ID of the recipient. |
| LogStore | String | logstore_test | The name of the Logstore. |
| Project | String | project_test | The name of the project. |
| Region | String | cn-hangzhou | The ID of the region where the Log Service project resides. |
| WebhookParameters | Array of WebhookParameter | | The information about the recipients if alert notifications are sent by sending a request to a callback URL. |
| WebhookParameter | | | |
| Id | String | 5 | The ID of the recipient. |

| Parameter | Type | Example | Description |
| --- | --- | --- | --- |
| Method | String | GET | The HTTP request method. Valid values: GET and POST. |
| Protocol | String | HTTP | The protocol type. |
| Url | String | http://www.aliyun.com | The callback URL. |
| OpenApiParameters | Array of OpenApiParameters | | The information about the recipients in OpenAPI Explorer. |
| OpenApiParameters | | | |
| Action | String | PutLogs | The name of the API operation. |
| Arn | String | acs:log:cn-hangzhou::project/cms-log-mon***/logstore/cxxxx*** | The ARN of the API operation.<br>Format: `arn:acs:${Service}:${Region}:${Account}:${ResourceType}/${ResourceId}`.<br>Fields:<br>• Service: the code of an Alibaba Cloud service<br>• Region: the region ID<br>• Account: the ID of an Alibaba Cloud account<br>• ResourceType: the resource type<br>• ResourceId: the resource ID |
| Id | String | 3 | The ID of the recipient. |
| Product | String | log | The ID of the cloud service to which the API operation belongs. |
| Region | String | cn-hangzhou | The region where the resource resides. |
| Role | String | MyRole | The name of the role. |
| Version | String | 2019-01-01 | The version of the API. |

## Examples

### Sample requests

```
http(s)://[Endpoint]/?Action=DescribeEventRuleTargetList
&RuleName=testRule
&<Common request parameters>
```

### Sample success responses

`XML` format

```
<DescribeEventRuleTargetListResponse>
    <RequestId>87170bc7-e28a-4c93-b9bf-90a1dbe84736</RequestId>
    <ContactParameters>
       <ContactParameter>
          <ContactGroupName>Default alert contact group</ContactGroupName>
          <Level>3</Level>
          <Id>1</Id>
       </ContactParameter>
    </ContactParameters>
    <SlsParameters>
       <SlsParameter>
          <Project>project_test</Project>
          <LogStore>logstore_test</LogStore>
          <Region>cn-hangzhou</Region>
          <Arn>acs:log:cn-hangzhou::project/cms-log-mon***/logstore/cxxxx***</Arn>
          <Id>2</Id>
       </SlsParameter>
    </SlsParameters>
    <Code>200</Code>
</DescribeEventRuleTargetListResponse>
```

`JSON` format

```
{
    "RequestId":"87170bc7-e28a-4c93-b9bf-90a1dbe84736",
    "ContactParameters":{
        "ContactParameter":[
            {
                "ContactGroupName":"Default alert contact group",
                "Level":"3",
                "Id":"1"
            }
        ]
    },
    "SlsParameters":{
        "SlsParameter":[
            {
                "Project":"project_test",
                "LogStore":"logstore_test",
                "Region":"cn-hangzhou",
                "Arn":"acs:log:cn-hangzhou::project/cms-log-mo****/logstore/c***",
                "Id":"2"
            }]
    },
    "Code":"200"
}
```

## Error codes

For a list of error codes, visit the API Error Center.

# 1.15.4.10. PutCustomEventRule

Creates an alert rule for a custom event.

Before you call this operation, call the PutCustomEvent operation to report the monitoring data of the custom event. For more information, see PutCustomEvent.

## Debugging

OpenAPI Explorer automatically calculates the signature value. For your convenience, we recommend that you call this operation in OpenAPI Explorer. OpenAPI Explorer dynamically generates the sample code of the operation for different SDKs.

## Request parameters

| Parameter | Type | Required | Example | Description |
|---|---|---|---|---|
| Action | String | Yes | PutCustomEventRule | The operation that you want to perform. Set the value to PutCustomEventRule. |

| Parameter | Type | Required | Example | Description |
| --- | --- | --- | --- | --- |
| ContactGroups | String | Yes | ECS_Group | The alert contact group that receives alert notifications. Separate multiple contact groups with commas (,). |
| EventName | String | Yes | HostDown | The name of the custom event. For more information about how to obtain the event name, see DescribeCustomEventAttribute. |
| GroupId | String | Yes | 7378**** | The ID of the application group. For more information about how to obtain the group ID, see DescribeCustomEventAttribute.<br>**Note** The value 0 indicates that the reported custom event does not belong to any application Group. |
| Level | String | Yes | CRITICAL | The level of the alert. Valid values:<br>• CRITICAL: critical issue<br>• WARN: warning<br>• INFO: information |
| RuleId | String | Yes | CustomRuleId1 | The ID of the alert rule.<br>**Note** You can specify an existing ID to modify the corresponding alert rule or specify a new ID to create an alert rule. |
| RuleName | String | Yes | CustomeRule | The name of the alert rule. |
| Threshold | String | Yes | 99 | The alert threshold. |
| Webhook | String | No | https://www.aliyun.com | The callback URL to which a POST request is sent when an alert is triggered based on the alert rule. |

| Parameter | Type | Required | Example | Description |
| --- | --- | --- | --- | --- |
| EffectiveInterval | String | No | 00:00-23:59 | The time period during which the alert rule is effective. Valid values: 00:00 to 23:59. |
| Period | String | No | 60 | The cycle that is used to aggregate monitoring data of the custom event. Unit: seconds. Set the value to an integral multiple of 60. Default value: 300. |
| EmailSubject | String | No | ECS instance | The subject of the alert notification email. |

## Response parameters

| Parameter | Type | Example | Description |
| --- | --- | --- | --- |
| Code | String | 200 | The HTTP status code.<br>**Note** The value 200 indicates that the call was successful. |
| Message | String | The request has failed due to a temporary failure of the server. | The error message. |
| RequestId | String | AD5DCD82-BD1C-405F-BAED-32302DE9F498 | The ID of the request. |
| Success | Boolean | true | Indicates whether the call was successful. Valid values:<br>• true: The call was successful.<br>• false: The call failed. |

## Examples

Sample request

```
http(s)://[Endpoint]/? Action=PutCustomEventRule
&ContactGroups=ECS_Group
&EventName=HostDown
&GroupId=7378****
&Level=CRITICAL
&RuleId=CustomRuleId1
&RuleName=CustomeRule
&Threshold=99
&<Common request parameters>
```

Sample success responses

`XML` format

```
<PutCustomEventRuleResponse>
   <RequestId>AD5DCD82-BD1C-405F-BAED-32302DE9F498</RequestId>
   <Code>200</Code>
   <Success>true</Success>
</PutCustomEventRuleResponse>
```

`JSON` format

```
{
 "RequestId": "AD5DCD82-BD1C-405F-BAED-32302DE9F498",
 "Code": "200",
 "Success": true
}
```

## Error codes

For a list of error codes, visit the API Error Center.

# 1.15.5. Alert contacts

## 1.15.5.1. DescribeContactListByContactGroup

Queries the alert contacts in an alert group.

## Debugging

OpenAPI Explorer automatically calculates the signature value. For your convenience, we recommend that you call this operation in OpenAPI Explorer. OpenAPI Explorer dynamically generates the sample code of the operation for different SDKs.

## Request parameters

| Parameter | Type | Required | Example | Description |
|---|---|---|---|---|

| Parameter | Type | Required | Example | Description |
| --- | --- | --- | --- | --- |
| Action | String | Yes | DescribeContactListByContactGroup | The operation that you want to perform. Set the value to DescribeContactListByContactGroup. |
| ContactGroupName | String | Yes | CloudMonitor | The name of the alert group. |

## Response parameters

| Parameter | Type | Example | Description |
| --- | --- | --- | --- |
| Code | String | 200 | The HTTP status code.<br>**Note** The status code 200 indicates that the call was successful. |
| Contacts | Array of Contact | | The alert group. |
| Contact | | | |
| Channels | Struct | | The alert notification targets. |
| AliIM | String | Alice | The TradeManager ID of the alert contact.<br>**Note** This parameter can be returned only on the China site (aliyun.com). |
| DingWebHook | String | https://oapi.dingtalk.com/robot/send?access_token=9bf44f8189597d07dfdd7a123455ffc112**** | The webhook URL of the DingTalk chatbot. |
| Mail | String | alice@example.com | The email address of the alert contact. |
| SMS | String | 1333333**** | The phone number of the alert contact.<br>**Note** This parameter can be returned only on the China site (aliyun.com). |

| Parameter | Type | Example | Description |
| --- | --- | --- | --- |
| CreateTime | Long | 1552314252000 | The time when the alert contact was created. |
| Desc | String | ECS | The description of the alert contact. |
| Name | String | Alice | The name of the alert contact. |
| UpdateTime | Long | 1552314252000 | The time when the alert contact was modified. |
| Message | String | The group is not exists. | The error message. |
| RequestId | String | 06D5ECC2-B9BE-42A4-8FA3-1A610FB08B83 | The ID of the request. |
| Success | Boolean | true | Indicates whether the call was successful. Valid values:<br>• true: The call was successful.<br>• false: The call failed. |

## Examples

### Sample requests

```
http(s)://[Endpoint]/? Action=DescribeContactListByContactGroup
&ContactGroupName=CloudMonitor
&<Common request parameters>
```

### Sample success responses

`XML` format

```
<DescribeContactListByContactGroupResponse>
   <RequestId>96B41DE5-6DC9-4FAF-A790-3D4AA17C1F09</RequestId>
   <Contacts>
      <Contact>
         <Desc></Desc>
         <CreateTime>1604024233000</CreateTime>
         <UpdateTime>1604024233000</UpdateTime>
         <Channels>
            <SMS></SMS>
         </Channels>
         <Name>Alice</Name>
      </Contact>
   </Contacts>
   <Code>200</Code>
   <Success>true</Success>
</DescribeContactListByContactGroupResponse>
```

`JSON` format

```
{
  "RequestId": "96B41DE5-6DC9-4FAF-A790-3D4AA17C1F09",
  "Contacts": {
    "Contact": [
      {
        "Desc": "",
        "CreateTime": 1604024233000,
        "UpdateTime": 1604024233000,
        "Channels": {
          "SMS": ""
        },
        "Name": "Alice"
      }
    ]
  },
  "Code": "200",
  "Success": true
}
```

## Error codes

For a list of error codes, visit the API Error Center.

# 1.15.5.2. DeleteContactGroup

Deletes an alert group.

## Debugging

OpenAPI Explorer automatically calculates the signature value. For your convenience, we recommend that you call this operation in OpenAPI Explorer. OpenAPI Explorer dynamically generates the sample code of the operation for different SDKs.

## Request parameters

| Parameter | Type | Required | Example | Description |
|---|---|---|---|---|
| Action | String | Yes | DeleteContactGroup | The operation that you want to perform. Set the value to DeleteContactGroup. |
| ContactGroupName | String | Yes | My alert group | The name of the alert group. |

## Response parameters

| Parameter | Type | Example | Description |
|---|---|---|---|
| Code | String | 200 | The HTTP status code.<br>**Note** The status code 200 indicates that the call was successful. |
| Message | String | success | The returned message. |
| RequestId | String | F722BE59-2400-4A64-9C1A-AD886AED9A69 | The ID of the request. |
| Success | Boolean | true | Indicates whether the call was successful. The value true indicates a success. The value false indicates a failure. |

## Examples

### Sample requests

```
http(s)://[Endpoint]/? Action=DeleteContactGroup
&ContactGroupName=My alert group
&<Common request parameters>
```

### Sample success responses

`XML` format

```
<DeleteContactGroupResponse>
      <RequestId>F722BE59-2400-4A64-9C1A-AD886AED9A69</RequestId>
      <Success>true</Success>
      <Code>200</Code>
</DeleteContactGroupResponse>
```

`JSON` format

```
{
  "RequestId": "F722BE59-2400-4A64-9C1A-AD886AED9A69",
  "Success": true,
  "Code": "200"
}
```

## Error codes

For a list of error codes, visit the API Error Center.

# 1.15.5.3. DescribeContactGroupList

Queries alert groups.

## Debugging

OpenAPI Explorer automatically calculates the signature value. For your convenience, we recommend that you call this operation in OpenAPI Explorer. OpenAPI Explorer dynamically generates the sample code of the operation for different SDKs.

## Request parameters

| Parameter | Type | Required | Example | Description |
|---|---|---|---|---|
| Action | String | Yes | DescribeContactGroupList | The operation that you want to perform. Set the value to DescribeContactGroupList. |
| PageSize | Integer | No | 1 | The number of entries to return on each page. |
| PageNumber | Integer | No | 10 | The number of the page to return. |

## Response parameters

| Parameter | Type | Example | Description |
|---|---|---|---|
| Code | String | 200 | The HTTP status code.<br>**Note** The status code 200 indicates that the call was successful. |
| ContactGroupList | Array of ContactGroup | N/A | The information about alert groups that were queried. |

| Parameter | Type | Example | Description |
| --- | --- | --- | --- |
| ContactGroup | N/A | N/A | N/A |
| Contacts | List | Jimmy | The alert contacts in the alert group. |
| CreateTime | Long | 1507070598000 | The time when the alert group was created. This value is a UNIX timestamp that represents the number of milliseconds that have elapsed since January 1, 1970, 00:00:00 UTC. |
| Describe | String | PE alert group | The description of the alert group. |
| EnableSubscribed | Boolean | true | Indicates whether the alert group subscribes to weekly reports. Valid values:<br>• true: The alert group subscribes to weekly reports.<br>• false: The alert group does not subscribe to weekly reports. |
| EnabledWeeklyReport | Boolean | true | Indicates whether the alert group can subscribe to weekly reports. Valid values:<br>• true: The alert group can subscribe to weekly reports.<br>• false: The alert group cannot subscribe to weekly reports.<br>**Note** The weekly report subscription feature is only available for Alibaba Cloud accounts with more than five Elastic Compute Service (ECS) instances. |
| Name | String | Contact1 | The name of the alert group. |
| UpdateTime | Long | 1589447759000 | The time when the alert group was modified. This value is a UNIX timestamp that represents the number of milliseconds that have elapsed since January 1, 1970, 00:00:00 UTC. |
| ContactGroups | List | { "ContactGroup": [ "ECS_Group", "Jim" ] } | The names of alert groups. |

| Parameter | Type | Example | Description |
| --- | --- | --- | --- |
| Message | String | The Request is not authorization. | The returned message. |
| RequestId | String | 916EE694-03C2-47B6-85EE-5054E3C168D3 | The ID of the request. |
| Success | Boolean | true | Indicates whether the call was successful. Valid values:<br>• true: The call was successful.<br>• false: The call failed. |
| Total | Integer | 22 | The total number of the returned entries. |

## Examples

### Sample requests

```
http(s)://[Endpoint]/? Action=DescribeContactGroupList
&<Common request parameters>
```

### Sample success responses

`XML` format

```
<DescribeContactGroupListResponse>
          <ContactGroupList>
                <ContactGroup>
                      <Describe></Describe>
                      <Contacts>
                            <Contact>Jimmy</Contact>
                      </Contacts>
                      <CreateTime>1507070598000</CreateTime>
                      <UpdateTime>1589447759000</UpdateTime>
                      <EnabledWeeklyReport>true</EnabledWeeklyReport>
                      <EnableSubscribed>false</EnableSubscribed>
                      <Name>Contact1</Name>
                </ContactGroup>
          </ContactGroupList>
          <ContactGroups>
                <ContactGroup>MyContactGroup1</ContactGroup>
          </ContactGroups>
          <RequestId>38516F54-0364-479E-AFCB-E856A4FFB67E</RequestId>
          <Total>1</Total>
          <Code>200</Code>
          <Success>true</Success>
</DescribeContactGroupListResponse>
```

`JSON` format

```
{
    "ContactGroupList": {
        "ContactGroup": [
            {
                "Describe": "",
                "Contacts": {
                    "Contact": [
                        "Jimmy"
                    ]
                },
                "CreateTime": 1507070598000,
                "UpdateTime": 1589447759000,
                "EnabledWeeklyReport": true,
                "EnableSubscribed": false,
                "Name": "Contact1"
            }
        ]
    },
    "ContactGroups": {
        "ContactGroup": [
            "MyContactGroup1"
        ]
    },
    "RequestId": "38516F54-0364-479E-AFCB-E856A4FFB67E",
    "Total": 1,
    "Code": "200",
    "Success": true
}
```

## Error codes

For a list of error codes, visit the API Error Center.

# 1.15.5.4. PutContact

Creates or modifies an alert contact.

## Debugging

OpenAPI Explorer automatically calculates the signature value. For your convenience, we recommend that you call this operation in OpenAPI Explorer. OpenAPI Explorer dynamically generates the sample code of the operation for different SDKs.

## Request parameters

| Parameter | Type | Required | Example | Description |
|---|---|---|---|---|
| Action | String | Yes | PutContact | The operation that you want to perform. Set the value to PutContact. |

| Parameter | Type | Required | Example | Description |
| --- | --- | --- | --- | --- |
| ContactName | String | Yes | Alice | The name of the alert contact. |
| Describe | String | Yes | ECS_Instance | The description of the alert contact. |
| Channels.SMS | String | No | 1333333**** | The phone number of the alert contact. After you add or modify a phone number, the recipient receives a text message that contains an activation link. The system adds the recipient to the list of alert contacts only after the recipient activates the phone number.<br>Specify at least one of the following alert notification targets: email address or webhook URL of the DingTalk chatbot. |
| Channels.Mail | String | No | test@aliyun.com | The email address of the alert contact. After you add or modify an email address, the recipient receives an email that contains an activation link. The system adds the recipient to the list of alert contacts only after the recipient activates the email address.<br>Specify at least one of the following alert notification targets: email address or webhook URL of the DingTalk chatbot. |
| Channels.DingWebHook | String | No | https://oapi.dingtalk.com/robot/send?access_token=7d49515e8ebf21106a80a9cc4bb3d247771305d52fb15d6201234565**** | The webhook URL of the DingTalk chatbot.<br>Specify at least one of the following alert notification targets: email address or webhook URL of the DingTalk chatbot. |
| Channels.AliIM | String | No | Jim | The TradeManager ID of the alert contact.<br>Specify at least one of the following alert notification targets: email address or webhook URL of the DingTalk chatbot. |

| Parameter | Type | Required | Example | Description |
| --- | --- | --- | --- | --- |
| Lang | String | No | zh-cn | The language in which the alert information is displayed. Valid values:<br>• zh-cn: simplified Chinese<br>• en: English<br>**Note** If you do not specify a value for this parameter, Cloud Monitor identifies the language of the alert information based on the region of your Alibaba Cloud account. |

## Response parameters

| Parameter | Type | Example | Description |
| --- | --- | --- | --- |
| Code | String | 200 | The HTTP status code.<br>**Note** The status code 200 indicates that the call was successful. |
| Message | String | The Request is not authorization. | The returned message. |
| RequestId | String | 181C406E-9DE4-484C-9C61-37AE9A1A12EE | The ID of the request. |
| Success | Boolean | true | Indicates whether the call was successful. Valid values:<br>• true: The call was successful.<br>• false: The call failed. |

## Examples

### Sample requests

```
http(s)://[Endpoint]/?Action=PutContact
&ContactName=Alice
&Describe=ECS_Instance
&<Common request parameters>
```

### Sample success responses

`XML` format

```
<PutContactResponse>
      <Code>200</Code>
      <RequestId>181C406E-9DE4-484C-9C61-37AE9A1A12EE</RequestId>
      <Success>true</Success>
</PutContactResponse>
```

`JSON` format

```
{
  "RequestId": "F7FA82F0-8627-441B-9B2B-8663617F36B9",
  "Success": true,
  "Code": "200"
}
```

## Error codes

For a list of error codes, visit the API Error Center.

# 1.15.5.5. DeleteContact

Deletes an alert contact.

## Debugging

OpenAPI Explorer automatically calculates the signature value. For your convenience, we recommend that you call this operation in OpenAPI Explorer. OpenAPI Explorer dynamically generates the sample code of the operation for different SDKs.

## Request parameters

| Parameter | Type | Required | Example | Description |
|---|---|---|---|---|
| Action | String | Yes | DeleteContact | The operation that you want to perform. Set the value to DeleteContact. |
| ContactName | String | Yes | Zhang San | The name of the alert contact. |

## Response parameters

| Parameter | Type | Example | Description |
|---|---|---|---|
| Code | String | 200 | The HTTP status code.<br>**Note** The status code 200 indicates that the call was successful. |

| Parameter | Type | Example | Description |
| --- | --- | --- | --- |
| Message | String | success | The returned message. |
| RequestId | String | 50D4CFE1-01E5-4543-939C-18BC01E3EC1C | The ID of the request. |
| Success | Boolean | true | Indicates whether the call was successful. The value true indicates a success. The value false indicates a failure. |

## Examples

### Sample requests

```
http(s)://[Endpoint]/? Action=DeleteContact
&ContactName=Zhang San
&<Common request parameters>
```

### Sample success responses

`XML` format

```
<DeleteContactResponse>
      <RequestId>50D4CFE1-01E5-4543-939C-18BC01E3EC1C</RequestId>
      <Success>true</Success>
      <Code>200</Code>
</DeleteContactResponse>
```

`JSON` format

```
{
  "RequestId": "50D4CFE1-01E5-4543-939C-18BC01E3EC1C",
  "Success": true,
  "Code": "200"
}
```

## Error codes

For a list of error codes, visit the API Error Center.

# 1.15.5.6. DescribeContactList

Queries alert contacts.

## Debugging

OpenAPI Explorer automatically calculates the signature value. For your convenience, we recommend that you call this operation in OpenAPI Explorer. OpenAPI Explorer dynamically generates the sample code of the operation for different SDKs.

## Request parameters

| Parameter | Type | Required | Example | Description |
|---|---|---|---|---|
| Action | String | Yes | DescribeContactList | The operation that you want to perform. Set the value to DescribeContactList. |
| PageSize | Integer | No | 10 | The number of entries to return on each page. Default value: 100. |
| PageNumber | Integer | No | 1 | The number of the page to return. Default value: 1. |
| ContactName | String | No | Alice | The name of the alert contact. |
| ChanelType | String | No | Email | The alert notification method.<br>Alert notifications can be sent by using emails or DingTalk chatbots. |
| ChanelValue | String | No | alice@example.com | The alert notification target.<br>If you set the ChanelType parameter to Email, set the value of the ChanelValue parameter to an email address of the alert contact that you want to query. |

## Response parameters

| Parameter | Type | Example | Description |
|---|---|---|---|
| RequestId | String | 06D5ECC2-B9BE-42A4-8FA3-1A610FB08B83 | The ID of the request. |
| Message | String | The Request is not authorization. | The returned message. |
| Code | String | 200 | The HTTP status code.<br>**Note** The status code 200 indicates that the call was successful. |

| Parameter | Type | Example | Description |
| --- | --- | --- | --- |
| Success | Boolean | true | Indicates whether the call was successful. Valid values:<br>• true: The call was successful.<br>• false: The call failed. |
| Contacts | Array of Contact | N/A | The alert contact information. |
| Contact | N/A | N/A | N/A |
| Channels | Struct | N/A | The alert notification targets. |
| AliIM | String | Alice | The TradeManager ID of the alert contact. |
| DingWebHook | String | https://oapi.dingtalk.com/robot/send?access_token=9bf44f8189597d07dfdd7a123455ffc112**** | The webhook URL of the DingTalk chatbot. |
| Mail | String | alice@example.com | The email address of the alert contact. |
| SMS | String | 1333333**** | The phone number of the alert contact. |
| ChannelsState | Struct | N/A | The status of the alert notification target. Valid values: PENDING and OK.<br>The email address must be activated after it is added as an alert notification target. The value PENDING indicates that the email address is not activated. The value OK indicates that the email address is activated. |
| AliIM | String | OK | The status of the TradeManager ID.<br>The value is fixed to OK. The value OK indicates that the TradeManager ID is valid and can receive alert notifications.<br>**Note** This parameter can be returned only on the China site (aliyun.com). |

| Parameter | Type | Example | Description |
| --- | --- | --- | --- |
| DingWebHook | String | OK | The status of the DingTalk chatbot.<br>The value is fixed to OK. The value OK indicates that the DingTalk chatbot is normal and alert notifications can be received in a DingTalk group. |
| Mail | String | PENDING | The status of the email address. Valid values:<br>• PENDING: The email address is not activated. Alert notifications can be sent to the email address only after the email address is activated.<br>• OK: The email address is activated and can receive alert notifications. |
| SMS | String | OK | The status of the phone number. Valid values:<br>• PENDING: The phone number is not activated. Alert notifications can be sent to the phone number by using text messages only after the phone number is activated.<br>• OK: The phone number is activated and can receive alert notifications.<br>**Note** This parameter can be returned only on the China site (aliyun.com). |
| ContactGroups | List | { "ContactGroup": [ "ECS_Group", "Jim" ] } | The alert groups to which the alert contact is added. |
| CreateTime | Long | 1552356159000 | The time when the alert contact was created. |
| Desc | String | ECS alert contact | The description of the alert contact. |
| Lang | String | zh-cn | The language in which the alert information is displayed. Valid values:<br>• zh-cn: simplified Chinese<br>• en: English |

| Parameter | Type | Example | Description |
| --- | --- | --- | --- |
| Name | String | Alice | The name of the alert contact. |
| UpdateTime | Long | 1552356159000 | The time when the alert contact was modified. |
| Total | Integer | 15 | The total number of the returned entries. |

## Examples

### Sample requests

```
http(s)://[Endpoint]/? Action=DescribeContactList
&<Common request parameters>
```

### Sample success responses

`XML` format

```
<DescribeContactListResponse>
          <RequestId>A1267F27-942F-40EE-9254-57FE16E3C9AB</RequestId>
          <Contacts>
                <Contact>
                      <Desc>Contact Desc</Desc>
                      <ContactGroups>
                            <ContactGroup>ECS_Group</ContactGroup>
                            <ContactGroup>Jim</ContactGroup>
                      </ContactGroups>
                      <ChannelsState>
                            <SMS>PENDING</SMS>
                            <Mail>OK</Mail>
                      </ChannelsState>
                      <CreateTime>1583307692000</CreateTime>
                      <UpdateTime>1589441072000</UpdateTime>
                      <Channels>
                            <Mail>alice@example.com</Mail>
                            <SMS>155*******</SMS>
                      </Channels>
                      <Name>Alice</Name>
                      <Lang>zh-cn</Lang>
                </Contact>
          </Contacts>
          <Total>25</Total>
          <Code>200</Code>
          <Success>true</Success>
</DescribeContactListResponse>
```

`JSON` format

```
{
    "RequestId": "A1267F27-942F-40EE-9254-57FE16E3C9AB",
    "Contacts": {
        "Contact": [
            {
                "Desc": "Contact Desc",
                "ContactGroups": {
                    "ContactGroup": [
                        "ECS_Group",
                        "Jim"
                    ]
                },
                "ChannelsState":{
                    "SMS":"PENDING",
                    "Mail":"OK"
                },
                "CreateTime": 1583307692000,
                "UpdateTime": 1589441072000,
                "Channels": {
                    "Mail": "alice@example.com",
                    "SMS": "155*******"
                },
                "Name": "Alice",
                "Lang":"zh-cn"
            }
        ]
    },
    "Total": 25,
    "Code": "200",
    "Success": true
}
```

## Error codes

For a list of error codes, visit the API Error Center.

# 1.15.5.7. PutContactGroup

Creates or modifies an alert contact group.

This topic provides an example on how to create an alert contact group named `ECS_Group`.

## Debugging

OpenAPI Explorer automatically calculates the signature value. For your convenience, we recommend that you call this operation in OpenAPI Explorer. OpenAPI Explorer dynamically generates the sample code of the operation for different SDKs.

## Request parameters

| Parameter | Type | Required | Example | Description |
| --- | --- | --- | --- | --- |
| Action | String | Yes | PutContactGroup | The operation that you want to perform. Set the value to PutContactGroup. |
| ContactGroupName | String | Yes | ECS_Group | The name of the alert contact group.<br>For information about how to obtain the name of an alert contact group, see DescribeContactGroupList. |
| Describe | String | No | ECS_Alert_Group | The description of the alert contact group. |
| EnableSubscribed | Boolean | No | true | Specifies whether to enable the weekly report subscription feature. Valid values:<br>• true: The weekly report subscription feature is enabled.<br>• false: The weekly report subscription feature is disabled.<br>Note You can enable the weekly report subscription only for an Alibaba Cloud account that has at least five Elastic Compute Service (ECS) instances. |
| ContactNames.N | RepeatList | No | Alice | The name of the alert contact. Valid values of N: 1 to 100. |

## Response parameters

| Parameter | Type | Example | Description |
| --- | --- | --- | --- |
| Code | String | 200 | The HTTP status code.<br>Note The status code 200 indicates that the call was successful. |
| Message | String | Illegal parameters. | The error message. |

| Parameter | Type | Example | Description |
| --- | --- | --- | --- |
| RequestId | String | B4E30DB6-F069-5D0B-A589-2A89F7D62A57 | The ID of the request. |
| Success | Boolean | true | Indicates whether the call was successful. Valid values:<br>• true: The call was successful.<br>• false: The call failed. |

## Examples

### Sample requests

```
http(s)://[Endpoint]/?Action=PutContactGroup
&ContactGroupName=ECS_Group
&<Common request parameters>
```

### Sample success responses

`XML` format

```
<PutContactGroupResponse>
   <RequestId>B4E30DB6-F069-5D0B-A589-2A89F7D62A57</RequestId>
   <Code>200</Code>
   <Success>true</Success>
</PutContactGroupResponse>
```

`JSON` format

```
{
    "RequestId": "B4E30DB6-F069-5D0B-A589-2A89F7D62A57",
    "Code": "200",
    "Success": true
}
```

## Error codes

For a list of error codes, visit the API Error Center.

# 1.15.6. Initiative Alert List

## 1.15.6.1. DescribeProductsOfActiveMetricRule

Queries the services for which one-click alert is enabled.

## Debugging

OpenAPI Explorer automatically calculates the signature value. For your convenience, we recommend that you call this operation in OpenAPI Explorer. OpenAPI Explorer dynamically generates the sample code of the operation for different SDKs.

## Request parameters

| Parameter | Type | Required | Example | Description |
|---|---|---|---|---|
| Action | String | Yes | DescribeProductsOfActiveMetricRule | The operation that you want to perform. Set the value to DescribeProductsOfActiveMetricRule. |

## Response parameters

| Parameter | Type | Example | Description |
|---|---|---|---|
| AllProductInitMetricRuleList | Array of AllProductInitMetricRule | N/A | The information about the services for which one-click alert is enabled. |
| AllProductInitMetricRule | N/A | N/A | N/A |
| AlertInitConfigList | Array of AlertInitConfig | N/A | The initial alert rules that are generated after one-click alert is enabled for a service. |
| AlertInitConfig | N/A | N/A | N/A |
| EvaluationCount | String | 3 | The consecutive number of times for which the metric value is measured before an alert is triggered. |
| MetricName | String | cpu_total | The name of the metric. For more information, see Appendix 1: Metrics. |
| Namespace | String | acs_rds_dashboard | The namespace of the service. For more information, see Appendix 1: Metrics. |
| Period | String | 1m | The aggregation period of the monitoring data. Unit: minutes. For more information, see Appendix 1: Metrics. |
| Statistics | String | Average | The statistical aggregation method that is used to calculate metric values that trigger alerts. For more information, see Appendix 1: Metrics. |

| Parameter | Type | Example | Description |
| --- | --- | --- | --- |
| Threshold | String | 90 | The threshold of the metric value. |
| Product | String | ecs | The abbreviation of the service name. |
| Code | Integer | 200 | The HTTP status code.<br>**Note** The status code 200 indicates that the call was successful. |
| Datapoints | String | ecs,rds | The information about the services for which one-click alert is enabled. Services are separated with commas (,). Valid values:<br>• ecs: Elastic Compute Service (ECS)<br>• rds: ApsaraDB for RDS<br>• slb: Server Load Balancer (SLB)<br>• redis_standard: ApsaraDB for Redis of the standard architecture<br>• redis_sharding: ApsaraDB for Redis of the cluster architecture<br>• redis_splitrw: ApsaraDB for Redis of the read/write splitting architecture<br>• mongodb: ApsaraDB for MongoDB of the replica set architecture<br>• mongodb_sharding: ApsaraDB for MongoDB of the sharded cluster architecture<br>• hbase: ApsaraDB for HBase<br>• elasticsearch: Elasticsearch<br>• opensearch: Open Search |
| Message | String | The Request is not authorization. | The returned message. |
| RequestId | String | F82E6667-7811-4BA0-842F-5B2DC42BBAAD | The ID of the request. |
| Success | Boolean | true | Indicates whether the call was successful. Valid values:<br>• true: The call was successful.<br>• false: The call failed. |

## Examples

### Sample requests

```
http(s)://[Endpoint]/?Action=DescribeProductsOfActiveMetricRule
&<Common request parameters>
```

### Sample success responses

`XML` format

```
<DescribeProductsOfActiveMetricRuleResponse>
          <RequestId>A4FFAEFF-4225-4EF6-8F63-FAAA8F58289D</RequestId>
          <AllProductInitMetricRuleList>
                <AllProductInitMetricRule>
                      <AlertInitConfigList>
                            <AlertInitConfig>
                                  <MetricName>CPUUtilization</MetricName>
                                  <EvaluationCount>5</EvaluationCount>
                                  <Period>1m</Period>
                                  <Statistics>Average</Statistics>
                                  <Namespace>acs_ecs_dashboard</Namespace>
                                  <Threshold>95</Threshold>
                            </AlertInitConfig>
                            <AlertInitConfig>
                                  <MetricName>vm.DiskUtilization</MetricName>
                                  <EvaluationCount>5</EvaluationCount>
                                  <Period>1m</Period>
                                  <Statistics>Average</Statistics>
                                  <Namespace>acs_ecs_dashboard</Namespace>
                                  <Threshold>95</Threshold>
                            </AlertInitConfig>
                            <AlertInitConfig>
                                  <MetricName>vm.MemoryUtilization</MetricName>
                                  <EvaluationCount>5</EvaluationCount>
                                  <Period>1m</Period>
                                  <Statistics>Average</Statistics>
                                  <Namespace>acs_ecs_dashboard</Namespace>
                                  <Threshold>95</Threshold>
                            </AlertInitConfig>
                            <AlertInitConfig>
                                  <MetricName>InternetOutRate_Percent</MetricName>
                                  <EvaluationCount>5</EvaluationCount>
                                  <Period>1m</Period>
                                  <Statistics>Average</Statistics>
                                  <Namespace>acs_ecs_dashboard</Namespace>
                                  <Threshold>95</Threshold>
                            </AlertInitConfig>
                      </AlertInitConfigList>
                      <Product>ecs</Product>
                </AllProductInitMetricRule>
                <AllProductInitMetricRule>
                      <AlertInitConfigList>
                            <AlertInitConfig>
```

```
                <MetricName>CpuUsage</MetricName>
                <EvaluationCount>5</EvaluationCount>
                <Period>5m</Period>
                <Statistics>Average</Statistics>
                <Namespace>acs_rds_dashboard</Namespace>
                <Threshold>80</Threshold>
            </AlertInitConfig>
            <AlertInitConfig>
                <MetricName>DiskUsage</MetricName>
                <EvaluationCount>5</EvaluationCount>
                <Period>5m</Period>
                <Statistics>Average</Statistics>
                <Namespace>acs_rds_dashboard</Namespace>
                <Threshold>80</Threshold>
            </AlertInitConfig>
            <AlertInitConfig>
                <MetricName>IOPSUsage</MetricName>
                <EvaluationCount>5</EvaluationCount>
                <Period>5m</Period>
                <Statistics>Average</Statistics>
                <Namespace>acs_rds_dashboard</Namespace>
                <Threshold>80</Threshold>
            </AlertInitConfig>
            <AlertInitConfig>
                <MetricName>ConnectionUsage</MetricName>
                <EvaluationCount>5</EvaluationCount>
                <Period>5m</Period>
                <Statistics>Average</Statistics>
                <Namespace>acs_rds_dashboard</Namespace>
                <Threshold>80</Threshold>
            </AlertInitConfig>
            <AlertInitConfig>
                <MetricName>DataDelay</MetricName>
                <EvaluationCount>5</EvaluationCount>
                <Period>5m</Period>
                <Statistics>Average</Statistics>
                <Namespace>acs_rds_dashboard</Namespace>
                <Threshold>5</Threshold>
            </AlertInitConfig>
        </AlertInitConfigList>
        <Product>rds</Product>
    </AllProductInitMetricRule>
    <AllProductInitMetricRule>
        <AlertInitConfigList>
            <AlertInitConfig>
                <MetricName>DocSizeRatiobyApp</MetricName>
                <EvaluationCount>1</EvaluationCount>
                <Period>10m</Period>
                <Statistics>Maximum</Statistics>
                <Namespace>acs_opensearch</Namespace>
                <Threshold>85</Threshold>
            </AlertInitConfig>
            <AlertInitConfig>
                <MetricName>lossqpsbyapp</MetricName>
                <EvaluationCount>1</EvaluationCount>
```

```
                                <EvaluationCount>1</EvaluationCount>
                                <Period>10m</Period>
                                <Statistics>Maximum</Statistics>
                                <Namespace>acs_opensearch</Namespace>
                                <Threshold>0</Threshold>
                            </AlertInitConfig>
                            <AlertInitConfig>
                                <MetricName>ComputeResourceRatiobyApp</MetricName>
                                <EvaluationCount>1</EvaluationCount>
                                <Period>10m</Period>
                                <Statistics>Maximum</Statistics>
                                <Namespace>acs_opensearch</Namespace>
                                <Threshold>85</Threshold>
                            </AlertInitConfig>
                            <AlertInitConfig>
                                <MetricName>app_realtime_write_latency</MetricName>
                                <EvaluationCount>1</EvaluationCount>
                                <Period>20m</Period>
                                <Statistics>Maximum</Statistics>
                                <Namespace>acs_opensearch</Namespace>
                                <Threshold>1800000</Threshold>
                            </AlertInitConfig>
                        </AlertInitConfigList>
                        <Product>opensearch</Product>
                    </AllProductInitMetricRule>
                </AllProductInitMetricRuleList>
                <Datapoints>rds,redis_standard</Datapoints>
                <Code>200</Code>
                <Success>true</Success>
</DescribeProductsOfActiveMetricRuleResponse>
```

`JSON` format

```
{
    "RequestId": "A4FFAEFF-4225-4EF6-8F63-FAAA8F58289D",
    "AllProductInitMetricRuleList": {
        "AllProductInitMetricRule": [
            {
                "AlertInitConfigList": {
                    "AlertInitConfig": [
                        {
                            "MetricName": "CPUUtilization",
                            "EvaluationCount": "5",
                            "Period": "1m",
                            "Statistics": "Average",
                            "Namespace": "acs_ecs_dashboard",
                            "Threshold": "95"
                        },
                        {
                            "MetricName": "vm.DiskUtilization",
                            "EvaluationCount": "5",
                            "Period": "1m",
                            "Statistics": "Average",
                            "Namespace": "acs_ecs_dashboard",
```

```
                    "Threshold": "95"
                },
                {
                    "MetricName": "vm.MemoryUtilization",
                    "EvaluationCount": "5",
                    "Period": "1m",
                    "Statistics": "Average",
                    "Namespace": "acs_ecs_dashboard",
                    "Threshold": "95"
                },
                {
                    "MetricName": "InternetOutRate_Percent",
                    "EvaluationCount": "5",
                    "Period": "1m",
                    "Statistics": "Average",
                    "Namespace": "acs_ecs_dashboard",
                    "Threshold": "95"
                }
            ]
        },
        "Product": "ecs"
    },
    {
        "AlertInitConfigList": {
            "AlertInitConfig": [
                {
                    "MetricName": "CpuUsage",
                    "EvaluationCount": "5",
                    "Period": "5m",
                    "Statistics": "Average",
                    "Namespace": "acs_rds_dashboard",
                    "Threshold": "80"
                },
                {
                    "MetricName": "DiskUsage",
                    "EvaluationCount": "5",
                    "Period": "5m",
                    "Statistics": "Average",
                    "Namespace": "acs_rds_dashboard",
                    "Threshold": "80"
                },
                {
                    "MetricName": "IOPSUsage",
                    "EvaluationCount": "5",
                    "Period": "5m",
                    "Statistics": "Average",
                    "Namespace": "acs_rds_dashboard",
                    "Threshold": "80"
                },
                {
                    "MetricName": "ConnectionUsage",
                    "EvaluationCount": "5",
                    "Period": "5m",
                    "Statistics": "Average",
```

```
                "Namespace": "acs_rds_dashboard",
                "Threshold": "80"
            },
            {
                "MetricName": "DataDelay",
                "EvaluationCount": "5",
                "Period": "5m",
                "Statistics": "Average",
                "Namespace": "acs_rds_dashboard",
                "Threshold": "5"
            }
        ]
    },
    "Product": "rds"
},
{
    "AlertInitConfigList": {
        "AlertInitConfig": [
            {
                "MetricName": "DocSizeRatiobyApp",
                "EvaluationCount": "1",
                "Period": "10m",
                "Statistics": "Maximum",
                "Namespace": "acs_opensearch",
                "Threshold": "85"
            },
            {
                "MetricName": "lossqpsbyapp",
                "EvaluationCount": "1",
                "Period": "10m",
                "Statistics": "Maximum",
                "Namespace": "acs_opensearch",
                "Threshold": "0"
            },
            {
                "MetricName": "ComputeResourceRatiobyApp",
                "EvaluationCount": "1",
                "Period": "10m",
                "Statistics": "Maximum",
                "Namespace": "acs_opensearch",
                "Threshold": "85"
            },
            {
                "MetricName": "app_realtime_write_latency",
                "EvaluationCount": "1",
                "Period": "20m",
                "Statistics": "Maximum",
                "Namespace": "acs_opensearch",
                "Threshold": "1800000"
            }
        ]
    },
    "Product": "opensearch"
}
]
```

```
        ]
    },
    "Datapoints": "rds,redis_standard",
    "Code": 200,
    "Success": true
}
```

## Error codes

For a list of error codes, visit the API Error Center.

# 1.15.6.2. EnableActiveMetricRule

Enables one-click alert for a service.

## Debugging

OpenAPI Explorer automatically calculates the signature value. For your convenience, we recommend that you call this operation in OpenAPI Explorer. OpenAPI Explorer dynamically generates the sample code of the operation for different SDKs.

## Request parameters

| Parameter | Type | Required | Example | Description |
| --- | --- | --- | --- | --- |
| Action | String | Yes | EnableActiveMetricRule | The operation that you want to perform. Set the value to EnableActiveMetricRule. |
| Product | String | Yes | ecs | The service for which you want to enable one-click alert. Valid values:<br>• ecs: Elastic Compute Service (ECS)<br>• rds: ApsaraDB RDS<br>• slb: Server Load Balancer (SLB)<br>• redis_standard: ApsaraDB for Redis of the standard architecture<br>• redis_sharding: ApsaraDB for Redis of the cluster architecture<br>• redis_splitrw: ApsaraDB for Redis of the read/write splitting architecture<br>• mongodb: ApsaraDB for MongoDB of the replica set architecture<br>• mongodb_sharding: ApsaraDB for MongoDB of the sharded cluster architecture<br>• hbase: ApsaraDB for HBase<br>• elasticsearch: Elasticsearch<br>• opensearch: Open Search |

## Response parameters

| Parameter | Type | Example | Description |
| --- | --- | --- | --- |
| Code | String | 200 | The HTTP status code.<br>**Note** The status code 200 indicates that the call was successful. |
| Message | String | The Request is not authorization. | The returned message. |
| RequestId | String | F82E6667-7811-4BA0-842F-5B2DC42BBAAD | The ID of the request. |
| Success | Boolean | true | Indicates whether the call was successful. Valid values:<br>• true: The call was successful.<br>• false: The call failed. |

## Examples

### Sample requests

```
http(s)://[Endpoint]/? Action=EnableActiveMetricRule
&Product=ecs
&<Common request parameters>
```

### Sample success responses

`XML` format

```
<EnableActiveMetricRuleResponse>
      <Code>200</Code>
      <Success>true</Success>
      <RequestId>55850888-9CCE-4FD5-B949-5F8947D63929</RequestId>
</EnableActiveMetricRuleResponse>
```

`JSON` format

```
{
  "Code": "200",
  "Success": true,
  "RequestId": "55850888-9CCE-4FD5-B949-5F8947D63929"
}
```

## Error codes

For a list of error codes, visit the API Error Center.

# 1.15.6.3. DescribeActiveMetricRuleList

Queries details about one-click alert rules.

## Debugging

OpenAPI Explorer automatically calculates the signature value. For your convenience, we recommend that you call this operation in OpenAPI Explorer. OpenAPI Explorer dynamically generates the sample code of the operation for different SDKs.

## Request parameters

| Parameter | Type | Required | Example | Description |
|---|---|---|---|---|
| Action | String | Yes | DescribeActiveMetricRuleList | The operation that you want to perform. Set the value to DescribeActiveMetricRuleList. |
| Product | String | Yes | ecs | The abbreviation of the service name. The following services support one-click alert:<br>• ecs: Elastic Compute Service (ECS)<br>• rds: ApsaraDB for RDS<br>• slb: Server Load Balancer (SLB)<br>• redis_standard: ApsaraDB for Redis of the standard architecture<br>• redis_sharding: ApsaraDB for Redis of the cluster architecture<br>• redis_splitrw: ApsaraDB for Redis of the read/write splitting architecture<br>• mongodb: ApsaraDB for MongoDB of the replica set architecture<br>• mongodb_sharding: ApsaraDB for MongoDB of the sharded cluster architecture<br>• hbase: ApsaraDB for HBase<br>• elasticsearch: Elasticsearch<br>• opensearch: Open Search |

## Response parameters

| Parameter | Type | Example | Description |
|---|---|---|---|
| AlertList | Array of Alert | N/A | The details of the alert rules. |
| Alert | N/A | N/A | N/A |

| Parameter | Type | Example | Description |
| --- | --- | --- | --- |
| AlertState | String | OK | The status of the alert rule. Valid values:<br>• OK: The alert rule has no active alert.<br>• ALARM: The alert rule has at least one active alert.<br>• INSUFFICIENT_DATA: The alert rule has no data. |
| ContactGroups | String | ECS_Group | The alert group that receives alert notifications. |
| Dimensions | String | "" | The dimensions that specify the resources for which you want to query monitoring data.<br>The value is a collection of key-value pairs. A typical key-value pair is `instanceId:XXXXXX`.<br>The key and value must be 1 to 64 bytes in length, respectively. Excessive bytes are truncated from the string.<br>The key and value can contain letters, digits, periods (.), hyphens (-), underscores (_), forward slashes (/), and backslashes (\).<br>**Note** Dimensions must be organized in a JSON string and follow the required order. |
| EffectiveInterval | String | 00:00-23:59 | The time period during which the alert rule is effective. |
| EnableState | Boolean | true | Indicates whether the alert rule is enabled. Valid values:<br>• true: The alert rule is enabled.<br>• false: The alert rule is disabled. |
| Escalations | Struct | N/A | The conditions for triggering different levels of alerts. |
| Critical | Struct | N/A | The condition for triggering critical-level alerts. |

| Parameter | Type | Example | Description |
| --- | --- | --- | --- |
| ComparisonOperator | String | GreaterThanThreshold | The comparison operator of the threshold for critical-level alerts. Valid values:<br>• GreaterThanOrEqualToThreshold: greater than or equal to the threshold<br>• GreaterThanThreshold: greater than the threshold<br>• LessThanOrEqualToThreshold: less than or equal to the threshold<br>• LessThanThreshold: less than the threshold<br>• NotEqualToThreshold: not equal to the threshold<br>• GreaterThanYesterday: greater than the metric value at the same time yesterday<br>• LessThanYesterday: less than the metric value at the same time yesterday<br>• GreaterThanLastWeek: greater than the metric value at the same time last week<br>• LessThanLastWeek: less than the metric value at the same time last week<br>• GreaterThanLastPeriod: greater than the metric value in the last monitoring cycle<br>• LessThanLastPeriod: less than the metric value in the last monitoring cycle |
| Statistics | String | Average | The statistical aggregation method for critical-level alerts. |
| Threshold | String | 99 | The threshold for critical-level alerts. |
| Times | String | 3 | The consecutive number of times for which the metric value meets the alert condition before a Critical-level alert is triggered. |
| Info | Struct | N/A | The condition for triggering info-level alerts. |

| Parameter | Type | Example | Description |
| --- | --- | --- | --- |
| ComparisonOperator | String | GreaterThanThreshold | The comparison operator of the threshold for info-level alerts. Valid values:<br>• GreaterThanOrEqualToThreshold: greater than or equal to the threshold<br>• GreaterThanThreshold: greater than the threshold<br>• LessThanOrEqualToThreshold: less than or equal to the threshold<br>• LessThanThreshold: less than the threshold<br>• NotEqualToThreshold: not equal to the threshold<br>• GreaterThanYesterday: greater than the metric value at the same time yesterday<br>• LessThanYesterday: less than the metric value at the same time yesterday<br>• GreaterThanLastWeek: greater than the metric value at the same time last week<br>• LessThanLastWeek: less than the metric value at the same time last week<br>• GreaterThanLastPeriod: greater than the metric value in the last monitoring cycle<br>• LessThanLastPeriod: less than the metric value in the last monitoring cycle |
| Statistics | String | Average | The statistical aggregation method for info-level alerts. |
| Threshold | String | 95 | The threshold for info-level alerts. |
| Times | String | 3 | The consecutive number of times for which the metric value meets the alert condition before an info-level alert is triggered. |
| Warn | Struct | N/A | The condition for triggering warn-level alerts. |

| Parameter | Type | Example | Description |
| --- | --- | --- | --- |
| ComparisonOperator | String | GreaterThanThreshold | The comparison operator of the threshold for critical-level alerts. Valid values:<br>• GreaterThanOrEqualToThreshold: greater than or equal to the threshold<br>• GreaterThanThreshold: greater than the threshold<br>• LessThanOrEqualToThreshold: less than or equal to the threshold<br>• LessThanThreshold: less than the threshold<br>• NotEqualToThreshold: not equal to the threshold<br>• GreaterThanYesterday: greater than the metric value at the same time yesterday<br>• LessThanYesterday: less than the metric value at the same time yesterday<br>• GreaterThanLastWeek: greater than the metric value at the same time last week<br>• LessThanLastWeek: less than the metric value at the same time last week<br>• GreaterThanLastPeriod: greater than the metric value in the last monitoring cycle<br>• LessThanLastPeriod: less than the metric value in the last monitoring cycle |
| Statistics | String | Average | The statistical aggregation method for warn-level alerts. |
| Threshold | String | 80 | The threshold of warn-level alerts. |
| Times | String | 3 | The consecutive number of times for which the metric value meets the alert condition before a warn-level alert is triggered. |
| MailSubject | String | ECS_Bucket | The subject of the alert notification email. |
| MetricName | String | cpu_total | The name of the metric. |
| Namespace | String | acs_ecs_dashboard | The namespace of the service. For more information, see Appendix 1: Metrics. |

| Parameter | Type | Example | Description |
| --- | --- | --- | --- |
| NoEffectiveInterval | String | 00:00-06:00 | The time period during which the alert rule is ineffective. |
| Period | String | 60 | The aggregation period of the monitoring data. Unit: seconds. The default value is the minimum aggregation period, indicating that the metric is polled at the highest frequency. Typically, you do not need to specify the minimum aggregation period. |
| Resources | String | [{"resource":"_ALL"}] | The resources that are associated with the alert rule. A one-click alert rule is associated with all resources. The return value is fixed. |
| RuleId | String | ruleIdxxxx | The ID of the alert rule. |
| RuleName | String | myAlert | The name of the alert rule. |
| SilenceTime | String | 86400 | The mute period during which new alerts are not sent even if the trigger conditions are met. Unit: seconds. Default value: 86400. |
| Webhook | String | http://www.aliyun.com | The callback URL. |
| Code | String | 200 | The HTTP status code.<br>**Note** The status code 200 indicates that the call was successful. |
| Datapoints | Array of Alarm | N/A | The details of the alert rules. |
| Alarm | N/A | N/A | N/A |

| Parameter | Type | Example | Description |
| --- | --- | --- | --- |
| ComparisonOperator | String | > | The comparison operator that is used in the alert rule. Valid values:<br>• `>`<br>• `<`<br>• `>=`<br>• `<=`<br>• `=`<br>• `=` |
| ContactGroups | String | ECS_Group | The alert group that receives alert notifications. |
| Enable | String | true | Indicates whether the alert rule is enabled. Valid values:<br>• true: The alert rule is enabled.<br>• false: The alert rule is disabled. |
| EndTime | String | 24 | The beginning of the time period during which the alert rule is effective. Unit: hours. For example, the value 23 indicates `23:59:59`. |
| EvaluationCount | String | 3 | The consecutive number of times for which the metric value meets the alert condition before an alert is triggered. |
| MetricName | String | cpu_total | The name of the metric. |
| Namespace | String | acs_ecs_dashboard | The namespace of the service. For more information, see Appendix 1: Metrics. |
| Period | String | 60 | The aggregation period of the monitoring data. Unit: seconds. The default value is the minimum aggregation period, indicating that the metric is polled at the highest frequency. Typically, you do not need to specify the minimum aggregation period. |
| RuleId | String | a151cd6023eacee2f0978e03863cc1697c89508**** | The ID of the alert rule. |

| Parameter | Type | Example | Description |
| --- | --- | --- | --- |
| RuleName | String | SystemDefault_acs_rds_dashboard_CpuUsage | The name of the alert rule. |
| SilenceTime | String | 86400 | The mute period during which new alerts are not sent even if the trigger conditions are met. Unit: seconds. Default value: 86400. |
| StartTime | String | 00 | The end of the time period during which the alert rule is effective. Unit: hours. For example, the value 00 indicates `00:00:00`. |
| State | String | Enable | Indicates whether the alert rule is enabled. |
| Statistics | String | Average | The statistical aggregation method. |
| Threshold | String | 90 | The threshold of the metric value. |
| Webhook | String | http://www.aliyun.com | The callback URL. |
| Message | String | The Request is not authorization. | The returned message. |
| RequestId | String | F82E6667-7811-4BA0-842F-5B2DC42BBAAD | The ID of the request. |
| Success | Boolean | true | Indicates whether the call was successful. Valid values:<br>• true: The call was successful.<br>• false: The call failed. |

## Examples

### Sample requests

```
http(s)://[Endpoint]/?Action=DescribeActiveMetricRuleList
&Product=ecs
&<Common request parameters>
```

### Sample success responses

`XML` format

```
<DescribeActiveMetricRuleListResponse>
          <AlertList>
                <Alert>
                      <SilenceTime>86400</SilenceTime>
                      <ContactGroups>ECS_Group</ContactGroups>
                      <NoEffectiveInterval></NoEffectiveInterval>
                      <MailSubject>${serviceType}-${metricName}-${levelDescription}</MailSu
bject>
                      <RuleId>SystemDefault_acs_rds_dashboard_IOPSUsage</RuleId>
                      <Period>300</Period>
                      <Dimensions></Dimensions>
                      <EffectiveInterval></EffectiveInterval>
                      <Namespace>acs_rds_dashboard</Namespace>
                      <AlertState>INSUFFICIENT_DATA</AlertState>
                      <MetricName>IOPSUsage</MetricName>
                      <EnableState>true</EnableState>
                      <Escalations>
                            <Critical></Critical>
                            <Info>
                                  <ComparisonOperator>GreaterThanThreshold</ComparisonOpera
tor>
                                  <Times>5</Times>
                                  <Statistics>Average</Statistics>
                                  <Threshold>80</Threshold>
                            </Info>
                            <Warn></Warn>
                      </Escalations>
                      <Webhook></Webhook>
                      <Resources>[{\"resource\":\"_ALL\"}]</Resources>
                      <RuleName>SystemDefault_acs_rds_dashboard_IOPSUsage</RuleName>
                </Alert>
                <Alert>
                      <SilenceTime>86400</SilenceTime>
                      <ContactGroups>ECS_Group</ContactGroups>
                      <NoEffectiveInterval></NoEffectiveInterval>
                      <MailSubject>${serviceType}-${metricName}-${levelDescription}</MailSu
bject>
                      <RuleId>SystemDefault_acs_rds_dashboard_CpuUsage</RuleId>
                      <Period>300</Period>
                      <Dimensions></Dimensions>
                      <EffectiveInterval></EffectiveInterval>
                      <Namespace>acs_rds_dashboard</Namespace>
                      <AlertState>INSUFFICIENT_DATA</AlertState>
                      <MetricName>CpuUsage</MetricName>
                      <EnableState>true</EnableState>
                      <Escalations>
                            <Critical></Critical>
                            <Info>
                                  <ComparisonOperator>GreaterThanThreshold</ComparisonOpera
tor>
                                  <Times>5</Times>
                                  <Statistics>Average</Statistics>
                                  <Threshold>80</Threshold>
                            </Info>
                            <Warn></Warn>
```

```
                        <Warn></Warn>
                        </Escalations>
                        <Webhook></Webhook>
                        <Resources>[{\"resource\":\"_ALL\"}]</Resources>
                        <RuleName>SystemDefault_acs_rds_dashboard_CpuUsage</RuleName>
                  </Alert>
            </AlertList>
            <Datapoints>
                  <Alarm>
                        <SilenceTime>86400</SilenceTime>
                        <ContactGroups>[\"Alice\"]</ContactGroups>
                        <ComparisonOperator>GreaterThanThreshold</ComparisonOperator>
                        <EndTime></EndTime>
                        <RuleId>SystemDefault_acs_rds_dashboard_IOPSUsage</RuleId>
                        <StartTime></StartTime>
                        <Period>300</Period>
                        <EvaluationCount>5</EvaluationCount>
                        <Statistics>Average</Statistics>
                        <Namespace>acs_rds_dashboard</Namespace>
                        <MetricName>IOPSUsage</MetricName>
                        <State>INSUFFICIENT_DATA</State>
                        <Enable>true</Enable>
                        <Webhook></Webhook>
                        <RuleName>SystemDefault_acs_rds_dashboard_IOPSUsage</RuleName>
                        <Threshold>80</Threshold>
                  </Alarm>
                  <Alarm>
                        <SilenceTime>86400</SilenceTime>
                        <ContactGroups>[\"Jim\"]</ContactGroups>
                        <ComparisonOperator>GreaterThanThreshold</ComparisonOperator>
                        <EndTime></EndTime>
                        <RuleId>SystemDefault_acs_rds_dashboard_CpuUsage</RuleId>
                        <StartTime></StartTime>
                        <Period>300</Period>
                        <EvaluationCount>5</EvaluationCount>
                        <Statistics>Average</Statistics>
                        <Namespace>acs_rds_dashboard</Namespace>
                        <MetricName>CpuUsage</MetricName>
                        <State>INSUFFICIENT_DATA</State>
                        <Enable>true</Enable>
                        <Webhook></Webhook>
                        <RuleName>SystemDefault_acs_rds_dashboard_CpuUsage</RuleName>
                        <Threshold>80</Threshold>
                  </Alarm>
            </Datapoints>
            <Code>200</Code>
            <Success>true</Success>
</DescribeActiveMetricRuleListResponse>
```

`JSON` format

```
{
    "AlertList": {
        "Alert": [
```

```
            {
                "SilenceTime": 86400,
                "ContactGroups": "ECS_Group",
                "NoEffectiveInterval": "",
                "MailSubject": "${serviceType}-${metricName}-${levelDescription}",
                "RuleId": "SystemDefault_acs_rds_dashboard_IOPSUsage",
                "Period": 300,
                "Dimensions": "",
                "EffectiveInterval": "",
                "Namespace": "acs_rds_dashboard",
                "AlertState": "INSUFFICIENT_DATA",
                "MetricName": "IOPSUsage",
                "EnableState": true,
                "Escalations": {
                    "Critical": {},
                    "Info": {
                        "ComparisonOperator": "GreaterThanThreshold",
                        "Times": 5,
                        "Statistics": "Average",
                        "Threshold": "80"
                    },
                    "Warn": {}
                },
                "Webhook": "",
                "Resources": "[{\"resource\":\"_ALL\"}]",
                "RuleName": "SystemDefault_acs_rds_dashboard_IOPSUsage"
            },
            {
                "SilenceTime": 86400,
                "ContactGroups": "ECS_Group",
                "NoEffectiveInterval": "",
                "MailSubject": "${serviceType}-${metricName}-${levelDescription}",
                "RuleId": "SystemDefault_acs_rds_dashboard_CpuUsage",
                "Period": 300,
                "Dimensions": "",
                "EffectiveInterval": "",
                "Namespace": "acs_rds_dashboard",
                "AlertState": "INSUFFICIENT_DATA",
                "MetricName": "CpuUsage",
                "EnableState": true,
                "Escalations": {
                    "Critical": {},
                    "Info": {
                        "ComparisonOperator": "GreaterThanThreshold",
                        "Times": 5,
                        "Statistics": "Average",
                        "Threshold": "80"
                    },
                    "Warn": {}
                },
                "Webhook": "",
                "Resources": "[{\"resource\":\"_ALL\"}]",
                "RuleName": "SystemDefault_acs_rds_dashboard_CpuUsage"
            }
```

```
        ]
    },
    "Datapoints": {
        "Alarm": [
            {
                "SilenceTime": 86400,
                "ContactGroups": "[\"Alice\"]",
                "ComparisonOperator": "GreaterThanThreshold",
                "EndTime": "",
                "RuleId": "SystemDefault_acs_rds_dashboard_IOPSUsage",
                "StartTime": "",
                "Period": 300,
                "EvaluationCount": 5,
                "Statistics": "Average",
                "Namespace": "acs_rds_dashboard",
                "MetricName": "IOPSUsage",
                "State": "INSUFFICIENT_DATA",
                "Enable": true,
                "Webhook": "",
                "RuleName": "SystemDefault_acs_rds_dashboard_IOPSUsage",
                "Threshold": "80"
            },
            {
                "SilenceTime": 86400,
                "ContactGroups": "[\"Jim\"]",
                "ComparisonOperator": "GreaterThanThreshold",
                "EndTime": "",
                "RuleId": "SystemDefault_acs_rds_dashboard_CpuUsage",
                "StartTime": "",
                "Period": 300,
                "EvaluationCount": 5,
                "Statistics": "Average",
                "Namespace": "acs_rds_dashboard",
                "MetricName": "CpuUsage",
                "State": "INSUFFICIENT_DATA",
                "Enable": true,
                "Webhook": "",
                "RuleName": "SystemDefault_acs_rds_dashboard_CpuUsage",
                "Threshold": "80"
            }
        ]
    },
    "Code": "200",
    "Success": true
}
```


## Error codes

For a list of error codes, visit the API Error Center.

# 1.15.6.4. DisableActiveMetricRule

Disables one-click alert for a service.

## Debugging

OpenAPI Explorer automatically calculates the signature value. For your convenience, we recommend that you call this operation in OpenAPI Explorer. OpenAPI Explorer dynamically generates the sample code of the operation for different SDKs.

## Request parameters

| Parameter | Type | Required | Example | Description |
|---|---|---|---|---|
| Action | String | Yes | DisableActiveMetricRule | The operation that you want to perform. Set the value to DisableActiveMetricRule. |
| Product | String | Yes | ecs | The service for which you want to disable one-click alert. Valid values:<br>• ecs: Elastic Compute Service (ECS)<br>• rds: ApsaraDB RDS<br>• slb: Server Load Balancer (SLB)<br>• redis_standard: ApsaraDB for Redis of the standard architecture<br>• redis_sharding: ApsaraDB for Redis of the cluster architecture<br>• redis_splitrw: ApsaraDB for Redis of the read/write splitting architecture<br>• mongodb: ApsaraDB for MongoDB of the replica set architecture<br>• mongodb_sharding: ApsaraDB for MongoDB of the sharded cluster architecture<br>• hbase: ApsaraDB for HBase<br>• elasticsearch: Elasticsearch<br>• opensearch: Open Search |

## Response parameters

| Parameter | Type | Example | Description |
|---|---|---|---|
| Code | String | 200 | The HTTP status code.<br>**Note** The status code 200 indicates that the call was successful. |
| Message | String | The Request is not authorization. | The returned message. |

| Parameter | Type | Example | Description |
| --- | --- | --- | --- |
| RequestId | String | F82E6667-7811-4BA0-842F-5B2DC42BBAAD | The ID of the request. |
| Success | Boolean | true | Indicates whether the call was successful. Valid values:<br>• true: The call was successful.<br>• false: The call failed. |

## Examples

### Sample requests

```
http(s)://[Endpoint]/? Action=DisableActiveMetricRule
&Product=ecs
&<Common request parameters>
```

### Sample success responses

`XML` format

```
<DisableActiveMetricRuleResponse>
      <Code>200</Code>
      <Success>true</Success>
      <RequestId>55850888-9CCE-4FD5-B949-5F8947D63929</RequestId>
</DisableActiveMetricRuleResponse>
```

`JSON` format

```
{
  "Code": "200",
  "Success": true,
  "RequestId": "55850888-9CCE-4FD5-B949-5F8947D63929"
}
```

## Error codes

For a list of error codes, visit the API Error Center.

# 1.16. Hybrid Cloud Monitoring

## 1.16.1. PutHybridMonitorMetricData

Imports the monitoring data of a specified metric to a specified namespace of Hybrid Cloud Monitoring.

### Prerequisites

Hybrid Cloud Monitoring is activated. For more information, see Activate Hybrid Cloud Monitoring.

## Limit

The size of the monitoring data that you import at a time must be less than or equal to 1 MB.

## Usage notes

This topic provides an example on how to import the monitoring data of the `CPU_Usage` metric to the `default-aliyun` namespace of Hybrid Cloud Monitoring.

## Debugging

OpenAPI Explorer automatically calculates the signature value. For your convenience, we recommend that you call this operation in OpenAPI Explorer. OpenAPI Explorer dynamically generates the sample code of the operation for different SDKs.

## Request parameters

| Parameter | Type | Required | Example | Description |
|---|---|---|---|---|
| Action | String | Yes | PutHybridMonitorMetricData | The operation that you want to perform. Set the value to **PutHybridMonitorMetricData**. |
| Namespace | String | Yes | default-aliyun | The name of the namespace.<br>For information about how to obtain the name of a namespace, see DescribeHybridMonitorNamespaceList. |
| MetricList.N.Name | String | Yes | CPU_Usage | The name of the metric.<br>The name can contain letters, digits, and underscores (_). The name must start with a letter. |
| MetricList.N.Labels.N.Key | String | No | IP | The tag key of the metric.<br>The key can contain letters, digits, and underscores (_). The key must start with a letter or an underscore (_).<br>**Note** You must specify a key and a value for a tag at the same time. |

| Parameter | Type | Required | Example | Description |
| --- | --- | --- | --- | --- |
| MetricList.N.Labels.N.Value | String | No | 192.168.XX.XX | The tag value of the metric.<br>**Note** You must specify a key and a value for a tag at the same time. |
| MetricList.N.Value | String | Yes | 90 | The value of the metric.<br>The value is an integer or a floating-point number. |
| MetricList.N.TS | Long | No | 1640776119473 | The timestamp when the monitoring data is imported.<br>Unit: milliseconds. By default, the current timestamp is used. |

For more information about common request parameters, see Common parameters.

## Response parameters

| Parameter | Type | Example | Description |
| --- | --- | --- | --- |
| Code | String | 200 | The HTTP status code.<br>**Note** The status code 200 indicates that the call was successful. |
| RequestId | String | 5DB1CBCA-D14A-55FA-814F-B4DBD9735F68 | The ID of the request. |
| ErrorDetail | Array of detail | | The details of the invalid parameters.<br>If the request parameters that you set are invalid, the details of the invalid parameters are displayed. |
| Index | Long | 0 | The position of the error message in the array. |
| ErrorMessage | String | label name :123 not match [a-zA-Z_][a-zA-Z0-9_]* | The error message of the invalid parameter. |

## Examples

Sample requests

```
http(s)://[Endpoint]/?Action=PutHybridMonitorMetricData
&MetricList.1.1ame=CPU_Usage
&MetricList.1.Value=90
&Namespace=default-aliyun
&<Common request parameters>
```

Sample success responses

`XML` format

```
HTTP/1.1 200 OK
Content-Type:application/xml
<PutHybridMonitorMetricDataResponse>
 <RequestId>5DB1CBCA-D14A-55FA-814F-B4DBD9735F68</RequestId>
 <Code>200</Code>
</PutHybridMonitorMetricDataResponse>
```

`JSON` format

```
HTTP/1.1 200 OK
Content-Type:application/json
{
  "RequestId" : "5DB1CBCA-D14A-55FA-814F-B4DBD9735F68",
  "Code" : "200"
}
```

## Error codes

For a list of error codes, visit the API Error Center.

# 1.16.2. CreateHybridMonitorTask

Creates a metric import task for an Alibaba Cloud service or creates a metric for logs imported from Log Service.

## Prerequisites

- Hybrid Cloud Monitoring is activated. For more information, see Activate Hybrid Cloud Monitoring.
- If you want to create a metric for logs imported from Log Service, make sure that you have activated Log Service and created a project and a Logstore. For more information, see Getting Started.

## Usage notes

This topic provides an example to show how to create a metric import task named `aliyun_task` for Elastic Compute Service (ECS). The task imports the `cpu_total` metric to the `aliyun` namespace. The response shows that the metric import task is created.

## Debugging

OpenAPI Explorer automatically calculates the signature value. For your convenience, we recommend that you call this operation in OpenAPI Explorer. OpenAPI Explorer dynamically generates the sample code of the operation for different SDKs.

## Request parameters

| Parameter | Type | Required | Example | Description |
|---|---|---|---|---|
| Action | String | Yes | CreateHybridMonitorTask | The operation that you want to perform. Set the value to **CreateHybridMonitorTask**. |
| Namespace | String | Yes | aliyun | The name of the namespace.<br>For information about how to obtain the name of a namespace, see DescribeHybridMonitorNamespaceList. |
| Description | String | No | The metric import task for an Alibaba Cloud service | The description of the metric import task. |
| TaskName | String | No | aliyun_task | The name of the metric import task.<br>• If the `TaskType` parameter is set to `aliyun_fc`, enter the name of the metric import task.<br>• If the `TaskType` parameter is set to `aliyun_sls`, enter the name of the metric for logs imported from Log Service. |
| TaskType | String | Yes | aliyun_fc | Specifies whether to create a metric import task for an Alibaba Cloud service or create a metric for logs imported from Log Service. Valid values:<br>• aliyun_fc: creates a metric import task for an Alibaba Cloud service<br>• aliyun_sls: creates a metric for logs imported from Log Service |

| Parameter | Type | Required | Example | Description |
| --- | --- | --- | --- | --- |
| CollectTargetType | String | Yes | aliyun_fc | The type of the collection target.<br>• If the `TaskType` parameter is set to `aliyun_fc`, enter `aliyun_fc`.<br>• If the `TaskType` parameter is set to `aliyun_sls`, enter the name of the Logstore group. |
| CollectInterval | String | No | 60 | The interval at which metrics are collected. Valid values:<br>• 15<br>• 60 (default value)<br>Unit: seconds.<br>**Note** This parameter is required only if the `TaskType` parameter is set to `aliyun_sls`. |
| GroupId | String | No | 3607**** | The ID of the application group.<br>For information about how to obtain the ID of an application group, see DescribeMonitorGroups.<br>**Note** This parameter is required only if the `TaskType` parameter is set to `aliyun_sls`. |

| Parameter | Type | Required | Example | Description |
| --- | --- | --- | --- | --- |
| YARMConfig | String | No | products:- namespace: acs_ecs_dashboard metric_info: - metric_list: - cpu_total | The configuration file of the Alibaba Cloud service that you want to monitor by using Hybrid Cloud Monitoring.<br>• namespace: the namespace of the Alibaba Cloud service. For information about how to query the namespace of an Alibaba Cloud service, see DescribeMetricMetaList.<br>• metric_list: the metrics of the Alibaba Cloud service. For information about how to query the metrics of an Alibaba Cloud service, see DescribeMetricMetaList.<br>The following code shows a sample configuration file:<br>`products:`<br>`- namespace: acs_ecs_dashboard`<br>`  metric_info:`<br>`  - metric_list:`<br>`  - cpu_total`<br>`  - cpu_idle`<br>`  - diskusage_utilization`<br>`  - CPUUtilization`<br>`  - DiskReadBPS`<br>`  - InternetOut`<br>`  - IntranetOut`<br>`  - cpu_system`<br>`- namespace: acs_rds_dashboard`<br>`  metric_info:`<br>`  - metric_list:`<br>`  - MySQL_QPS`<br>`  - MySQL_TPS`<br>**Note** This parameter is required only if the `TaskType` parameter is set to `aliyun_fc`. |

| Parameter | Type | Required | Example | Description |
| --- | --- | --- | --- | --- |
| TargetUserId | String | No | 120886317861**** | The ID of the member account.<br>If you call API operations by using a management account, you can connect the Alibaba Cloud services that are activated for a member account in Resource Directory to Hybrid Cloud Monitoring. You can use Resource Directory to monitor Alibaba Cloud services across enterprise accounts.<br>**Note** This parameter is required only if the `TaskType` parameter is set to `aliyun_fc`. |
| TargetUserIdList | String | No | 120886317861**** | The IDs of the member accounts. Separate multiple member account IDs with commas (,).<br>**Note** This parameter is required only if you call this operation by using the management account. |
| SLSProcessConfig | Object | No | | The configurations of the logs that are imported from Log Service.<br>**Note** This parameter is required only if the `TaskType` parameter is set to `aliyun_sls`. |
| Filter | Object | No | | The conditions that are used to filter logs imported from Log Service. |
| Relation | String | No | and | The relationship between multiple filter conditions. Valid values:<br>• and (default value): Logs are processed only if all filter conditions are met.<br>• or: Logs are processed if one of the filter conditions is met. |

| Parameter | Type | Required | Example | Description |
| --- | --- | --- | --- | --- |
| Filters | Array | No | | The conditions that are used to filter logs imported from Log Service. |
| SLSKeyName | String | No | code | The name of the key that is used to filter logs imported from Log Service. |
| Operator | String | No | = | The method that is used to filter logs imported from Log Service. Valid values:<br>• `contain` : contains<br>• `notContain` : does not contain<br>• `>` : greater than<br>• `<` : less than<br>• `=` : equal to<br>• `!=` : not equal to<br>• `>=` : greater than or equal to<br>• `<=` : less than or equal to |
| Value | String | No | 200 | The value of the key that is used to filter logs imported from Log Service. |
| Statistics | Array | No | | The method that is used to aggregate logs imported from Log Service. |
| SLSKeyName | String | No | name | The name of the key that is used to aggregate logs imported from Log Service. |

| Parameter | Type | Required | Example | Description |
| --- | --- | --- | --- | --- |
| Function | String | No | count | The function that is used to aggregate log data within a statistical period. Valid values:<br>• count: counts the number.<br>• sum: calculates the total value.<br>• avg: calculates the average value.<br>• max: selects the maximum value.<br>• min: selects the minimum value.<br>• value: collects samples within the statistical period.<br>• countps: calculates the counted number of the specified field divided by the total number of seconds within the statistical period.<br>• sumps: calculates the total value of the specified field divided by the total number of seconds within the statistical period.<br>• distinct: counts the number of logs where the specified field appears within the statistical period.<br>• distribution: counts the number of logs that meet a specified condition within the statistical period.<br>• percentile: sorts the values of the specified field in ascending order, and then returns the value that is at the specified percentile within the statistical period. Example: P50. |
| Alias | String | No | level_count | The alias of the aggregation result. |

| Parameter | Type | Required | Example | Description |
| --- | --- | --- | --- | --- |
| Parameter1 | String | No | 200 | The value of the function that is used to aggregate logs imported from Log Service.<br>• If you set the `Function` parameter to `distribution`, this parameter specifies the lower limit of the statistical interval. For example, if you want to calculate the number of HTTP requests whose status code is 2XX, set this parameter to 200.<br>• If you set the `Function` parameter to `percentile`, this parameter specifies the percentile at which the expected value is. For example, 0.5 specifies P50. |
| Parameter2 | String | No | 299 | The value of the function that is used to aggregate logs imported from Log Service.<br>**Note** This parameter is required only if the `Function` parameter is set to `distribution`. This parameter specifies the upper limit of the statistical interval. For example, if you want to calculate the number of HTTP requests whose status code is 2XX, set this parameter to 299. |
| GroupBy | Array | No | | The dimension based on which data is aggregated. This parameter is equivalent to the GROUP BY clause in SQL. |
| SLSKeyName | String | No | code | The name of the key that is used to aggregate logs imported from Log Service. |
| Alias | String | No | ApiResult | The alias of the aggregation result. |

| Parameter | Type | Required | Example | Description |
| --- | --- | --- | --- | --- |
| Express | Array | No | | The extended fields that specify the results of basic operations that are performed on aggregation results. |
| Express | String | No | success_count | The extended field that specifies the result of basic operations that are performed on aggregation results. |
| Alias | String | No | SuccRate | The alias of the extended field that specifies the result of basic operations that are performed on aggregation results. |
| AttachLabels.N.Value | String | No | testValue | The tag value of the metric. |
| AttachLabels.N.Name | String | No | app_service | The tag key of the metric. |

For more information about common request parameters, see Common parameters.

## Response parameters

| Parameter | Type | Example | Description |
| --- | --- | --- | --- |
| Code | String | 200 | The HTTP status code.<br>**Note** The status code 200 indicates that the call is successful. |
| Message | String | yamlConfigFail | The error message. |
| RequestId | String | 11145B76-566A-5D80-A8A3-FAD98D310079 | The ID of the request. |
| Success | String | true | Indicates whether the call is successful. Valid values:<br>• true: The call is successful.<br>• false: The call fails. |

## Examples

Sample requests

```
http(s)://[Endpoint]/?Action=CreateHybridMonitorTask
&Namespace=aliyun
&TaskName=aliyun_task
&TaskType=aliyun_fc
&YARMConfig=products:
- namespace: acs_ecs_dashboard
  metric_info:
  - metric_list:
    - cpu_total
&<Common request parameters>
```

Sample success responses

`XML` format

```
HTTP/1.1 200 OK
Content-Type:application/xml
<CreateHybridMonitorTaskResponse>
    <RequestId>11145B76-566A-5D80-A8A3-FAD98D310079</RequestId>
    <Code>200</Code>
    <Success>true</Success>
</CreateHybridMonitorTaskResponse>
```

`JSON` format

```
HTTP/1.1 200 OK
Content-Type:application/json
{
  "RequestId" : "11145B76-566A-5D80-A8A3-FAD98D310079",
  "Code" : 200,
  "Success" : true
}
```

## Error codes

For a list of error codes, visit the API Error Center.

# 1.16.3. ModifyHybridMonitorTask

Modifies a metric for the logs that are imported from Log Service.

This topic provides an example on how to modify the collection period of the `SLS_task` metric for the logs that are imported from Log Service to `15` seconds. The returned result indicates that the metric is modified.

## Debugging

OpenAPI Explorer automatically calculates the signature value. For your convenience, we recommend that you call this operation in OpenAPI Explorer. OpenAPI Explorer dynamically generates the sample code of the operation for different SDKs.

## Request parameters

| Parameter | Type | Required | Example | Description |
| --- | --- | --- | --- | --- |
| Action | String | Yes | ModifyHybridMonitorTask | The operation that you want to perform. Set the value to **ModifyHybridMonitorTask**. |
| TaskId | String | Yes | 36**** | The ID of the data monitoring task.<br>For information about how to obtain the ID of a data monitoring task, see DescribeHybridMonitorTaskList. |
| TaskName | String | Yes | SLS_task | The name of the data monitoring task.<br>For information about how to obtain the ID of a data monitoring task, see DescribeHybridMonitorTaskList. |
| Description | String | No | Monitoring data of logs from Log Service | The description of the data monitoring task. |
| CollectInterval | String | No | 15 | The collection period of the metric. Valid values:<br>• 15<br>• 60<br>Unit: seconds. |
| SLSProcessConfig | Object | No | | The configurations of the logs that are imported from Log Service. |
| Filter | Object | No | | The conditions that are used to filter logs imported from Log Service. |
| Relation | String | No | and | The relationship between multiple filter conditions. Default value: and. Valid values:<br>• and: CloudMonitor processes the logs that meet all specified filter conditions.<br>• or: CloudMonitor processes the logs that meet one of the specified filter conditions. |
| Filters | Array | No | | None. |

| Parameter | Type | Required | Example | Description |
| --- | --- | --- | --- | --- |
| SLSKeyName | String | No | code | The name of the key that is used to filter logs imported from Log Service. |
| Operator | String | No | = | The method that is used to filter logs imported from Log Service. Valid values:<br>• `contain` : contains<br>• `notContain` : does not contain<br>• `>` : greater than<br>• `<` : less than<br>• `=` : equal to<br>• `!=` : not equal to<br>• `>=` : greater than or equal to<br>• `<=` : less than or equal to |
| Value | String | No | 200 | The value of the key that is used to filter logs imported from Log Service. |
| Statistics | Array | No | | None. |
| SLSKeyName | String | No | name | The name of the key that is used to aggregate logs imported from Log Service. |

| Parameter | Type | Required | Example | Description |
| --- | --- | --- | --- | --- |
| Function | String | No | count | The function that is used to aggregate log data of a statistical period. Valid values:<br>• count: calculates the number of values of the specified field.<br>• sum: calculates the sum of the values of the specified field.<br>• avg: calculates the average of the values of the specified field.<br>• max: calculates the maximum value of the specified field.<br>• min: calculates the minimum value of the specified field.<br>• value: collects samples within the statistical period.<br>• countps: calculates the sum of the values of the specified field divided by the total number of seconds of the statistical period.<br>• sumps: calculates the number of values of the specified field divided by the total number of seconds of the statistical period.<br>• distinct: calculates the number of unique values of the specified field within the statistical period.<br>• distribution: calculates the number of logs that meet a specified condition within the statistical period.<br>• percentile: sorts the values of the specified field in ascending order, and then returns the value that is at the specified percentile (such as P50) within the statistical period. |
| Alias | String | No | level_count | The alias of the aggregation result. |

| Parameter | Type | Required | Example | Description |
| --- | --- | --- | --- | --- |
| Parameter1 | String | No | 200 | The value of the function that is used to aggregate logs imported from Log Service.<br>• If you set the `Function` parameter to `distribution`, this parameter specifies the lower limit of the statistical interval. For example, if you want to calculate the number of HTTP requests whose status code is 2XX, set this parameter to 200.<br>• If you set the `Function` parameter to `percentile`, this parameter specifies the percentile at which the expected value is. For example, 0.5 specifies P50. |
| Parameter2 | String | No | 299 | The value of the function that is used to aggregate logs imported from Log Service.<br>**Note** This parameter is required only if you set the `Function` parameter to `distribution`. This parameter specifies the upper limit of the statistical interval. For example, if you want to calculate the number of HTTP requests whose status code is 2XX, set this parameter to 299. |
| GroupBy | Array | No | | The dimension based on which data is aggregated. This parameter is equivalent to the GROUP BY clause in SQL. |

| Parameter | Type | Required | Example | Description |
|---|---|---|---|---|
| SLSKeyName | String | No | code | The name of the key that is used to aggregate logs imported from Log Service. |
| Alias | String | No | ApiResult | The alias of the aggregation result. |
| Express | Array | No | | The extended fields that specify the results of basic operations performed on aggregation results. |
| Express | String | No | success_count | The extended field that specifies the result of basic operations performed on aggregation results. |
| Alias | String | No | SuccRate | The alias of the extended field that specifies the result of basic operations performed on aggregation results. |
| AttachLabels.N.Value | String | No | testValue | The tag value of the metric. |
| AttachLabels.N.Name | String | No | app_service | The tag key of the metric. |

For more information about common request parameters, see Common parameters.

## Response parameters

| Parameter | Type | Example | Description |
|---|---|---|---|
| Code | String | 200 | The HTTP status code.<br>**Note** The status code 200 indicates that the call was successful. |
| Message | String | Invalid.SLSConfig | The error message. |
| RequestId | String | 11145B76-566A-5D80-A8A3-FAD98D310079 | The ID of the request. |

| Parameter | Type | Example | Description |
| --- | --- | --- | --- |
| Success | String | true | Indicates whether the call was successful. Valid values:<br>• true: The call was successful.<br>• false: The call failed. |

## Examples

### Sample requests

```
http(s)://[Endpoint]/?Action=ModifyHybridMonitorTask
&TaskId=36****
&TaskName=SLS_task
&CollectInterval=15
&<Common request parameters>
```

### Sample success responses

`XML` format

```
HTTP/1.1 200 OK
Content-Type:application/xml
<ModifyHybridMonitorTaskResponse>
    <RequestId>11145B76-566A-5D80-A8A3-FAD98D310079</RequestId>
    <Code>200</Code>
    <Success>true</Success>
</ModifyHybridMonitorTaskResponse>
```

`JSON` format

```
HTTP/1.1 200 OK
Content-Type:application/json
{
  "RequestId" : "11145B76-566A-5D80-A8A3-FAD98D310079",
  "Code" : 200,
  "Success" : true
}
```

## Error codes

For a list of error codes, visit the API Error Center.

# 1.16.4. DeleteHybridMonitorTask

Deletes a metric import task for Alibaba Cloud services or a metric for the logs that are imported from Log Service.

This topic provides an example on how to delete the data monitoring task whose ID is `36****`. The returned result indicates that the data monitoring task is deleted.

## Debugging

OpenAPI Explorer automatically calculates the signature value. For your convenience, we recommend that you call this operation in OpenAPI Explorer. OpenAPI Explorer dynamically generates the sample code of the operation for different SDKs.

## Request parameters

| Parameter | Type | Required | Example | Description |
|---|---|---|---|---|
| Action | String | Yes | DeleteHybridMonitorTask | The operation that you want to perform. Set the value to **DeleteHybridMonitorTask**. |
| TaskId | String | Yes | 36**** | The ID of the data monitoring task.<br>For information about how to obtain the ID of a data monitoring task, see DescribeHybridMonitorTaskList. |
| Namespace | String | No | aliyun | The name of the namespace.<br>The name can contain letters, digits, and hyphens (-). |
| TargetUserId | String | No | 120886317861**** | The ID of the Alibaba Cloud account that corresponds to a member in a resource directory.<br>**Note** This parameter is required only if you call this operation to delete a metric import task that belongs to a member in a resource directory. |

For more information about common request parameters, see Common parameters.

## Response parameters

| Parameter | Type | Example | Description |
|---|---|---|---|
| Code | String | 200 | The HTTP status code.<br>**Note** The status code 200 indicates that the call was successful. |
| Message | String | null | The error message. |

| Parameter | Type | Example | Description |
| --- | --- | --- | --- |
| RequestId | String | D6B8103F-7BAD-5FEB-945F-71D991AB8834 | The ID of the request. |
| Success | String | true | Indicates whether the call was successful. Valid values:<br>• true: The call was successful.<br>• false: The call failed. |

## Examples

### Sample requests

```
http(s)://[Endpoint]/?Action=DeleteHybridMonitorTask
&TaskId=36****
&<Common request parameters>
```

### Sample success responses

`XML` format

```
HTTP/1.1 200 OK
Content-Type:application/xml
<DeleteHybridMonitorTaskResponse>
    <RequestId>D6B8103F-7BAD-5FEB-945F-71D991AB8834</RequestId>
    <Code>200</Code>
    <Success>true</Success>
</DeleteHybridMonitorTaskResponse>
```

`JSON` format

```
HTTP/1.1 200 OK
Content-Type:application/json
{
  "RequestId" : "D6B8103F-7BAD-5FEB-945F-71D991AB8834",
  "Code" : 200,
  "Success" : true
}
```

## Error codes

For a list of error codes, visit the API Error Center.

# 1.16.5. DescribeHybridMonitorTaskList

Queries metric import tasks.

This topic provides an example on how to query all metric import tasks that belong to the current Alibaba Cloud account. The returned result indicates that the current account has only one metric import task. The metric import task is named `aliyun_task`.

## Debugging

OpenAPI Explorer automatically calculates the signature value. For your convenience, we recommend that you call this operation in OpenAPI Explorer. OpenAPI Explorer dynamically generates the sample code of the operation for different SDKs.

## Request parameters

| Parameter | Type | Required | Example | Description |
|---|---|---|---|---|
| Action | String | Yes | DescribeHybridMonitorTaskList | The operation that you want to perform. Set the value to **DescribeHybridMonitorTaskList**. |
| Keyword | String | No | task | The keyword that is used to search for metric import tasks. |
| TaskId | String | No | 36**** | The ID of the metric import task. |
| GroupId | String | No | 3607**** | The ID of the application group.<br>For information about how to obtain the ID of an application group, see DescribeMonitorGroups. |
| Namespace | String | No | aliyun | The name of the namespace.<br>For information about how to obtain the name of a namespace, see DescribeHybridMonitorNamespaceList. |
| PageSize | Integer | No | 10 | The number of entries to return on each page.<br>Minimum value: 1. Default value: 10. |
| PageNumber | Integer | No | 1 | The number of the page to return.<br>Pages start from page 1. Default value: 1. |

| Parameter | Type | Required | Example | Description |
| --- | --- | --- | --- | --- |
| IncludeAliyunTask | Boolean | No | true | Specifies whether the returned result includes metric import tasks for Alibaba Cloud services. Valid values:<br>• true (default value): includes metric import tasks for Alibaba Cloud services.<br>• false: excludes metric import tasks for Alibaba Cloud services. |
| TaskType | String | No | aliyun_fc | The type of the metric import task. Valid values:<br>• aliyun_fc: metric import tasks for Alibaba Cloud services<br>• aliyun_sls: metrics for logs imported from Log Service |

For more information about common request parameters, see Common parameters.

## Response parameters

| Parameter | Type | Example | Description |
| --- | --- | --- | --- |
| RequestId | String | 11145B76-566A-5D80-A8A3-FAD98D310079 | The ID of the request. |
| Success | String | true | Indicates whether the call was successful. Valid values:<br>• true: The call was successful.<br>• false: The call failed. |
| Code | String | 200 | The HTTP status code.<br>**Note** The status code 200 indicates that the call was successful. |
| Message | String | success | The returned message.<br>• If the call is successful, the value `successful` is returned.<br>• If the call fails, an error message is returned. |
| PageSize | Integer | 10 | The number of entries returned per page. |

| Parameter | Type | Example | Description |
| --- | --- | --- | --- |
| PageNumber | Integer | 1 | The page number of the returned page. |
| Total | Integer | 1 | The total number of returned entries. |
| TaskList | Array of TaskList | | The metric import tasks. |
| YARMConfig | String | products:- namespace: acs_ecs_dashboard metric_info: - metric_list: - cpu_total dimension: '' | The configuration file of the Alibaba Cloud service that you want to monitor by using Hybrid Cloud Monitoring.<br>• namespace: the namespace of the Alibaba Cloud service.<br>• metric_list: the metrics of the Alibaba Cloud service.<br>• dimension: the resources that you want to monitor by using Hybrid Cloud Monitoring. If you do not specify a dimension, all resources of the Alibaba Cloud service are monitored. |
| CreateTime | String | 1639382496000 | The timestamp when the metric import task was created.<br>Unit: milliseconds. |
| TaskName | String | aliyun_task | The name of the metric import task. |
| Namespace | String | aliyun | The namespace to which the host belongs. |
| UploadRegion | String | cn-hangzhou | The region where the host resides. |
| NetworkType | String | vpc | The network type of the host. Valid values:<br>VPC<br>Internet |

| Parameter | Type | Example | Description |
| --- | --- | --- | --- |
| CollectTimout | Integer | 15 | The timeout period during which the CloudMonitor agent collects host monitoring data. Valid values:<br>• 0<br>• 15<br>• 30<br>• 60<br>Unit: seconds. |
| CollectTargetEndpoint | String | http://localhost | The URL of the destination from which the CloudMonitor agent collects host monitoring data. |
| TaskType | String | aliyun_sls | The type of the metric import task. Valid values:<br>• aliyun_fc: metric import tasks for Alibaba Cloud services<br>• aliyun_sls: metrics for logs imported from Log Service |
| MatchExpressRelation | String | or | The relationship between the conditions that are used to filter metric import tasks. Valid values:<br>• or<br>• and |
| Description | String | aliyun | The description of the metric import task. |
| GroupId | String | 3607**** | The ID of the application group. |
| CollectInterval | Integer | 60 | The interval at which the CloudMonitor agent collects host monitoring data. Valid values:<br>• 15<br>• 30<br>• 60<br>Unit: seconds. |
| TargetUserId | String | 120886317861**** | The ID of the user to which the monitoring data belongs when you import the metrics of another account. |

| Parameter | Type | Example | Description |
| --- | --- | --- | --- |
| CollectTargetPath | String | /metrics | The relative path from which the CloudMonitor agent collects monitoring data. |
| CollectTargetType | String | nginx | The type of the monitoring data. Valid values: Spring, Tomcat, Nginx, Tengine, JVM, Redis, MySQL, and AWS. |
| TaskId | String | 36**** | The ID of the metric import task. |
| AttachLabels | Array of AttachLabels | | The tag of the metric import task. |
| Name | String | key1 | The key of the tag. |
| Value | String | value1 | The value of the tag. |
| MatchExpress | Array of MatchExpress | | The conditions that are used to match the instances in the application group. |
| Value | String | ECS_instance1 | The keyword that corresponds to the instance name. |
| Name | String | name | The name of the instance. |
| Function | String | all | The method that is used to match the instance name. Valid values:<br>• startWith: starts with a prefix<br>• endWith: ends with a suffix<br>• all: includes all<br>• equals: equals<br>• contains: contains<br>• notContains: excludes |
| Instances | Array of String | i-hp368focau7dp0hw**** | The ID of the instance. |
| ExtraInfo | String | test | The additional information of the instance. |

| Parameter | Type | Example | Description |
| --- | --- | --- | --- |
| LogFilePath | String | C:\UserData\log*.Log | The path where on-premises log data is stored. On-premises log data is stored in the specified path of the host where CloudMonitor is deployed.<br>• Windows: The log path must start with a drive letter. Example: `C:\UserData\log\*.Log`. You cannot specify wildcard characters in a log path.<br>• Linux: The log path must start with a forward slash (/). Example: `/home/appdata/log/**/*.log`. In this example, **/**/** is used to match all files in the appdata directory. |
| LogSplit | String | null | The result that is returned after on-premises log data is split based on the specified matching mode.<br>**Note** The matching modes of on-premises log data include full regex mode, delimiter mode, and JSON mode. |
| LogProcess | String | [{"metric": "metric1","filters": [{"column": "filed2","type": "include","values": ["222222"]}],"groupBys": [{"column": "filed3","name": "filed3"}],"calculates": [{"column": "field1","name": "avg","type": "avg"}]},{"metric": "metric2","filters": [{"column": "field1","type": "include","values": ["11111"]}],"groupBys": [{"column": "filed2","name": "filed2"}],"calculates": [{"column": "field1","name": "avg","type": "avg"}]}] | The method that is used to aggregate on-premises log data. |

| Parameter | Type | Example | Description |
| --- | --- | --- | --- |
| LogSample | String | null | The sample on-premises log. |
| SLSProcess | String | null | The configurations of the logs that are imported from Log Service. |

## Examples

### Sample requests

```
http(s)://[Endpoint]/?Action=DescribeHybridMonitorTaskList
&<Common request parameters>
```

### Sample success responses

`XML` format

```
HTTP/1.1 200 OK
Content-Type:application/xml
<DescribeHybridMonitorTaskListResponse>
    <RequestId>11145B76-566A-5D80-A8A3-FAD98D310079</RequestId>
    <PageSize>10</PageSize>
    <PageNumber>1</PageNumber>
    <Total>1</Total>
    <TaskList>
        <CollectTimout>15</CollectTimout>
        <CollectInterval>0</CollectInterval>
        <Description></Description>
        <TaskId>36****</TaskId>
        <CreateTime>1639382496000</CreateTime>
        <YARMConfig></YARMConfig>
        <CollectTargetPath></CollectTargetPath>
        <Namespace>aliyun</Namespace>
        <GroupId>0</GroupId>
        <MatchExpressRelation></MatchExpressRelation>
        <SLSProcess>{\"express\":[],\"filter\":{\"filters\":[]},\"groupby\":[],\"interval\"
:60,\"labels\":[],\"statistics\":[{\"alias\":\"referer_count\",\"function\":\"count\",\"key
\":\"referer\"}]}</SLSProcess>
        <CollectTargetEndpoint></CollectTargetEndpoint>
        <TaskName>aliyun_task</TaskName>
        <UploadRegion>unknown</UploadRegion>
        <NetworkType>vpc</NetworkType>
        <TaskType>aliyun_sls</TaskType>
        <CollectTargetType></CollectTargetType>
        <TargetUserId></TargetUserId>
    </TaskList>
    <Code>200</Code>
    <Success>true</Success>
</DescribeHybridMonitorTaskListResponse>
```

`JSON` format

```
HTTP/1.1 200 OK
Content-Type:application/json
{
  "RequestId" : "11145B76-566A-5D80-A8A3-FAD98D310079",
  "PageSize" : 10,
  "PageNumber" : 1,
  "Total" : 1,
  "TaskList" : [ {
    "CollectTimout" : 15,
    "CollectInterval" : 0,
    "Description" : "",
    "TaskId" : "36****",
    "CreateTime" : 1639382496000,
    "AttachLabels" : [ ],
    "YARMConfig" : "",
    "CollectTargetPath" : "",
    "Namespace" : "aliyun",
    "GroupId" : 0,
    "MatchExpressRelation" : "",
    "Instances" : [ ],
    "SLSProcess" : "{\"express\":[],\"filter\":{\"filters\":[]},\"groupby\":[],\"interval\"
:60,\"labels\":[],\"statistics\":[{\"alias\":\"referer_count\",\"function\":\"count\",\"key
\":\"referer\"}]}",
    "CollectTargetEndpoint" : "",
    "TaskName" : "aliyun_task",
    "UploadRegion" : "unknown",
    "NetworkType" : "vpc",
    "TaskType" : "aliyun_sls",
    "CollectTargetType" : "",
    "TargetUserId" : ""
  } ],
  "Code" : 200,
  "Success" : true
}
```

## Error codes

For a list of error codes, visit the Error Center.

# 1.16.6. CreateHybridMonitorNamespace

Creates a namespace.

## Prerequisites

Hybrid Cloud Monitoring is activated. For more information, see Activate Hybrid Cloud Monitoring.

## Usage notes

This topic provides an example on how to create a namespace named `aliyun`. In this example, the data retention period of the namespace is set to `cms.s1.3xlarge`. The returned result indicates that the namespace is created.

## Debugging

OpenAPI Explorer automatically calculates the signature value. For your convenience, we recommend that you call this operation in OpenAPI Explorer. OpenAPI Explorer dynamically generates the sample code of the operation for different SDKs.

## Request parameters

| Parameter | Type | Required | Example | Description |
|---|---|---|---|---|
| Action | String | Yes | CreateHybridMonitorNamespace | The operation that you want to perform. Set the value to **CreateHybridMonitorNamespace**. |
| Namespace | String | Yes | aliyun | The name of the namespace.<br>The name can contain letters, digits, and hyphens (-). |
| Description | String | No | The namespace for the metrics of Alibaba Cloud services. | The description of the namespace. |
| Spec | String | No | cms.s1.3xlarge | The data retention period of the namespace. Valid values:<br>• cms.s1.large: 15 days<br>• cms.s1.xlarge: 32 days<br>• cms.s1.2xlarge: 63 days<br>• cms.s1.3xlarge (default value): 93 days<br>• cms.s1.6xlarge: 185 days<br>• cms.s1.12xlarge: 376 days<br>For information about the pricing for different retention periods, see the **Pricing** section in Billing of the dashboard feature. |

For more information about common request parameters, see Common parameters.

## Response parameters

| Parameter | Type | Example | Description |
|---|---|---|---|

| Parameter | Type | Example | Description |
| --- | --- | --- | --- |
| Code | String | Success | Indicates whether the call was successful. |
| Message | String | Namespace.Existed | The error message. |
| RequestId | String | 3843D23A-FB9E-5DC8-BCCC-458768B79296 | The ID of the request. |
| Success | String | true | Indicates whether the call was successful. Valid values:<br>• true: The call was successful.<br>• false: The call failed. |

## Examples

### Sample requests

```
http(s)://[Endpoint]/?Action=CreateHybridMonitorNamespace
&Namespace=aliyun
&Spec=cms.s1.3xlarge
&<Common request parameters>
```

### Sample success responses

`XML` format

```
HTTP/1.1 200 OK
Content-Type:application/xml
<CreateHybridMonitorNamespace>
 <RequestId>3843D23A-FB9E-5DC8-BCCC-458768B79296</RequestId>
 <Code>Success</Code>
 <Success>true</Success>
</CreateHybridMonitorNamespace>
```

`JSON` format

```
HTTP/1.1 200 OK
Content-Type:application/json
{
  "RequestId" : "3843D23A-FB9E-5DC8-BCCC-458768B79296",
  "Code" : "Success",
  "Success" : true
}
```

## Error codes

For a list of error codes, visit the Error Center.

# 1.16.7. ModifyHybridMonitorNamespace

Modifies a namespace.

This topic provides an example on how to change the data retention period of the `aliyun` namespace to `cms.s1.2xlarge`. The returned result indicates that the namespace is modified.

## Debugging

OpenAPI Explorer automatically calculates the signature value. For your convenience, we recommend that you call this operation in OpenAPI Explorer. OpenAPI Explorer dynamically generates the sample code of the operation for different SDKs.

## Request parameters

| Parameter | Type | Required | Example | Description |
|---|---|---|---|---|
| Action | String | Yes | ModifyHybridMonitorNamespace | The operation that you want to perform. Set the value to **ModifyHybridMonitorNamespace**. |
| Namespace | String | Yes | aliyun | The name of the namespace.<br>The name can contain letters, digits, and hyphens (-).<br>For information about how to obtain the name of a namespace, see DescribeHybridMonitorNamespaceList. |
| Description | String | No | The namespace for the metrics of Alibaba Cloud services. | The description of the namespace. |
| Spec | String | No | cms.s1.2xlarge | The data retention period of the namespace. Valid values:<br>• cms.s1.large: 15 days<br>• cms.s1.xlarge: 32 days<br>• cms.s1.2xlarge: 63 days<br>• cms.s1.3xlarge: 93 days<br>• cms.s1.6xlarge: 185 days<br>• cms.s1.12xlarge: 376 days<br>For information about the pricing for different retention periods, see the **Pricing** section in Billing of the dashboard feature. |

For more information about common request parameters, see Common parameters.

## Response parameters

| Parameter | Type | Example | Description |
| --- | --- | --- | --- |
| Code | String | Success | Indicates whether the request was successful. |
| Message | String | %s | The error message. |
| RequestId | String | E190AB2E-7BF9-59B7-9DDC-7CB1782C5ECD | The ID of the request. |
| Success | String | true | Indicates whether the call was successful. Valid values:<br>• true: The call was successful.<br>• false: The call failed. |

## Examples

### Sample requests

```
http(s)://[Endpoint]/?Action=ModifyHybridMonitorNamespace
&Namespace=aliyun
&Spec=cms.s1.2xlarge
&<Common request parameters>
```

### Sample success responses

`XML` format

```
HTTP/1.1 200 OK
Content-Type:application/xml
<ModifyHybridMonitorNamespace>
 <RequestId>E190AB2E-7BF9-59B7-9DDC-7CB1782C5ECD</RequestId>
 <Code>Success</Code>
 <Success>true</Success>
</ModifyHybridMonitorNamespace>
```

`JSON` format

```
HTTP/1.1 200 OK
Content-Type:application/json
{
  "RequestId" : "E190AB2E-7BF9-59B7-9DDC-7CB1782C5ECD",
  "Code" : "Success",
  "Success" : true
}
```

## Error codes

For a list of error codes, visit the Error Center.

# 1.16.8. DeleteHybridMonitorNamespace

Deletes a namespace.

> **Note** If a metric import task is created for metrics in a namespace, you cannot delete the namespace unless you delete the task first.

This topic provides an example on how to delete a namespace named `aliyun`. The returned result indicates that the namespace is deleted.

## Debugging

OpenAPI Explorer automatically calculates the signature value. For your convenience, we recommend that you call this operation in OpenAPI Explorer. OpenAPI Explorer dynamically generates the sample code of the operation for different SDKs.

## Request parameters

| Parameter | Type | Required | Example | Description |
|---|---|---|---|---|
| Action | String | Yes | DeleteHybridMonitorNamespace | The operation that you want to perform. Set the value to **DeleteHybridMonitorNamespace**. |
| Namespace | String | Yes | aliyun | The name of the namespace.<br>For information about how to obtain the name of a namespace, see DescribeHybridMonitorNamespaceList. |

For more information about common request parameters, see Common parameters.

## Response parameters

| Parameter | Type | Example | Description |
|---|---|---|---|
| Code | String | Success | Indicates whether the request was successful. |
| Message | String | Namespace.NotFound | The error message. |

| Parameter | Type | Example | Description |
| --- | --- | --- | --- |
| RequestId | String | 3843D23A-FB9E-5DC8-BCCC-458768B79296 | The ID of the request. |
| Success | String | true | Indicates whether the call was successful. Valid values:<br>• true: The call was successful.<br>• false: The call failed. |

## Examples

### Sample requests

```
http(s)://[Endpoint]/?Action=DeleteHybridMonitorNamespace
&Namespace=aliyun
&<Common request parameters>
```

### Sample success responses

`XML` format

```
HTTP/1.1 200 OK
Content-Type:application/xml
<DeleteHybridMonitorNamespace>
 <RequestId>3843D23A-FB9E-5DC8-BCCC-458768B79296</RequestId>
 <Code>Success</Code>
 <Success>true</Success>
</DeleteHybridMonitorNamespace>
```

`JSON` format

```
HTTP/1.1 200 OK
Content-Type:application/json
{
  "RequestId" : "3843D23A-FB9E-5DC8-BCCC-458768B79296",
  "Code" : "Success",
  "Success" : true
}
```

## Error codes

For a list of error codes, visit the Error Center.

# 1.16.9. DescribeHybridMonitorNamespaceList

Queries namespaces and the details of the related metric import tasks.

In this example, all namespaces within the current account are queried. The response shows that the

current account has only one namespace named `aliyun-test`.

## Debugging

OpenAPI Explorer automatically calculates the signature value. For your convenience, we recommend that you call this operation in OpenAPI Explorer. OpenAPI Explorer dynamically generates the sample code of the operation for different SDKs.

## Request parameters

| Parameter | Type | Required | Example | Description |
|---|---|---|---|---|
| Action | String | Yes | DescribeHybridMonitorNamespaceList | The operation that you want to perform. Set the value to **DescribeHybridMonitorNamespaceList**. |
| PageSize | Integer | No | 10 | The number of entries to return on each page.<br>A minimum of 1 entry can be returned on each page. Default value: 10. |
| PageNumber | Integer | No | 1 | The number of the page to return.<br>Pages start from page 1. Default value: 1. |
| Keyword | String | No | aliyun | The keyword that is used to search for namespaces. |
| Namespace | String | No | aliyun-test | The name of the namespace.<br>The name can contain uppercase letters, lowercase letters, digits, and hyphens (-). |
| ShowTaskStatistic | Boolean | No | false | Specifies whether to return the configuration details of metric import tasks for Alibaba Cloud services and the number of metric import tasks for third-party services. Valid values:<br>• true<br>• false (default value) |

For more information about common request parameters, see Common parameters.

## Response parameters

| Parameter | Type | Example | Description |
| --- | --- | --- | --- |
| RequestId | String | 1EC450A4-3221-5148-B77E-2827576CFE48 | The ID of the request. |
| Success | String | true | Indicates whether the call is successful. Valid values:<br>• true: The call is successful.<br>• false: The call fails. |
| Code | String | Success | The returned message. |
| Message | String | Specified parameter PageSize is not valid. | The error message. |
| PageSize | Integer | 10 | The number of entries returned per page. |
| PageNumber | Integer | 1 | The page number of the returned page. |
| Total | Integer | 1 | The total number of returned entries. |
| DescribeHybridMonitorNamespace | Array of DescribeHybridMonitorNamespace | | The details of the namespaces. |
| Description | String | aliyun-test | The description of the namespace. |
| CreateTime | String | 1652682744000 | The timestamp that was generated when the namespace was created. |
| Namespace | String | aliyun-test | The name of the namespace. |
| IsDelete | Integer | 0 | Indicates whether the namespace is deleted. Valid values:<br>• 0: The namespace is not deleted.<br>• 1: The namespace is deleted. |
| Id | String | 3**** | The ID of the namespace. |

| Parameter | Type | Example | Description |
| --- | --- | --- | --- |
| ModifyTime | String | 1652682744000 | The timestamp that was generated when the namespace was last modified. |
| Detail | Object | | The details of the data retention period. |
| Spec | String | cms.s1.3xlarge | The data retention period. Valid values:<br>• cms.s1.large: Data is stored for 15 days.<br>• cms.s1.xlarge: Data is stored for 32 days.<br>• cms.s1.2xlarge: Data is stored for 63 days.<br>• cms.s1.3xlarge: Data is stored for 93 days.<br>• cms.s1.6xlarge: Data is stored for 185 days.<br>• cms.s1.12xlarge: Data is stored for 376 days. |
| NotAliyunTaskNumber | Long | 0 | The number of metric import tasks for third-party services. |
| AliyunProductMetricList | Array of AliyunProductMetric | | The configuration details of metric import tasks for Alibaba Cloud services. |
| UserId | Long | 120886317861**** | The account that is used to create the namespace. |
| NamespaceList | Array of Namespace | | The list of namespaces. |
| Namespace | String | acs_ecs_dashboard | The namespace for the Alibaba Cloud service. |
| MetricList | Array of Metric | | The list of metrics for the Alibaba Cloud service. |
| Period | Long | 60 | The interval at which metrics are collected.<br>Unit: seconds. |
| List | Array of String | ["cpu_total"] | The metrics. |

| Parameter | Type | Example | Description |
| --- | --- | --- | --- |
| YAMLConfig | String | products:- namespace: acs_ecs_dashboard metric_info: - metric_list: - cpu_total dimension: '' | The configuration file of the Alibaba Cloud service that you want to monitor by using Hybrid Cloud Monitoring.<br>• namespace: the namespace of the Alibaba Cloud service.<br>• metric_list: the metrics of the Alibaba Cloud service.<br>• dimension: the resources that you want to monitor by using Hybrid Cloud Monitoring. If you do not specify a dimension, all resources of the Alibaba Cloud service are monitored. |

## Examples

### Sample requests

```
http(s)://[Endpoint]/?Action=DescribeHybridMonitorNamespaceList
&<Common request parameters>
```

### Sample success responses

`XML` format

```
HTTP/1.1 200 OK
Content-Type:application/xml
<DescribeHybridMonitorNamespaceListResponse>
 <RequestId>1EC450A4-3221-5148-B77E-2827576CFE48</RequestId>
 <PageSize>10</PageSize>
 <PageNumber>1</PageNumber>
 <Total>1</Total>
 <DescribeHybridMonitorNamespace>
  <ModifyTime>1652682744000</ModifyTime>
  <Description></Description>
  <CreateTime>1652682744000</CreateTime>
  <IsDelete>0</IsDelete>
  <Id>3****</Id>
  <Namespace>aliyun-test</Namespace>
  <Detail>
   <Spec>cms.s1.3xlarge</Spec>
  </Detail>
 </DescribeHybridMonitorNamespace>
 <Code>Success</Code>
 <Success>true</Success>
</DescribeHybridMonitorNamespaceListResponse>
```

`JSON` format

```
HTTP/1.1 200 OK
Content-Type:application/json
{
  "RequestId" : "1EC450A4-3221-5148-B77E-2827576CFE48",
  "PageSize" : 10,
  "PageNumber" : 1,
  "Total" : 1,
  "DescribeHybridMonitorNamespace" : [ {
    "ModifyTime" : 1652682744000,
    "Description" : "",
    "CreateTime" : 1652682744000,
    "IsDelete" : 0,
    "Id" : "3****",
    "Namespace" : "aliyun-test",
    "Detail" : {
      "Spec" : "cms.s1.3xlarge"
    }
  } ],
  "Code" : "Success",
  "Success" : true
}
```

## Error codes

For a list of error codes, visit the Error Center.

# 1.16.10. CreateHybridMonitorSLSGroup

Creates a Logstore group for the metrics of Log Service logs.

## Prerequisites

Log Service is activated. A project and a Logstore are created in Log Service. For more information, see Getting Started.

## Description

In this example, a Logstore group named `Logstore_test` is created. The region ID is `cn-hangzhou`. The project is `aliyun-project`. The Logstore is `Logstore-ECS`. The response shows that the Logstore group is created.

## Debugging

OpenAPI Explorer automatically calculates the signature value. For your convenience, we recommend that you call this operation in OpenAPI Explorer. OpenAPI Explorer dynamically generates the sample code of the operation for different SDKs.

## Request parameters

| Parameter | Type | Required | Example | Description |
|---|---|---|---|---|

| Parameter | Type | Required | Example | Description |
| --- | --- | --- | --- | --- |
| Action | String | Yes | CreateHybridMonitorSLSGroup | The operation that you want to perform. Set the value to **CreateHybridMonitorSLSGroup**. |
| SLSGroupName | String | Yes | Logstore_test | The name of the Logstore group.<br>The name must be 2 to 32 characters in length and can contain uppercase letters, lowercase letters, digits, and underscores (_). The name must start with a letter. |
| SLSGroupDescription | String | No | The Logstore group to which the Alibaba Cloud service belongs. | The description of the Logstore group. |
| SLSGroupConfig.N.SLSRegion | String | Yes | cn-hangzhou | The region IDs.<br>Valid values of N: 1 to 25. |
| SLSGroupConfig.N.SLSProject | String | Yes | aliyun-project | The Log Service projects.<br>Valid values of N: 1 to 25. |
| SLSGroupConfig.N.SLSLogstore | String | Yes | Logstore-ECS | The Logstores.<br>Valid values of N: 1 to 25. |

| Parameter | Type | Required | Example | Description |
| --- | --- | --- | --- | --- |
| SLSGroupConfig.N.SLSUserId | String | No | 120886317861**** | The IDs of the member accounts.<br>Valid values of N: 1 to 25.<br>If you call API operations by using a management account, you can connect the Alibaba Cloud services that are activated for a member account in Resource Directory to Hybrid Cloud Monitoring. You can use Resource Directory to monitor Alibaba Cloud services across enterprise accounts.<br>**Note** If a member uses CloudMonitor for the first time, you must make sure that the service-linked role AliyunServiceRoleForCloudMonitor is attached to the member. For more information, see Manage the service-linked role for CloudMonitor. |

For more information about common request parameters, see Common parameters.

## Response parameters

| Parameter | Type | Example | Description |
| --- | --- | --- | --- |
| Code | String | 200 | The HTTP status code.<br>**Note** The status code 200 indicates that the call is successful. |
| Message | String | Duplicate.SLSGroup | The error message. |
| RequestId | String | 66683237-7126-50F8-BBF8-D67ACC919A17 | The ID of the request. |
| Success | String | true | Indicates whether the call is successful. Valid values:<br>• true: The call is successful.<br>• false: The call fails. |

## Examples

Sample requests

```
http(s)://[Endpoint]/?Action=CreateHybridMonitorSLSGroup
&SLSGroupName=Logstore_test
&SLSGroupConfig=[{"SLSRegion":"cn-hangzhou","SLSProject":"aliyun-project","SLSLogstore":"Lo
gstore-ECS"}]
&<Common request parameters>
```

Sample success responses

`XML` format

```
HTTP/1.1 200 OK
Content-Type:application/xml
<CreateHybridMonitorSLSGroupResponse>
    <RequestId>66683237-7126-50F8-BBF8-D67ACC919A17</RequestId>
    <Code>200</Code>
    <Success>true</Success>
</CreateHybridMonitorSLSGroupResponse>
```

`JSON` format

```
HTTP/1.1 200 OK
Content-Type:application/json
{
  "RequestId" : "66683237-7126-50F8-BBF8-D67ACC919A17",
  "Code" : 200,
  "Success" : true
}
```

## Error codes

For a list of error codes, visit the Error Center.

# 1.16.11. ModifyHybridMonitorSLSGroup

Modifies a Logstore group.

In this example, a Logstore group named `Logstore_test` is modified. The Logstore of the `aliyun-project` project in the `cn-hangzhou` region is changed to `Logstore-aliyun-all`. The response shows that the Logstore group is modified.

## Debugging

OpenAPI Explorer automatically calculates the signature value. For your convenience, we recommend that you call this operation in OpenAPI Explorer. OpenAPI Explorer dynamically generates the sample code of the operation for different SDKs.

## Request parameters

| Parameter | Type | Required | Example | Description |
| --- | --- | --- | --- | --- |
| Action | String | Yes | ModifyHybridMonitorSLSGroup | The operation that you want to perform. Set the value to **ModifyHybridMonitorSLSGroup**. |
| SLSGroupName | String | Yes | Logstore_test | The name of the Logstore group.<br>For information about how to obtain the name of a Logstore group, see DescribeHybridMonitorSLSGroup. |
| SLSGroupDescription | String | No | The Logstore group to which the Alibaba Cloud service belongs. | The description of the Logstore group. |
| SLSGroupConfig.N.SLSRegion | String | Yes | cn-hangzhou | The region IDs.<br>Valid values of N: 1 to 25. |
| SLSGroupConfig.N.SLSProject | String | Yes | aliyun-project | The Log Service projects.<br>Valid values of N: 1 to 25. |
| SLSGroupConfig.N.SLSLogstore | String | Yes | Logstore-aliyun-all | The Logstores.<br>Valid values of N: 1 to 25. |
| SLSGroupConfig.N.SLSUserId | String | No | 120886317861**** | The IDs of the member accounts.<br>Valid values of N: 1 to 25.<br>If you call API operations by using a management account, you can connect the Alibaba Cloud services that are activated for a member account in Resource Directory to Hybrid Cloud Monitoring. You can use Resource Directory to monitor Alibaba Cloud services across enterprise accounts.<br>**Note** If a member uses CloudMonitor for the first time, you must make sure that the service-linked role AliyunServiceRoleForCloudMonitor is attached to the member. For more information, see Manage the service-linked role for CloudMonitor. |

For more information about common request parameters, see Common parameters.

## Response parameters

| Parameter | Type | Example | Description |
|---|---|---|---|
| Code | String | 200 | The HTTP status code.<br>**Note** The status code 200 indicates that the call is successful. |
| Message | String | NotFound.SLSGroup | The error message. |
| RequestId | String | 66683237-7126-50F8-BBF8-D67ACC919A17 | The ID of the request. |
| Success | String | true | Indicates whether the call is successful. Valid values:<br>• true: The call is successful.<br>• false: The call fails. |

## Examples

### Sample requests

```
http(s)://[Endpoint]/?Action=ModifyHybridMonitorSLSGroup
&SLSGroupName=Logstore_test
&SLSGroupConfig=[{"SLSRegion":"cn-hangzhou","SLSProject":"aliyun-project","SLSLogstore":"Lo
gstore-aliyun-all"}]
&<Common request parameters>
```

### Sample success responses

`XML` format

```
HTTP/1.1 200 OK
Content-Type:application/xml
<ModifyHybridMonitorSLSGroupResponse>
    <RequestId>66683237-7126-50F8-BBF8-D67ACC919A17</RequestId>
    <Code>200</Code>
    <Success>true</Success>
</ModifyHybridMonitorSLSGroupResponse>
```

`JSON` format

```
HTTP/1.1 200 OK
Content-Type:application/json
{
  "RequestId" : "66683237-7126-50F8-BBF8-D67ACC919A17",
  "Code" : 200,
  "Success" : true
}
```

## Error codes

For a list of error codes, visit the Error Center.

# 1.16.12. DeleteHybridMonitorSLSGroup

Deletes a Logstore group.

This topic provides an example to show how to delete a Logstore group named `Logstore_test`. The response shows that the Logstore group is deleted.

## Debugging

OpenAPI Explorer automatically calculates the signature value. For your convenience, we recommend that you call this operation in OpenAPI Explorer. OpenAPI Explorer dynamically generates the sample code of the operation for different SDKs.

## Request parameters

| Parameter | Type | Required | Example | Description |
|---|---|---|---|---|
| Action | String | Yes | DeleteHybridMonitorSLSGroup | The operation that you want to perform. Set the value to **DeleteHybridMonitorSLSGroup**. |
| SLSGroupName | String | Yes | Logstore_test | The name of the Logstore group.<br>For information about how to obtain the name of a Logstore group, see DescribeHybridMonitorSLSGroup. |

For more information about common request parameters, see Common parameters.

## Response parameters

| Parameter | Type | Example | Description |
|---|---|---|---|
| Code | String | 200 | The HTTP status code.<br>**Note** The status code 200 indicates that the call is successful. |

| Parameter | Type | Example | Description |
| --- | --- | --- | --- |
| Message | String | RESOURCE_NOT_FOUND | The error message. |
| RequestId | String | 85198BFF-1DE6-556E-B6A4-C77C51C62B8D | The ID of the request. |
| Success | String | true | Indicates whether the call is successful. Valid values:<br>• true: The call is successful.<br>• false: The call fails. |

## Examples

### Sample requests

```
http(s)://[Endpoint]/?Action=DeleteHybridMonitorSLSGroup
&SLSGroupName=Logstore_test
&<Common request parameters>
```

### Sample success responses

`XML` format

```
HTTP/1.1 200 OK
Content-Type:application/xml
<DeleteHybridMonitorSLSGroupResponse>
    <RequestId>85198BFF-1DE6-556E-B6A4-C77C51C62B8D</RequestId>
    <Code>200</Code>
    <Success>true</Success>
</DeleteHybridMonitorSLSGroupResponse>
```

`JSON` format

```
HTTP/1.1 200 OK
Content-Type:application/json
{
  "RequestId" : "85198BFF-1DE6-556E-B6A4-C77C51C62B8D",
  "Code" : 200,
  "Success" : true
}
```

## Error codes

For a list of error codes, visit the Error Center.

# 1.16.13. DescribeHybridMonitorSLSGroup

Queries Logstore groups.

In this example, all Logstore groups within the current account are queried. The response shows that the current account has two Logstore groups: `Logstore_test` and `Logstore_aliyun`.

## Debugging

OpenAPI Explorer automatically calculates the signature value. For your convenience, we recommend that you call this operation in OpenAPI Explorer. OpenAPI Explorer dynamically generates the sample code of the operation for different SDKs.

## Request parameters

| Parameter | Type | Required | Example | Description |
|---|---|---|---|---|
| Action | String | Yes | DescribeHybridMonitorSLSGroup | The operation that you want to perform. Set the value to **DescribeHybridMonitorSLSGroup**. |
| Keyword | String | No | Logstore | The keyword that is used to search for Logstore groups. |
| PageSize | String | No | 10 | The number of entries to return on each page.<br>A minimum of 1 entry can be returned on each page. Default value: 10. |
| PageNumber | String | No | 1 | The number of the page to return.<br>Pages start from page 1. Default value: 1. |
| SLSGroupName | String | No | Logstore_test | The name of the Logstore group. |

For more information about common request parameters, see Common parameters.

## Response parameters

| Parameter | Type | Example | Description |
|---|---|---|---|
| Code | String | 200 | The HTTP status code.<br>**Note** The status code 200 indicates that the call is successful. |
| Message | String | NotFound.SLSGroup | The error message. |

| Parameter | Type | Example | Description |
| --- | --- | --- | --- |
| RequestId | String | 66683237-7126-50F8-BBF8-D67ACC919A17 | The ID of the request. |
| Success | String | N/A | Indicates whether the call is successful. Valid values:<br>• true: The call is successful.<br>• false: The call fails. |
| List | Array of Data | | The list of Logstore groups. |
| SLSGroupName | Long | Logstore_test | The name of the Logstore group. |
| SLSGroupDescription | String | The Logstore group to which the Alibaba Cloud service belongs. | The description of the Logstore group. |
| SLSGroupConfig | Array of SLS | | The configurations of the Logstore group. |
| SLSRegion | String | cn-hangzhou | The region ID. |
| SLSProject | String | aliyun-project | The Log Service project. |
| SLSLogstore | String | Logstore-aliyun-all | The Logstore. |
| SLSUserId | String | 120886317861**** | The ID of the member account.<br>**Note** This parameter is returned only when you call API operations by using a management account. |
| CreateTime | String | 1652845630000 | The timestamp that was generated when the Logstore group was created.<br>Unit: milliseconds. |
| UpdateTime | String | 1652845630000 | The timestamp that was generated when the Logstore group was modified.<br>Unit: milliseconds. |

| Parameter | Type | Example | Description |
| --- | --- | --- | --- |
| PageSize | Long | 10 | The number of entries returned per page. |
| PageNumber | Long | 1 | The page number of the returned page. |
| Total | Long | 2 | The total number of returned entries. |

## Examples

### Sample requests

```
http(s)://[Endpoint]/?Action=DescribeHybridMonitorSLSGroup
&<Common request parameters>
```

### Sample success responses

`XML` format

```
HTTP/1.1 200 OK
Content-Type:application/xml
<DescribeHybridMonitorSLSGroupResponse>
    <RequestId>66683237-7126-50F8-BBF8-D67ACC919A17</RequestId>
    <PageSize>10</PageSize>
    <PageNumber>1</PageNumber>
    <Total>2</Total>
    <List>
        <CreateTime>1652845630000</CreateTime>
        <SLSGroupName>Logstore_test</SLSGroupName>
        <UpdateTime>1652845630000</UpdateTime>
        <SLSGroupDescription/>
        <SLSGroupConfig>
            <SLSProject>aliyun-project</SLSProject>
            <SLSRegion>cn-hangzhou</SLSRegion>
            <SLSLogstore>Logstore-aliyun-all</SLSLogstore>
        </SLSGroupConfig>
    </List>
    <List>
        <CreateTime>1649230049000</CreateTime>
        <SLSGroupName>Logstore_aliyun</SLSGroupName>
        <UpdateTime>1649230049000</UpdateTime>
        <SLSGroupDescription/>
        <SLSGroupConfig>
            <SLSProject>aliyun-test</SLSProject>
            <SLSRegion>cn-qingdao</SLSRegion>
            <SLSLogstore>oss_log</SLSLogstore>
        </SLSGroupConfig>
    </List>
    <Code>200</Code>
    <Success>true</Success>
</DescribeHybridMonitorSLSGroupResponse>
```

`JSON` format

```
HTTP/1.1 200 OK
Content-Type:application/json
{
  "RequestId" : "66683237-7126-50F8-BBF8-D67ACC919A17",
  "PageSize" : 10,
  "PageNumber" : 1,
  "Total" : 2,
  "List" : [ {
    "CreateTime" : 1652845630000,
    "SLSGroupName" : "Logstore_test",
    "UpdateTime" : 1652845630000,
    "SLSGroupDescription" : "",
    "SLSGroupConfig" : [ {
      "SLSProject" : "aliyun-project",
      "SLSRegion" : "cn-hangzhou",
      "SLSLogstore" : "Logstore-aliyun-all"
    } ]
  }, {
    "CreateTime" : 1649230049000,
    "SLSGroupName" : "Logstore_aliyun",
    "UpdateTime" : 1649230049000,
    "SLSGroupDescription" : "",
    "SLSGroupConfig" : [ {
      "SLSProject" : "aliyun-test",
      "SLSRegion" : "cn-qingdao",
      "SLSLogstore" : "oss_log"
    } ]
  } ],
  "Code" : 200,
  "Success" : true
}
```

## Error codes

For a list of error codes, visit the Error Center.

# 1.16.14. DescribeHybridMonitorDataList

Queries the monitoring data in a specified namespace.

## Prerequisites

Hybrid Cloud Monitoring is activated. For more information, see Activate Hybrid Cloud Monitoring.

## Limits

The size of monitoring data that is returned in each call cannot exceed 1.5 MB. If the returned data reaches the upper limit, the query fails. You must reset the query conditions.

## Description

This topic provides an example to show how to query the monitoring data of the `AliyunEcs_cpu_total` metric in the `default-aliyun` namespace from `1653804865` (14:14:25 on May 29, 2022) to `1653805225` (14:20:25 on May 29, 2022).

## Debugging

OpenAPI Explorer automatically calculates the signature value. For your convenience, we recommend that you call this operation in OpenAPI Explorer. OpenAPI Explorer dynamically generates the sample code of the operation for different SDKs.

## Request parameters

| Parameter | Type | Required | Example | Description |
|---|---|---|---|---|
| Action | String | Yes | DescribeHybridMonitorDataList | The operation that you want to perform. Set the value to **DescribeHybridMonitorDataList**. |
| Namespace | String | Yes | default-aliyun | The name of the namespace.<br>For information about how to obtain the name of a namespace, see DescribeHybridMonitorNamespaceList. |
| PromSQL | String | Yes | AliyunEcs_cpu_total | The name of the metric.<br>**Note** PromQL statements are supported. |
| Start | Long | Yes | 1653804865 | The timestamp that specifies the beginning of the time range to query.<br>Unit: seconds. |
| End | Long | Yes | 1653805225 | The timestamp that specifies the end of the time range to query.<br>Unit: seconds. |
| Period | String | No | 60 | The interval at which monitoring data is collected.<br>Unit: seconds. |

For more information about common request parameters, see Common parameters.

## Response parameters

| Parameter | Type | Example | Description |
| --- | --- | --- | --- |
| Code | String | 200 | The HTTP status code.<br>**Note** The status code 200 indicates that the call is successful. |
| Message | String | end timestamp must not be before start time. | The error message. |
| RequestId | String | C240412F-3F5F-50E2-ACEC-DE808EF9C4BE | The ID of the request. |
| Success | String | true | Indicates whether the call is successful. Valid values:<br>• true: The call is successful.<br>• false: The call fails. |
| TimeSeries | Array of TimeSeries | | The returned monitoring data. |
| MetricName | String | AliyunEcs_cpu_total | The name of the metric. |
| Labels | Array of Label | | The tags of the time dimension. |
| K | String | instanceId | The tag key. |
| V | String | i-rj99xc6cptkk64ml**** | The tag value. |
| Values | Array of Value | | The metric values that are collected at different timestamps. |
| V | String | 0.13 | The metric value. |
| Ts | String | 1653804865 | The timestamp that indicates the time when the metric value is collected.<br>Unit: seconds. |

## Examples

### Sample requests

```
http(s)://[Endpoint]/?Action=DescribeHybridMonitorDataList
&Namespace=default-aliyun
&PromSQL=AliyunEcs_cpu_total
&Start=1653804865
&End=1653805225
&<Common request parameters>
```

### Sample success responses

`XML` format

```
HTTP/1.1 200 OK
Content-Type:application/xml
<DescribeHybridMonitorDataList>
 <TimeSeries>
  <MetricName>AliyunEcs_cpu_total</MetricName>
  <Values>
   <V>0.13</V>
   <Ts>1653804865</Ts>
  </Values>
  <Values>
   <V>0.13</V>
   <Ts>1653804925</Ts>
  </Values>
  <Values>
   <V>0.13</V>
   <Ts>1653804985</Ts>
  </Values>
  <Values>
   <V>0.17</V>
   <Ts>1653805045</Ts>
  </Values>
  <Values>
   <V>0.23</V>
   <Ts>1653805105</Ts>
  </Values>
  <Values>
   <V>0.2</V>
   <Ts>1653805165</Ts>
  </Values>
  <Values>
   <V>0.13</V>
   <Ts>1653805225</Ts>
  </Values>
  <Labels>
   <V>rg-acfmw3ty5y7****</V>
   <K>rmgroup_id</K>
  </Labels>
  <Labels>
   <V>ESS</V>
   <K>tag_ess</K>
  </Labels>
```

```
  <Labels>
   <V>hostname1</V>
   <K>hostname</K>
  </Labels>
  <Labels>
   <V>i-rj99xc6cptkk64ml****</V>
   <K>instanceId</K>
  </Labels>
  <Labels>
   <V>cn-hangzhou</V>
   <K>regionId</K>
  </Labels>
  <Labels>
   <V>192.168.XX.XX</V>
   <K>ipgroup</K>
  </Labels>
  <Labels>
   <V>120886317861****</V>
   <K>userId</K>
  </Labels>
 </TimeSeries>
 <RequestId>C240412F-3F5F-50E2-ACEC-DE808EF9C4BE</RequestId>
 <Code>200</Code>
 <Success>true</Success>
</DescribeHybridMonitorDataList>
```

`JSON` format

```
HTTP/1.1 200 OK
Content-Type:application/json
{
  "TimeSeries" : [ {
    "MetricName" : "AliyunEcs_cpu_total",
    "Values" : [ {
      "V" : "0.13",
      "Ts" : 1653804865
    }, {
      "V" : "0.13",
      "Ts" : 1653804925
    }, {
      "V" : "0.13",
      "Ts" : 1653804985
    }, {
      "V" : "0.17",
      "Ts" : 1653805045
    }, {
      "V" : "0.23",
      "Ts" : 1653805105
    }, {
      "V" : "0.2",
      "Ts" : 1653805165
    }, {
      "V" : "0.13",
      "Ts" : 1653805225
```

```
    } ],
    "Labels" : [ {
      "V" : "rg-acfmw3ty5y7****",
      "K" : "rmgroup_id"
    }, {
      "V" : "ESS",
      "K" : "tag_ess"
    }, {
      "V" : "hostname1",
      "K" : "hostname"
    }, {
      "V" : "i-rj99xc6cptkk64ml****",
      "K" : "instanceId"
    }, {
      "V" : "cn-hangzhou",
      "K" : "regionId"
    }, {
      "V" : "192.168.XX.XX",
      "K" : "ipgroup"
    }, {
      "V" : "120886317861****",
      "K" : "userId"
    } ]
  } ],
  "RequestId" : "C240412F-3F5F-50E2-ACEC-DE808EF9C4BE",
  "Code" : "200",
  "Success" : true
}
```


## Error codes

For a list of error codes, visit the Error Center.