

Alibaba Cloud

Domains
Quick Start

Document Version: 20220509

Legal disclaimer

Alibaba Cloud reminds you to carefully read and fully understand the terms and conditions of this legal disclaimer before you read or use this document. If you have read or used this document, it shall be deemed as your total acceptance of this legal disclaimer.

1. You shall download and obtain this document from the Alibaba Cloud website or other Alibaba Cloud-authorized channels, and use this document for your own legal business activities only. The content of this document is considered confidential information of Alibaba Cloud. You shall strictly abide by the confidentiality obligations. No part of this document shall be disclosed or provided to any third party for use without the prior written consent of Alibaba Cloud.
2. No part of this document shall be excerpted, translated, reproduced, transmitted, or disseminated by any organization, company or individual in any form or by any means without the prior written consent of Alibaba Cloud.
3. The content of this document may be changed because of product version upgrade, adjustment, or other reasons. Alibaba Cloud reserves the right to modify the content of this document without notice and an updated version of this document will be released through Alibaba Cloud-authorized channels from time to time. You should pay attention to the version changes of this document as they occur and download and obtain the most up-to-date version of this document from Alibaba Cloud-authorized channels.
4. This document serves only as a reference guide for your use of Alibaba Cloud products and services. Alibaba Cloud provides this document based on the "status quo", "being defective", and "existing functions" of its products and services. Alibaba Cloud makes every effort to provide relevant operational guidance based on existing technologies. However, Alibaba Cloud hereby makes a clear statement that it in no way guarantees the accuracy, integrity, applicability, and reliability of the content of this document, either explicitly or implicitly. Alibaba Cloud shall not take legal responsibility for any errors or lost profits incurred by any organization, company, or individual arising from download, use, or trust in this document. Alibaba Cloud shall not, under any circumstances, take responsibility for any indirect, consequential, punitive, contingent, special, or punitive damages, including lost profits arising from the use or trust in this document (even if Alibaba Cloud has been notified of the possibility of such a loss).
5. By law, all the contents in Alibaba Cloud documents, including but not limited to pictures, architecture design, page layout, and text description, are intellectual property of Alibaba Cloud and/or its affiliates. This intellectual property includes, but is not limited to, trademark rights, patent rights, copyrights, and trade secrets. No part of this document shall be used, modified, reproduced, publicly transmitted, changed, disseminated, distributed, or published without the prior written consent of Alibaba Cloud and/or its affiliates. The names owned by Alibaba Cloud shall not be used, published, or reproduced for marketing, advertising, promotion, or other purposes without the prior written consent of Alibaba Cloud. The names owned by Alibaba Cloud include, but are not limited to, "Alibaba Cloud", "Aliyun", "HiChina", and other brands of Alibaba Cloud and/or its affiliates, which appear separately or in combination, as well as the auxiliary signs and patterns of the preceding brands, or anything similar to the company names, trade names, trademarks, product or service names, domain names, patterns, logos, marks, signs, or special descriptions that third parties identify as Alibaba Cloud and/or its affiliates.
6. Please directly contact Alibaba Cloud for any errors of this document.

Document conventions






Style	Description	Example
 Danger	A danger notice indicates a situation that will cause major system changes, faults, physical injuries, and other adverse results.	 Danger: Resetting will result in the loss of user configuration data.
 Warning	A warning notice indicates a situation that may cause major system changes, faults, physical injuries, and other adverse results.	 Warning: Restarting will cause business interruption. About 10 minutes are required to restart an instance.
 Notice	A caution notice indicates warning information, supplementary instructions, and other content that the user must understand.	 Notice: If the weight is set to 0, the server no longer receives new requests.
 Note	A note indicates supplemental instructions, best practices, tips, and other content.	 Note: You can use Ctrl + A to select all files.
>	Closing angle brackets are used to indicate a multi-level menu cascade.	Click Settings > Network > Set network type .
Bold	Bold formatting is used for buttons, menus, page names, and other UI elements.	Click OK .
Courier font	Courier font is used for commands	Run the <code>cd /d C:/window</code> command to enter the Windows system folder.
<i>Italic</i>	Italic formatting is used for parameters and variables.	<code>bae log list --instanceid</code> <i>Instance_ID</i>
[] or [a b]	This format is used for an optional value, where only one item can be selected.	<code>ipconfig [-all -t]</code>
{ } or {a b}	This format is used for a required value, where only one item can be selected.	<code>switch {active stand}</code>

Table of Contents

- 1.Naming and Registration Suggestions for Domain Names ----- 05
 - 1.1. Naming rules for domain names ----- 05
- 2.Register a generic domain name ----- 07

1. Naming and Registration Suggestions for Domain Names

1.1. Naming rules for domain names

Domain names with different suffixes may be subject to different naming rules. You must follow the corresponding naming rules to register a domain name and pass the domain name review. This topic describes the naming rules for Chinese domain names, English domain names, and special domain names. You can study the corresponding rules based on your business requirements and plan your domain name.

Note

- If the domain name contains a special word that indicates China, such as "中国", "国家", "中华", and "全国", it must be registered by the corresponding trademark holder of an organization. Individuals or non-trademark holder organizations cannot apply to register the domain name without prior authorization.
- If the domain name contains prohibited characters that are stipulated by the Measures for the Administration of Internet Domain Names of China, the domain name cannot be registered or pass the domain name review in mainland China. In this case, you must transfer the domain name to a registrar.

Naming rules for Chinese domain names

A Chinese domain name must comply with the following rules:

- The Chinese domain name must contain at least one Chinese character and can contain letters, digits, and hyphens (-). The letters are not case-sensitive.
- The domain name must be registered in simplified or traditional Chinese. For most domain name registries, a domain name in simplified Chinese is equivalent to its traditional Chinese form. However, if a domain name is registered in simplified Chinese, the equivalent domain name in traditional Chinese can no longer be registered. The reverse operation also applies.
- The domain name cannot start or end with a hyphen (-), plus sign (+), at sign (@), ampersand (&), or space.
- The domain name cannot contain only letters or digits.
- The domain name cannot contain consecutive hyphens (--) or only one hyphen (-). A hyphen (-) cannot be placed at the beginning or end of a domain name.
- The Punycode for the domain name cannot exceed 63 characters in length.
- Some domain names do not support Chinese characters, such as .com.cn, .net.cn, and .org.cn domain names.

Naming rules for English domain names

An English domain name must comply with the following rules:

- The domain name can contain letters, digits, and hyphens (-). The letters are not case-sensitive. It cannot contain spaces or special characters, such as exclamation points (!), dollar signs (\$), ampersands (&), and question marks (?).

- The domain name cannot contain consecutive hyphens (--) or only one hyphen (-). A hyphen (-) cannot be placed at the beginning or end of a domain name.
- The domain name cannot exceed 63 characters in length.
-

Naming rules for .中国, .cn, .公司, and .网络 domain names

The *Notice on Adjusting the Standards for Auditing Domain Names* that is issued by the China Internet Network Information Center (CNNIC) stipulates the following conditions. If the word "中国", "国家", "中华", or "全国" is used in a .中国, .cn, .公司, or .网络 domain name that is registered for an organization, the registration of the domain name must be applied for by the corresponding trademark holder. Individuals or non-trademark holder organization cannot apply to register the domain name without prior authorization.

For example, the registration of the 中国律师协会.中国 domain name can be applied for only by the corresponding trademark holder, the All China Lawyers Association. This organization must submit real-name verification materials within five days after the domain name is registered and pass the CNNIC qualification review. Then, this organization can use the domain name. If the registration application is submitted by an individual or a non-trademark holder organization, the application will not pass the CNNIC qualification review and the corresponding domain name will be directly deleted.

2. Register a generic domain name

Alibaba Cloud provides rich domain name registration services. You can register a domain name on the Alibaba Cloud Domains service platform.


Procedure

Note

- The registrars at the Alibaba Cloud International site (alibabacloud.com) are registrars outside China. You cannot apply for an ICP filing for a domain name registered at the Alibaba Cloud International site (alibabacloud.com). If you want to deploy your services such as websites in , you must register your domain name and complete the ICP filing for your website at the Alibaba Cloud China site (aliyun.com). Otherwise, your website may be inaccessible in .
- The procedure to register a premium domain name is similar to that to register a generic domain name. You can register a premium domain name by performing the steps described in this topic.
-

1. Search for a domain name.

- Go to the [Domain Name Registration](#) page at the Alibaba Cloud International site (alibabacloud.com).
- Enter a domain name in the search box and click **Search**.
- Select a suffix from the drop-down list and click **Search**.
 - If the status of the domain name in the search results is **Taken**, the domain name has been registered by another user. In this case, you must choose another domain name or suffix for registration.

 **Note** If the domain name that you want to register has been registered, you can choose a domain name with another suffix for registration. For example, you want to register the forexample.com domain name, but it has been registered by another user. In this case, you can choose a domain name that uses another suffix, such as forexample.net, forexample.info, or forexample.xin.

- If the status of a domain name is not **Taken**, the domain name is not registered, and you can add the domain name to your shopping cart for registration.


2. Select a domain name from the search results and add the domain name to your shopping cart.

- Find a domain name that is not in the **Taken** state and click **Add to cart**.
- In the **Shopping Cart** panel, select the domain name that you want to purchase, specify the purchase period, and then click **Buy Now**.

3. Add the related information about the domain name registrant and confirm the terms of service.

- i. On the **Confirm Order** page, add information about the domain name registrant by using one of the following methods:

- If you have created a registrant profile, select the profile.
- If you have not created a registrant profile, or you want to add a new domain name registrant, click **Create Registrant Profile** to create a profile. After you create a registrant profile, select it on the Confirm Order page.


 **Note** If you are registering a .cn domain name, and you have completed real-name verification for the registrant specified in the selected profile, you do not need to perform real-name verification again after the .cn domain name is registered. If you have not completed real-name verification for the registrant specified in the selected profile, you must complete the verification as soon as possible after the registration. For more information, see [Real-name verification for .cn domain names](#).

- ii. Read and select the terms of service, and click **Place Order**.

4. Complete the payment.

Make sure that the domain name information is correct, select a payment method, and then click **Purchase**.

After the payment is complete, the state of your order becomes **Processing**. When the state changes to **Successful**, the domain name has been registered.

 **Note** Premium domain names and reserved domain names are more valuable than other domain names. Therefore, they are excluded from all promotional activities.

For more information about domain name registration, see [FAQ about domain name registration](#).

What's next

After you register a .cn domain name, you must submit the same information to complete real-name verification. Otherwise, the domain name does not work. For more information, see [Real-name verification for .cn domain names](#).