

Alibaba Cloud

Alibaba Cloud CDN

Pricing

Issue: 20190123

Legal disclaimer

Alibaba Cloud reminds you to carefully read and fully understand the terms and conditions of this legal disclaimer before you read or use this document. If you have read or used this document, it shall be deemed as your total acceptance of this legal disclaimer.









1. You shall download and obtain this document from the Alibaba Cloud website or other Alibaba Cloud-authorized channels, and use this document for your own legal business activities only. The content of this document is considered confidential information of Alibaba Cloud. You shall strictly abide by the confidentiality obligations. No part of this document shall be disclosed or provided to any third party for use without the prior written consent of Alibaba Cloud.
2. No part of this document shall be excerpted, translated, reproduced, transmitted, or disseminated by any organization, company, or individual in any form or by any means without the prior written consent of Alibaba Cloud.
3. The content of this document may be changed due to product version upgrades, adjustments, or other reasons. Alibaba Cloud reserves the right to modify the content of this document without notice and the updated versions of this document will be occasionally released through Alibaba Cloud-authorized channels. You shall pay attention to the version changes of this document as they occur and download and obtain the most up-to-date version of this document from Alibaba Cloud-authorized channels.
4. This document serves only as a reference guide for your use of Alibaba Cloud products and services. Alibaba Cloud provides the document in the context that Alibaba Cloud products and services are provided on an "as is", "with all faults" and "as available" basis. Alibaba Cloud makes every effort to provide relevant operational guidance based on existing technologies. However, Alibaba Cloud hereby makes a clear statement that it in no way guarantees the accuracy, integrity, applicability, and reliability of the content of this document, either explicitly or implicitly. Alibaba Cloud shall not bear any liability for any errors or financial losses incurred by any organizations, companies, or individuals arising from their download, use, or trust in this document. Alibaba Cloud shall not, under any circumstances, bear responsibility for any indirect, consequential, exemplary, incidental, special, or punitive damages, including lost profits arising from the use or trust in this document, even if Alibaba Cloud has been notified of the possibility of such a loss.
5. By law, all the content of the Alibaba Cloud website, including but not limited to works, products, images, archives, information, materials, website architecture, website graphic layout, and webpage design, are intellectual property of Alibaba Cloud and/or its affiliates. This intellectu

al property includes, but is not limited to, trademark rights, patent rights, copyrights, and trade secrets. No part of the Alibaba Cloud website, product programs, or content shall be used, modified, reproduced, publicly transmitted, changed, disseminated, distributed, or published without the prior written consent of Alibaba Cloud and/or its affiliates. The names owned by Alibaba Cloud shall not be used, published, or reproduced for marketing, advertising, promotion, or other purposes without the prior written consent of Alibaba Cloud. The names owned by Alibaba Cloud include, but are not limited to, "Alibaba Cloud", "Aliyun", "HiChina", and other brands of Alibaba Cloud and/or its affiliates, which appear separately or in combination, as well as the auxiliary signs and patterns of the preceding brands, or anything similar to the company names, trade names, trademarks, product or service names, domain names, patterns, logos, marks, signs, or special descriptions that third parties identify as Alibaba Cloud and/or its affiliates).

6. Please contact Alibaba Cloud directly if you discover any errors in this document.

Generic conventions

Table -1: Style conventions

Style	Description	Example
	This warning information indicates a situation that will cause major system changes, faults, physical injuries, and other adverse results.	 Danger: Resetting will result in the loss of user configuration data.
	This warning information indicates a situation that may cause major system changes, faults, physical injuries, and other adverse results.	 Warning: Restarting will cause business interruption. About 10 minutes are required to restore business.
	This indicates warning information, supplementary instructions, and other content that the user must understand.	 Notice: Take the necessary precautions to save exported data containing sensitive information.
	This indicates supplemental instructions, best practices, tips, and other content that is good to know for the user.	 Note: You can use Ctrl + A to select all files.
>	Multi-level menu cascade.	Settings > Network > Set network type
Bold	It is used for buttons, menus, page names, and other UI elements.	Click OK .
Courier font	It is used for commands.	Run the <code>cd /d C:/windows</code> command to enter the Windows system folder.
<i>Italics</i>	It is used for parameters and variables.	<code>bae log list --instanceid Instance_ID</code>
[] or [a b]	It indicates that it is a optional value, and only one item can be selected.	<code>ipconfig [-all -t]</code>
{ } or {a b}	It indicates that it is a required value, and only one item can be selected.	<code>swich {stand / slave}</code>

Contents

Legal disclaimer.....	I
Generic conventions.....	I
1 Billing method.....	1
1.1 Basic Service.....	1
1.2 Value-added service.....	1
2 Purchase Procedure.....	3
3 Configuration change procedure.....	4
4 Overdue instructions.....	5

1 Billing method

1.1 Basic Service

Alibaba Cloud CDN billing methods charges for two parts of services: basic services and value-added services.

Billing Methods

When you open CDN service, you can choose two billing methods for basic services: PayByBandwidth or PayByTraffic. See the [Pricing Details](#) for more information.

When your ...	We recommend ...	Description
Domain name traffic curve is relatively flat or bandwidth utilization exceeds 30% for the whole day.	PayByBandwidth	You are billed by daily peak bandwidth. A peak bandwidth value is recorded at intervals of 5 minutes for a total of 288 values each day. The highest value is used for billing.
Domain name traffic curve varies and bandwidth spikes, or where the bandwidth utilization is less than 30 % for the whole day.	PayByTraffic	Your are billed according to the actual traffic used hourly.

**Note:**

The traffic shown on the console is derived from our log recorded at the application layer, which is 7%-15% lower than the actual network traffic. For more information, see [What's the differences between the traffic you billed and the traffic monitored by the console?](#)

1.2 Value-added service

In addition to the basic services, the HTTPS Acceleration is charged separately as value-added services.

Static HTTPS Requests

When you enable static HTTPS requests on CDN console, you need to pay for this item. For more information, see

For more information, see [Pricing](#).

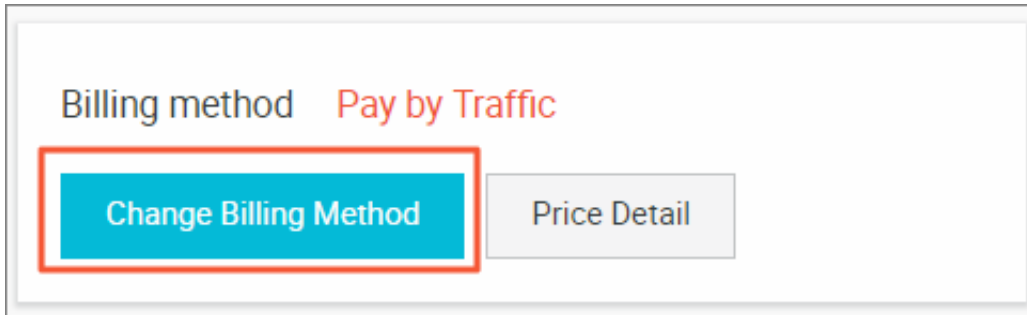
2 Purchase Procedure

1. Log on to the [CDN console](#).
2. Click [Buy Now](#) to purchase Alibaba Cloud CDN.
3. On the **Enable Service** page, select the appropriate [billing method](#). Once you confirm your order, the CDN service is enabled.
4. When the CDN service has been activated, log on to the Alibaba Cloud console to add and manage CDN domain names. For more information, see [Quick Start](#).

3 Configuration change procedure

Change change instructions

1. Go to the [CDN console](#), click **Change Billing Method**.

**Note:**

If you have bought a traffic package, you can only choose PayByTraffic as your billing method.

2. On the [Configuration Upgrade](#) page, choose your target billing method, then click **Activate**.



3. The system will change the configuration at 00:00 on the second calendar day after the end of the current billing cycle. The process takes 1 to 10 minutes. You may not submit another configuration change request for this CDN instance until the current configuration change takes effect.

If you change between **PayByTraffic** and **PayByBandwidth**, it will take effect at 00:00 on the second day.

**Note:**

If you mis-change the configuration, you cannot change it back until 00:00 on the second day.

4 Overdue instructions

Service stop instruction

- After a bill is overdue, your CDN service will be locked and stop service after 24 hours. During the 24 hours, you will receive a short message or email reminder. Your service will not be affected if you have charged the bill within 24 hours.
- If you fail to charge within 24 hours, your CDN service will stop, while your cached resources will be released. Your configuration will be kept for 12 months.

Balance warning prompt

- PayByTraffic: The system determines whether your account balance is sufficient to pay for your CDN service for the next 3 billing cycles based on the average amount due of your CDN service during last 7 hours. If not, you will receive a short message or email reminder.
- PayByBandwidth: The system determines whether your account balance is sufficient to pay for your CDN service for the next billing cycle (day) based on the amount due of your CDN service during the last billing cycle (day). If not, you will receive a short message or email reminder.

You can log on to the CDN console and enter [CDN Billing Management](#). In the **Billing Alerts** page, set **Threshold Alert** and **Credit Limit Alert**. You will receive a short message or

email reminder when your account balance is less than the threshold or limit value you set.

The screenshot displays the Alibaba Cloud Billing Management console. On the left is a dark sidebar with various icons. The main content area has a top navigation bar with a 'Home' link and a 'Billing Management' section. Under 'Billing Management', there is a list of options: 'Spending Summary', 'Bills', 'Orders', 'Contract Manage', 'Resource Packages', 'Usage Records', 'Renewal', 'Payment Methods', 'Billing Alerts' (highlighted with a red box), 'Coupons', 'Credit Payment', and 'Tax ID'. To the right of the sidebar, the 'Billing Alerts' configuration page is visible. It features a 'Threshold Alert' section with a checked checkbox and a 'Send an email when' dropdown menu. Below this is a form with fields for 'Amount spent:' and 'Send notification'. A 'Credit Limit Alert' section is also visible with a checked checkbox and another 'Send an email when' dropdown menu. Below this is a form with fields for 'Percent:' and 'Send notification'. The bottom of the page shows the issue number 'Issue: 20190123'.

Home

Billing Management

- Spending Summary
- ▶ Bills
- Orders
- Contract Manage
- ▶ Resource Packages
- Usage Records
- Renewal
- Payment Methods
- Billing Alerts**
- Coupons
- Credit Payment
- Tax ID

Billing Alerts

☒ Threshold Alert

Send an email when

Amount spent:

Send notification

☒ Credit Limit Alert

Send an email when

Percent:

Issue: 20190123

Send notification