

Alibaba Cloud

Alibaba Cloud CDN

Pricing

Issue: 20180930

Legal disclaimer

Alibaba Cloud reminds you to carefully read and fully understand the terms and conditions of this legal disclaimer before you read or use this document. If you have read or used this document, it shall be deemed as your total acceptance of this legal disclaimer.








1. You shall download and obtain this document from the Alibaba Cloud website or other Alibaba Cloud-authorized channels, and use this document for your own legal business activities only. The content of this document is considered confidential information of Alibaba Cloud. You shall strictly abide by the confidentiality obligations. No part of this document shall be disclosed or provided to any third party for use without the prior written consent of Alibaba Cloud.
2. No part of this document shall be excerpted, translated, reproduced, transmitted, or disseminated by any organization, company, or individual in any form or by any means without the prior written consent of Alibaba Cloud.
3. The content of this document may be changed due to product version upgrades, adjustments, or other reasons. Alibaba Cloud reserves the right to modify the content of this document without notice and the updated versions of this document will be occasionally released through Alibaba Cloud-authorized channels. You shall pay attention to the version changes of this document as they occur and download and obtain the most up-to-date version of this document from Alibaba Cloud-authorized channels.
4. This document serves only as a reference guide for your use of Alibaba Cloud products and services. Alibaba Cloud provides the document in the context that Alibaba Cloud products and services are provided on an "as is", "with all faults" and "as available" basis. Alibaba Cloud makes every effort to provide relevant operational guidance based on existing technologies. However, Alibaba Cloud hereby makes a clear statement that it in no way guarantees the accuracy, integrity, applicability, and reliability of the content of this document, either explicitly or implicitly. Alibaba Cloud shall not bear any liability for any errors or financial losses incurred by any organizations, companies, or individuals arising from their download, use, or trust in this document. Alibaba Cloud shall not, under any circumstances, bear responsibility for any indirect, consequential, exemplary, incidental, special, or punitive damages, including lost profits arising from the use or trust in this document, even if Alibaba Cloud has been notified of the possibility of such a loss.
5. By law, all the content of the Alibaba Cloud website, including but not limited to works, products, images, archives, information, materials, website architecture, website graphic layout, and webpage design, are intellectual property of Alibaba Cloud and/or its affiliates. This intellectual property includes, but is not limited to, trademark rights, patent rights, copyrights, and trade

secrets. No part of the Alibaba Cloud website, product programs, or content shall be used, modified, reproduced, publicly transmitted, changed, disseminated, distributed, or published without the prior written consent of Alibaba Cloud and/or its affiliates. The names owned by Alibaba Cloud shall not be used, published, or reproduced for marketing, advertising, promotion, or other purposes without the prior written consent of Alibaba Cloud. The names owned by Alibaba Cloud include, but are not limited to, "Alibaba Cloud", "Aliyun", "HiChina", and other brands of Alibaba Cloud and/or its affiliates, which appear separately or in combination, as well as the auxiliary signs and patterns of the preceding brands, or anything similar to the company names, trade names, trademarks, product or service names, domain names, patterns, logos, marks, signs, or special descriptions that third parties identify as Alibaba Cloud and/or its affiliates).

6. Please contact Alibaba Cloud directly if you discover any errors in this document.

Generic conventions

Table -1: Style conventions

Style	Description	Example
	This warning information indicates a situation that will cause major system changes, faults, physical injuries, and other adverse results.	 Danger: Resetting will result in the loss of user configuration data.
	This warning information indicates a situation that may cause major system changes, faults, physical injuries, and other adverse results.	 Warning: Restarting will cause business interruption. About 10 minutes are required to restore business.
	This indicates warning information, supplementary instructions, and other content that the user must understand.	 Note: Take the necessary precautions to save exported data containing sensitive information.
	This indicates supplemental instructions, best practices, tips, and other content that is good to know for the user.	 Note: You can use Ctrl + A to select all files.
>	Multi-level menu cascade.	Settings > Network > Set network type
Bold	It is used for buttons, menus, page names, and other UI elements.	Click OK .
Courier font	It is used for commands.	Run the <code>cd /d C:/windows</code> command to enter the Windows system folder.
<i>Italics</i>	It is used for parameters and variables.	<code>bae log list --instanceid Instance_ID</code>
[] or [a b]	It indicates that it is a optional value, and only one item can be selected.	<code>ipconfig [-all -t]</code>
{ } or {a b}	It indicates that it is a required value, and only one item can be selected.	<code>swich {stand / slave}</code>

Contents

Legal disclaimer.....	I
Generic conventions.....	I
1 Billing method.....	1
1.1 Pricing Overview.....	1
1.2 Basic Services.....	2
1.3 Value-added services.....	3
2 Purchase Procedure.....	5
3 Configuration change procedure.....	6
4 Overdue instructions.....	8

1 Billing method

1.1 Pricing Overview

Alibaba Cloud CDN billing methods charges for two parts of services: basic services and value-added services.

How to charge

Alibaba Cloud CDN pricing system consists of basic services and value-added services.

- Basic services: [PayByBandwidth](#) and [PayByTraffic](#) . You can switch between PayByTraffic and PayByBandwidth based on your needs. The new billing method will take effect for the billing cycle following the change. See the table below of different scenarios for the two billing methods.

**Note:**

Bandwidth utilization refers to actual used traffic (Gbps)/(peak bandwidth (Mbps) x 10.54). For 1 Mbps bandwidth, 100% utilization for a whole day would generate approximately 10.54 Gbps of traffic.

- [Value-added services](#): when you have activated HTTPS Secure Acceleration service or Dynamic Route for CDN service, you shall pay the bill beyond basic service.

Pricing zones

Currently, Alibaba Cloud has 8 pricing zones: Mainland China (CN), North America (NA), Europe (EU), Asia-Pacific 1 (AP1), Asia-Pacific 2 (AP2), Asia-Pacific 3 (AP3), Middle East and Africa (MEAA), and South America (SA).

How pricing zones distributes:

- Mainland China (CN):
- Asia-Pacific 1 (AP1): Hong Kong, Taiwan, Macao, Japan and all Southeast Asia except Vietnam and Indonesia.
- Asia-Pacific 2 (AP2): India, Indonesia, Korea, and Vietnam.
- Asia-Pacific 3 (AP3): Australia and New Zealand.
- North America (NA)
- South America (SA)
- Europe (EU)

- Middle East & Africa (MEAA)

1.2 Basic Services

For basic services, you can choose any of two methods for billing: PayByBandwidth or PayByTraffic.

Choose the billing method suitable for you according to the table below.

When your ...	We recommend ...	Description
Domain name traffic curve is relatively flat or bandwidth utilization exceeds 30% for the whole day.	PayByBandwidth	You are billed by daily peak bandwidth. A peak bandwidth value is recorded at intervals of 5 minutes for a total of 288 values each day. The highest value is used for billing.
Domain name traffic curve varies and bandwidth spikes, or where the bandwidth utilization is less than 30 % for the whole day.	PayByTraffic	You are billed according to the actual traffic used hourly.

PayByBandwidth

- Billing item: Peak bandwidth.
- Payment method: Pay-As-You-Go.
- Billing cycle: Billed by day, and fees are deducted in real time (the bill for the previous day is issued and the fees are deducted after 00:00 each day).
- Billing standard: PayByBandwidth is based on the maximum bandwidth your CDN service on and overseas nodes has consumed (in Mbps) for the current day. The default limit of upper bandwidth for PayByBandwidth is 100 Gbps. Submit a ticket if you have other requirements.
- On a tiered pricing basis. The peak bandwidth is billed according to the specified unit price respectively.

Billing time: the end of the current billing cycle (on a calendar day basis). A bill is usually issued within one hour after the current billing cycle ends. For example, the bill for June 17 is generated after 0:00 June 18. Fees are automatically deducted from your account balance.

PayByTraffic

- Billing item: Downstream traffic.
- Payment method: Pay-As-You-Go.

- Upper bandwidth limit by default: 10Gbps. (Reason: to avoid high costs due to irregular or malicious traffic)
- Billing cycle: Billed by hour, and the fees are deducted in real time.
- How to calculate traffic data: The system collects summary data from domain names of the nodes across the CDN at intervals of 5 minutes (288 nodes a day). This data is used as the basis for billing.
- Billing rules: Pay by traffic on a tiered pricing basis according to different billing zones monthly.
- Billing standard: the billing time ends with the current billing cycle. A bill is typically issued within one hour after the current billing cycle ends. For example, the bill for traffic consumed between 10:00-11:00 is generated after 11:00. Fees are then automatically deducted from your account balance.

**Note:**

In the following conditions, you are still charged even you have bought traffic package:

- You have used up the amount of the traffic package.
- You have bought the traffic package only, without other value-added services, such as HTTPS request packages.
- You have used the traffic when you are outside mainland China.
- You have selected the billing method as **PayByBandwidth**.

1.3 Value-added services

In addition to the basic services, the HTTPS Acceleration and Dynamic Route for CDN are charged separately as value-added services.

Requests

- Billing item: Static HTTPS requests, dynamic HTTPS requests, and dynamic HTTP requests.
- Payment method: Pay-As-You-Go.
- Billing rule: Billed on all the billing items' price for value-added services. All these requests are accumulated on a calendar day basis.
- Billing cycle: Billed by day, and fees are deducted in real time (the bill for the previous day is issued and fees are deducted after 00:00 each day).
- Billing time: The end of the current billing cycle (on a calendar day basis). A bill is usually generated within one hour after the current billing cycle ends. For example, the bill for June 17

is generated after 0:00 June 18. The system determines the specific time of billing. After a bill is generated, fees are automatically deducted from your account balance to settle the bill.

Dynamic Route for CDN

Currently, the Alibaba Cloud Dynamic Route for CDN has been on service. See [Pricing](#).

- Billing item: The total value-added service requests generated by all domain names that active Dynamic Route for CDN on the current day. They are billed separately.
- Payment method: Pay-As-You-Go.
- Billing cycle: Billed by hour, and fees are deducted in real time.

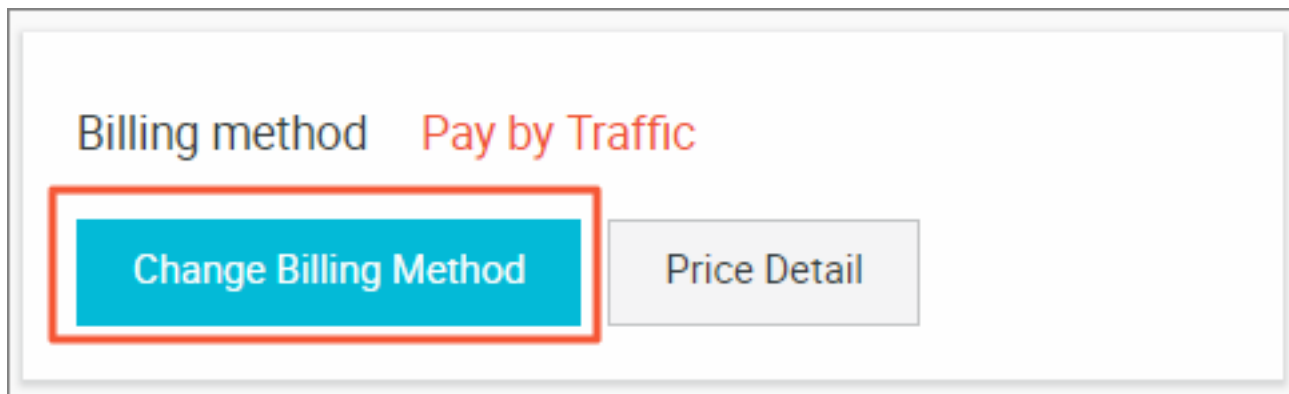
2 Purchase Procedure

1. Log on to the [CDN console](#).
2. Click **Buy Now** to start your Alibaba Cloud CDN before you have fully understood this product.
3. On the **Enable Service** page, select the appropriate [billing method](#). Once you confirm your order, the CDN service is enabled.
4. When the CDN service has been activated, log on to the Alibaba Cloud console to add and manage CDN domain names. For more information, see [Quick Start](#).

3 Configuration change procedure

Change change instructions

1. Go to the [CDN console](#), click **Change Billing Method**.

**Note:**

If you have bought a traffic package, you can only choose PayByTraffic as your billing method.

2. On the [Configuration Upgrade](#) page, choose your target billing method, then click

Activate.

Configuration Upgrade

Basic Configuration

Billing Method

PayByPeakBandwidth

3. The system will change the configuration at 00:00 on the second calendar day after the end of the current billing cycle. The process takes 1 to 10 minutes. You may not submit another configuration change request for this CDN instance until the current configuration change takes effect.

If you change between **PayByTraffic** and **PayByBandwidth**, it will take effect at 00:00 on the second day.

**Note:**

If you mis-change the configuration, you cannot change it back until 00:00 on the second day.

4 Overdue instructions

Service stop instruction

- After a bill is overdue, your CDN service will be locked and stop service after 24 hours. During the 24 hours, you will receive a short message or email reminder. Your service will not be affected if you have charged the bill within 24 hours.
- If you fail to charge within 24 hours, your CDN service will stop, while your cached resources will be released. Your configuration will be kept for 12 months.

Balance warning prompt

- PayByTraffic: The system determines whether your account balance is sufficient to pay for your CDN service for the next 3 billing cycles based on the average amount due of your CDN service during last 7 hours. If not, you will receive a short message or email reminder.
- PayByBandwidth: The system determines whether your account balance is sufficient to pay for your CDN service for the next billing cycle (day) based on the amount due of your CDN service during the last billing cycle (day). If not, you will receive a short message or email reminder.

You can log on to the [CDN console](#) and enter **CDN Billing Management**. In the **Billing Alerts** page, set **Threshold Alert** and **Credit Limit Alert**. You will receive a short message

or email reminder when your account balance is less than the threshold or limit value you set.

The screenshot displays the Alibaba Cloud Billing Management console. On the left is a dark sidebar with various icons. The main content area has a top navigation bar with a 'Home' link. Below this, the 'Billing Management' section is active, showing a list of options: Spending Summary, Bills, Orders, Contract Manage, Resource Packages, Usage Records, Renewal, Payment Methods, Billing Alerts (highlighted with a red box), Coupons, Credit Payment, and Tax ID. To the right, the 'Billing Alerts' configuration page is shown. It features a 'Threshold Alert' checkbox which is checked, followed by the text 'Send an email when'. Below this is a form with two input fields: 'Amount spent:' and 'Send notification'. Further down, there is a 'Credit Limit Alert' checkbox, also checked, followed by 'Send an email when'. Below this is another form with an input field labeled 'Percent:'.

Home

Billing Management

- Spending Summary
- ▶ Bills
- Orders
- Contract Manage
- ▶ Resource Packages
- Usage Records
- Renewal
- Payment Methods
- Billing Alerts**
- Coupons
- Credit Payment
- Tax ID

Billing Alerts

☒ Threshold Alert

Send an email when

Amount spent:

Send notification

☒ Credit Limit Alert

Send an email when

Percent: