

Alibaba Cloud Domain

Quick Start

Issue: 20190111

Legal disclaimer

Alibaba Cloud reminds you to carefully read and fully understand the terms and conditions of this legal disclaimer before you read or use this document. If you have read or used this document, it shall be deemed as your total acceptance of this legal disclaimer.









1. You shall download and obtain this document from the Alibaba Cloud website or other Alibaba Cloud-authorized channels, and use this document for your own legal business activities only. The content of this document is considered confidential information of Alibaba Cloud. You shall strictly abide by the confidentiality obligations. No part of this document shall be disclosed or provided to any third party for use without the prior written consent of Alibaba Cloud.
2. No part of this document shall be excerpted, translated, reproduced, transmitted, or disseminated by any organization, company, or individual in any form or by any means without the prior written consent of Alibaba Cloud.
3. The content of this document may be changed due to product version upgrades, adjustments, or other reasons. Alibaba Cloud reserves the right to modify the content of this document without notice and the updated versions of this document will be occasionally released through Alibaba Cloud-authorized channels. You shall pay attention to the version changes of this document as they occur and download and obtain the most up-to-date version of this document from Alibaba Cloud-authorized channels.
4. This document serves only as a reference guide for your use of Alibaba Cloud products and services. Alibaba Cloud provides the document in the context that Alibaba Cloud products and services are provided on an "as is", "with all faults" and "as available" basis. Alibaba Cloud makes every effort to provide relevant operational guidance based on existing technologies. However, Alibaba Cloud hereby makes a clear statement that it in no way guarantees the accuracy, integrity, applicability, and reliability of the content of this document, either explicitly or implicitly. Alibaba Cloud shall not bear any liability for any errors or financial losses incurred by any organizations, companies, or individuals arising from their download, use, or trust in this document. Alibaba Cloud shall not, under any circumstances, bear responsibility for any indirect, consequential, exemplary, incidental, special, or punitive damages, including lost profits arising from the use or trust in this document, even if Alibaba Cloud has been notified of the possibility of such a loss.
5. By law, all the content of the Alibaba Cloud website, including but not limited to works, products, images, archives, information, materials, website architecture, website graphic layout, and webpage design, are intellectual property of Alibaba Cloud and/or its affiliates. This intellectu

al property includes, but is not limited to, trademark rights, patent rights, copyrights, and trade secrets. No part of the Alibaba Cloud website, product programs, or content shall be used, modified, reproduced, publicly transmitted, changed, disseminated, distributed, or published without the prior written consent of Alibaba Cloud and/or its affiliates. The names owned by Alibaba Cloud shall not be used, published, or reproduced for marketing, advertising, promotion, or other purposes without the prior written consent of Alibaba Cloud. The names owned by Alibaba Cloud include, but are not limited to, "Alibaba Cloud", "Aliyun", "HiChina", and other brands of Alibaba Cloud and/or its affiliates, which appear separately or in combination, as well as the auxiliary signs and patterns of the preceding brands, or anything similar to the company names, trade names, trademarks, product or service names, domain names, patterns, logos, marks, signs, or special descriptions that third parties identify as Alibaba Cloud and/or its affiliates).

6. Please contact Alibaba Cloud directly if you discover any errors in this document.

Generic conventions

Table -1: Style conventions

Style	Description	Example
	This warning information indicates a situation that will cause major system changes, faults, physical injuries, and other adverse results.	 Danger: Resetting will result in the loss of user configuration data.
	This warning information indicates a situation that may cause major system changes, faults, physical injuries, and other adverse results.	 Warning: Restarting will cause business interruption. About 10 minutes are required to restore business.
	This indicates warning information, supplementary instructions, and other content that the user must understand.	 Notice: Take the necessary precautions to save exported data containing sensitive information.
	This indicates supplemental instructions, best practices, tips, and other content that is good to know for the user.	 Note: You can use Ctrl + A to select all files.
>	Multi-level menu cascade.	Settings > Network > Set network type
Bold	It is used for buttons, menus, page names, and other UI elements.	Click OK .
Courier font	It is used for commands.	Run the <code>cd /d C:/windows</code> command to enter the Windows system folder.
<i>Italics</i>	It is used for parameters and variables.	<code>bae log list --instanceid Instance_ID</code>
[] or [a b]	It indicates that it is a optional value, and only one item can be selected.	<code>ipconfig [-all -t]</code>
{ } or {a b}	It indicates that it is a required value, and only one item can be selected.	<code>swich {stand / slave}</code>

Contents

Legal disclaimer.....	I
Generic conventions.....	I
1 Naming and Registration Suggestions for Domain Names.....	1
2 Rules for registering a domain name.....	2
3 Buy a domain name.....	3
4 Domain registration information.....	4

1 Naming and Registration Suggestions for Domain Names

2 Rules for registering a domain name

You must follow the rules for registering a domain name.

For a Chinese domain name

The following rules apply when registering a Chinese domain name:

- The domain name must contain at least one Chinese character and may contain English letters, digits, and hyphens (-). It cannot consist of only English letters or digits.
- The domain name can be registered in simplified Chinese or traditional Chinese. If a domain name is registered in simplified Chinese, the equivalent domain name in traditional Chinese can no longer be registered. The converse operation also applies. This is designed to protect brands' domain names.
- Illegal characters can not be found at the end of the first row, such as: two-character (-), plus sign (+), (@), (&), spaces, etc;
- A Chinese domain name cannot contain only digits or only letters.

For an English domain name

The following rules apply when registering an English domain name:

- Only English letters (a-z; case-insensitive), digits (0-9), and hyphens (-) are supported. Spaces and special characters (such as !, \$, &, and ?) are not supported.
- The domain name cannot start or end with a hyphen (-), or use a hyphen (-) as the third or fourth character.
- The domain name can be up to 63 characters in length.

3 Buy a domain name

The following steps detail how to buy a domain name:

1. Log on to Alibaba Cloud domain. If you have no Alibaba Cloud account, apply for one.
2. Enter the domain name you want in the search box and click **Find A Domain**.
3. Select the domain name you want from the search results, and click **Add to cart**.
4. On the **Shopping cart** page, click **Buy Now**.
5. On the **Confirm Order** page, click **Place Order**.
6. On the Pay page, click **Pay**.

If the domain name you want is already registered, alternatives that have not already been registered may be available. For example, if the .com domain for www.justanexample.com is already registered, you can select another available domain such as .info and create www.justanexample.info instead.

Registering a premium domain name is the same procedure as registering an ordinary domain name, which means you can follow these steps as required.

4 Domain registration information

- [Items of domain registration information](#)
- [Modify domain registration information](#)

Items of domain registration information

When registering a domain name, you must provide the relevant registrant, administrative, technical, billing, and DNS server information. These items are explained as follows.

- Registrant: the owner of the domain name. It must be genuine and valid.
- Admin Contact: in general, the registrant designates a technician in the company as the administrative contact. It has the permission to modify most of the domain name information, including the domain name registrant's address, zip code, phone and fax numbers, administrative contact, technical contact, billing contact, and DNS server.
- Tech Contact: it has essentially the same permissions with the administrative contact. The ISP who provides the network server is the technical contact.
- PBilling Contact: it is mainly responsible for the billing of the domain name.
- DNS servers: they provide domain name resolution services for the registered domain names. At least two DNS servers are required to make sure that the DNS services are not interrupted. A DNS server must be a real and valid server in the Internet.

Modify domain registration information

According to the [Provisions](#) of the Internet Corporation for Assigned Names and Numbers (ICANN) and the "Domain Name Registration Agreement", Alibaba Cloud, as a domain name registrar, is duty bound to send you an email to verify any change in your domain registration information.

You must modify your domain name information as necessary.

Note:

- Once you receive such emails, you must check the domain name information in time and make sure that the information is correct.
- Otherwise, you may miss important notifications about the domain name and leave your domain name facing security issues.

According to the provisions of the “Domain Name Registration Agreement”, the provision of false or invalid registration information or failure to update the registration information may cause the domain name to be disabled.

See [Modify domain name information](#).