

# Alibaba Cloud Domain Quick Start

Issue: 20190819

## Legal disclaimer

---

Alibaba Cloud reminds you to carefully read and fully understand the terms and conditions of this legal disclaimer before you read or use this document. If you have read or used this document, it shall be deemed as your total acceptance of this legal disclaimer.

1. You shall download and obtain this document from the Alibaba Cloud website or other Alibaba Cloud-authorized channels, and use this document for your own legal business activities only. The content of this document is considered confidential information of Alibaba Cloud. You shall strictly abide by the confidentiality obligations. No part of this document shall be disclosed or provided to any third party for use without the prior written consent of Alibaba Cloud.
2. No part of this document shall be excerpted, translated, reproduced, transmitted, or disseminated by any organization, company, or individual in any form or by any means without the prior written consent of Alibaba Cloud.
3. The content of this document may be changed due to product version upgrades, adjustments, or other reasons. Alibaba Cloud reserves the right to modify the content of this document without notice and the updated versions of this document will be occasionally released through Alibaba Cloud-authorized channels. You shall pay attention to the version changes of this document as they occur and download and obtain the most up-to-date version of this document from Alibaba Cloud-authorized channels.
4. This document serves only as a reference guide for your use of Alibaba Cloud products and services. Alibaba Cloud provides the document in the context that Alibaba Cloud products and services are provided on an "as is", "with all faults" and "as available" basis. Alibaba Cloud makes every effort to provide relevant operational guidance based on existing technologies. However, Alibaba Cloud hereby makes a clear statement that it in no way guarantees the accuracy, integrity, applicability, and reliability of the content of this document, either explicitly or implicitly. Alibaba Cloud shall not bear any liability for any errors or financial losses incurred by any organizations, companies, or individuals arising from their download, use, or trust in this document. Alibaba Cloud shall not, under any circumstances, bear responsibility for any indirect, consequential, exemplary, incidental, special, or punitive damages, including lost profits arising from the use








or trust in this document, even if Alibaba Cloud has been notified of the possibility of such a loss.

5. By law, all the content of the Alibaba Cloud website, including but not limited to works, products, images, archives, information, materials, website architecture, website graphic layout, and webpage design, are intellectual property of Alibaba Cloud and/or its affiliates. This intellectual property includes, but is not limited to, trademark rights, patent rights, copyrights, and trade secrets. No part of the Alibaba Cloud website, product programs, or content shall be used, modified, reproduced, publicly transmitted, changed, disseminated, distributed, or published without the prior written consent of Alibaba Cloud and/or its affiliates. The names owned by Alibaba Cloud shall not be used, published, or reproduced for marketing, advertising, promotion, or other purposes without the prior written consent of Alibaba Cloud. The names owned by Alibaba Cloud include, but are not limited to, "Alibaba Cloud", "Aliyun", "HiChina", and other brands of Alibaba Cloud and/or its affiliates, which appear separately or in combination, as well as the auxiliary signs and patterns of the preceding brands, or anything similar to the company names, trade names, trademarks, product or service names, domain names, patterns, logos, marks, signs, or special descriptions that third parties identify as Alibaba Cloud and/or its affiliates).
6. Please contact Alibaba Cloud directly if you discover any errors in this document.



## Generic conventions

Table -1: Style conventions

Style	Description	Example
	This warning information indicates a situation that will cause major system changes, faults, physical injuries, and other adverse results.	 <b>Danger:</b> Resetting will result in the loss of user configuration data.
	This warning information indicates a situation that may cause major system changes, faults, physical injuries, and other adverse results.	 <b>Warning:</b> Restarting will cause business interruption. About 10 minutes are required to restore business.
	This indicates warning information, supplementary instructions, and other content that the user must understand.	 <b>Notice:</b> Take the necessary precautions to save exported data containing sensitive information.
	This indicates supplemental instructions, best practices, tips, and other content that is good to know for the user.	 <b>Note:</b> You can use Ctrl + A to select all files.
>	Multi-level menu cascade.	Settings > Network > Set network type
<b>Bold</b>	It is used for buttons, menus, page names, and other UI elements.	Click <b>OK</b> .
Courier font	It is used for commands.	Run the <code>cd / d C :/ windows</code> command to enter the Windows system folder.
<i>Italics</i>	It is used for parameters and variables.	<code>bae log list --instanceid <i>Instance_ID</i></code>
[ ] or [a b]	It indicates that it is an optional value, and only one item can be selected.	<code>ipconfig [-all -t]</code>

Style	Description	Example
<code>{}</code> or <code>{a b}</code>	It indicates that it is a required value, and only one item can be selected.	<code>swich {stand   slave}</code>



# Contents

---

Legal disclaimer.....	I
Generic conventions.....	I
1 Naming and Registration Suggestions for Domain Names.....	1
1.1 Naming rules for domain names.....	1
2 Register a domain name.....	3



# 1 Naming and Registration Suggestions for Domain Names

---

## 1.1 Naming rules for domain names

Domain names with different suffixes may have different naming rules. You must follow the corresponding domain name naming rules to register a domain name. This topic describes the naming rules for Chinese and English domains and other special domains. You can study the corresponding rules based on your business requirements and select your domain name.

### Naming rules for Chinese domain names

A Chinese domain name must comply to the following rules:

- The domain name must contain one Chinese character and can contain letters, digits, and hyphens (-).
- The domain name can be registered in simplified or traditional Chinese. For most domain name registrars, a domain name in simplified Chinese is equivalent to its traditional Chinese form. However, if a domain name is registered in simplified Chinese, the equivalent domain name in traditional Chinese can no longer be registered. The converse operation also applies.
- The domain name cannot start or end with a hyphen (-), plus sign (+), at sign (@), ampersand (&), or space.
- The domain name cannot only contain letters or digits.
- The domain name cannot contain consecutive hyphens (--) or only one hyphen (-). A hyphen cannot be placed at the beginning or end of a domain name.
- The Punycode for the domain name cannot exceed 63 characters in length.
- Some domain names cannot contain Chinese characters, such as .com.cn, .net.cn, and .org.cn domains.

### Naming rules for English domain names

An English domain name must comply to the following rules:

- The domain name can contain English letters (A to Z, case-insensitive), digits (0 to 9), and hyphens (-). It cannot contain spaces and special characters, such as

exclamation point (!), dollar sign (\$), ampersand (&), and question mark (?). [DO NOT TRANSLATE]

- The domain name cannot contain consecutive hyphens (--) or only one hyphen (-). A hyphen cannot be placed at the beginning or end of a domain name.
- The domain name cannot exceed 63 characters in length.

Naming rules for .中国, .cn, .公司, and .网络 domain names

The China Internet Network Information Center (CNNIC) stipulates that:

If the word "中国", "国家", "中华", or "全国" is used in a .中国, .cn, .公司, or .网络 domain name, the registration of the domain name must be applied for by the trademark holder. Individuals or non-trademark holder organizations cannot apply to register the domain name without prior authorization.

For example, the registration of domain "中国律师协会.中国" can only be applied for by the corresponding trademark holder, the China Lawyers Association. This association must submit real-name authentication materials within five days after successful registration and pass the CNNIC qualification review of the entity organization before using the domain name. The domain name will be deleted if the application submitted by the individual or non-trademark holder does not pass the review conducted by the CNNIC qualification authority.

## 2 Register a domain name

---

This topic describes how to register a generic domain name that uses a generic top-level domain, such as .com and .cn on Alibaba Cloud. After you have registered a domain name, complete the real-name authentication process for the domain name as soon as possible.

The following procedure shows how to purchase a domain name.

1. Log on to the [Alibaba Cloud Domain website](#). If you do not have an Alibaba Cloud account, register one first.
2. Enter a domain name and click Find A Domain.
3. Select a domain name from the search results and click Add to cart.
4. Select the domain name in Shopping Cart and click Buy Now
5. On the Confirm Order page, click Place Order.
6. Make sure that the domain information is correct and click Pay.

If the domain name that you want to register has already been registered, alternatives are available. For example, if the domain name `forexample.com` has already been registered, you can choose a domain name that uses another top-level domain, such as `forexample.net`, `forexample.info`, or `forexample.xin`.

The processes for registering a premium domain name and a generic domain name are similar. To register a premium domain name, follow the registration procedure described in this topic.

### Real-name authentication

If the domain name that you have registered uses the .cn top-level domain, you must complete the real-name authentication process for the domain name. Otherwise, your domain name will become inaccessible. For more information, see [Real-name authentication for .cn domains](#).