

Alibaba Cloud Domain

Domain name management

Issue: 20190111

Legal disclaimer

Alibaba Cloud reminds you to carefully read and fully understand the terms and conditions of this legal disclaimer before you read or use this document. If you have read or used this document, it shall be deemed as your total acceptance of this legal disclaimer.









1. You shall download and obtain this document from the Alibaba Cloud website or other Alibaba Cloud-authorized channels, and use this document for your own legal business activities only. The content of this document is considered confidential information of Alibaba Cloud. You shall strictly abide by the confidentiality obligations. No part of this document shall be disclosed or provided to any third party for use without the prior written consent of Alibaba Cloud.
2. No part of this document shall be excerpted, translated, reproduced, transmitted, or disseminated by any organization, company, or individual in any form or by any means without the prior written consent of Alibaba Cloud.
3. The content of this document may be changed due to product version upgrades, adjustments, or other reasons. Alibaba Cloud reserves the right to modify the content of this document without notice and the updated versions of this document will be occasionally released through Alibaba Cloud-authorized channels. You shall pay attention to the version changes of this document as they occur and download and obtain the most up-to-date version of this document from Alibaba Cloud-authorized channels.
4. This document serves only as a reference guide for your use of Alibaba Cloud products and services. Alibaba Cloud provides the document in the context that Alibaba Cloud products and services are provided on an "as is", "with all faults" and "as available" basis. Alibaba Cloud makes every effort to provide relevant operational guidance based on existing technologies. However, Alibaba Cloud hereby makes a clear statement that it in no way guarantees the accuracy, integrity, applicability, and reliability of the content of this document, either explicitly or implicitly. Alibaba Cloud shall not bear any liability for any errors or financial losses incurred by any organizations, companies, or individuals arising from their download, use, or trust in this document. Alibaba Cloud shall not, under any circumstances, bear responsibility for any indirect, consequential, exemplary, incidental, special, or punitive damages, including lost profits arising from the use or trust in this document, even if Alibaba Cloud has been notified of the possibility of such a loss.
5. By law, all the content of the Alibaba Cloud website, including but not limited to works, products, images, archives, information, materials, website architecture, website graphic layout, and webpage design, are intellectual property of Alibaba Cloud and/or its affiliates. This intellectu

al property includes, but is not limited to, trademark rights, patent rights, copyrights, and trade secrets. No part of the Alibaba Cloud website, product programs, or content shall be used, modified, reproduced, publicly transmitted, changed, disseminated, distributed, or published without the prior written consent of Alibaba Cloud and/or its affiliates. The names owned by Alibaba Cloud shall not be used, published, or reproduced for marketing, advertising, promotion, or other purposes without the prior written consent of Alibaba Cloud. The names owned by Alibaba Cloud include, but are not limited to, "Alibaba Cloud", "Aliyun", "HiChina", and other brands of Alibaba Cloud and/or its affiliates, which appear separately or in combination, as well as the auxiliary signs and patterns of the preceding brands, or anything similar to the company names, trade names, trademarks, product or service names, domain names, patterns, logos, marks, signs, or special descriptions that third parties identify as Alibaba Cloud and/or its affiliates).

- 6.** Please contact Alibaba Cloud directly if you discover any errors in this document.

Generic conventions

Table -1: Style conventions

Style	Description	Example
	This warning information indicates a situation that will cause major system changes, faults, physical injuries, and other adverse results.	 Danger: Resetting will result in the loss of user configuration data.
	This warning information indicates a situation that may cause major system changes, faults, physical injuries, and other adverse results.	 Warning: Restarting will cause business interruption. About 10 minutes are required to restore business.
	This indicates warning information, supplementary instructions, and other content that the user must understand.	 Notice: Take the necessary precautions to save exported data containing sensitive information.
	This indicates supplemental instructions, best practices, tips, and other content that is good to know for the user.	 Note: You can use Ctrl + A to select all files.
>	Multi-level menu cascade.	Settings > Network > Set network type
Bold	It is used for buttons, menus, page names, and other UI elements.	Click OK .
Courier font	It is used for commands.	Run the <code>cd /d C:/windows</code> command to enter the Windows system folder.
<i>Italics</i>	It is used for parameters and variables.	<code>bae log list --instanceid Instance_ID</code>
[] or [a b]	It indicates that it is an optional value, and only one item can be selected.	<code>ipconfig [-all -t]</code>
{ } or {a b}	It indicates that it is a required value, and only one item can be selected.	<code>swich {stand slave}</code>

Contents

- Legal disclaimer.....I**
- Generic conventions..... I**
- 1 Domain name management overview..... 1**
- 2 Create a registrant profile..... 3**
- 3 Modify domain name information.....4**
- 4 Change the DNS server..... 5**
- 5 Renew a domain name..... 6**
- 6 Redeem a domain name.....7**
- 7 Use RAM in Domain Name.....8**
- 8 ICANN domain name-related email verification compliance
FAQ..... 9**

1 Domain name management overview

Once you register a domain name from Alibaba Cloud or transfer your own domain name to Alibaba Cloud Domain service, you can always go to the [Alibaba Cloud Domain console](#) to perform management on these domain names. The functionality mainly involves maintaining domain name information and resolution, changing security settings, and viewing operation logs.

Domain name maintenance

Basic information

You can modify basic information of your domain names, such as domain name registrant, contact email, and expiration date.

Change DNS server

You can change the current DNS server to another DNS server. After the modification, the new DNS server will be responsible for domain name resolution.

Build a DNS host

You can build your own DNS server by using the current domain name to provide resolution services. Expertise is required for creating a DNS host. So we recommend you not to create it by yourself.

Transfer domain name out of Alibaba Cloud

You can transfer a domain name registered in Alibaba Cloud to a registrar other than Alibaba Cloud.

Domain name resolution

Domain Name Resolution indicates the way your domain names are resolved to their mapped IP address. The majority of resolutions from domain names to IP addresses are done through a procedure called DNS. After the resolution, the domain name can be used to access Internet in a much more convenient way.

Domain name security

Transfer prohibition lock

The transfer prohibition lock can prevent unauthorized outbound domain name transfers. This service effectively prevents domain names from being transferred from Alibaba Cloud and domain name registrant information from being modified without authorization.

Domain name proxy service

Domain name proxy service can protect the identity and personal information of registrants, administrators, technical contacts, and payers by making the registration information unavailable in the WHOIS database. Enabling this service reduces the amount of spam you receive, minimizes the amount of personal information that is available, and does not affect using your domain name.

Update prohibition lock

The domain name update prohibition lock can lock your domain name and protect your domain name registration information against unauthorized modification or tampering. This service is an effective method to protect registration information of domain names.

Operation logs

Your operations on the domain name can be viewed, such as domain name registration, adding/changing/deleting resolution records, and changing DNS server.

2 Create a registrant profile

Domain registrant profile indicates the domain registration template that contains all necessary information for submitting a domain name registration. Once a registrant profile is created and saved, you can access its details during domain name registration to simplify the information filling process.

Procedure

You can create a registrant profile either on the **Registrant Profiles** page or during a domain name registration.

When purchasing a domain name, you must select a Registrant Profile to confirm the order. In case no registrant profile has been created, you must click **Create Registrant Profile** to add one.

Alternatively, follow these steps to create a registrant profile:

1. Log on to the [Alibaba Cloud Domain console](#) and go to the **Registrant Profiles** page.
2. Click **Create Registrant Profile** on the upper right corner of the page.
3. Enter all the required information, and then click **Save**.



Note:

All the fields in a registrant profile are necessary, and we recommend that you provide complete, genuine, and valid information.

4. Once a registrant profile is added to the list, click corresponding **Verify Now** to verify the registrant's email address. According to the requirements of ICANN policies, the domain name registrant's email address must be genuine and valid.

On the **Registrant Profiles** page, you can also perform the following actions on an existing profile:

- **Set as default:** to set this profile as default for registration.
- **Delete:** to delete this profile.
- **View:** to view the details.

3 Modify domain name information

Procedure

1. Log on to the [Domains console](#).
2. Click **Manage** next to the required domain name.
3. -Click **Info Modification** from the left-side navigation pane. Modify the registrant's name, address, email, and other information, and then click **Next**.
4. Select the verification mode. Verify the information with the modified email address of the registrant, and click **Get Verification Code** for the **Email Address**.
5. Enter the verification code sent to the modified email, and click **Confirm**.

After the information is successfully modified, a notification of the domain name information modification is sent to the email addresses of the original registrant and the new registrant.

4 Change the DNS server

If a domain name is registered at Alibaba Cloud, Alibaba Cloud's DNS servers are used by default

.

For example:

dns1.hichina.com

dns2.hichina.com

If you have your own DNS server, or use a third-party DNS server, you can change the DNS server so that the domain can use those instead.

To change the DNS server, follow these steps:

1. Log on to the [Domains console](#).
2. Locate the domain name whose DNS you want to change, and then click **Manage** in the **Action** column.
3. On the **Basic Information** page, click **DNS Modification** from the left-side navigation pane.
4. Click **Change DNS**.
5. Enter the new DNS information, and click **OK**.



Note:

After the DNS server is changed, it may take up to 48 hours for the change in DNS resolution to take effect.

5 Renew a domain name

To renew a domain name, follow these steps:

1. Log on to the [Domains console](#).
2. In the Domain Name List, locate the target domain name and click **Renew**. If you want to renew several domain names, select all the expected domain names and click **Bulk Renew**.
3. On the **Shopping Cart** page, select the domain name(s) you want to renew and the subscription duration, and click **Buy Now**.
4. On the **Confirm Order** page, click **Place Order**.
5. On the **Payment** page, click **Pay**.

6 Redeem a domain name

Redemption description

Generally, you have a 30-day renewal period after your domain name expires at Alibaba Cloud . If the domain name is not renewed within the renewal period, the domain name enters into the redemption period. You must then pay a higher price in the redemption period if you want to restore the domain name.

Procedure

To redeem your domain name, follow these steps:

1. Log on to the [Domains console](#).
2. Click **To Be Redeemed** and locate the domain name to be redeemed.
3. Click **Redeem**.
4. Follow the on-screen instructions to submit your redemption request and complete any other redemption steps required.

To make sure that your domain name can be used properly, renew your domain name before it expires. This prevents you from having to pay extra for redemption. For more information, see [How to renew a domain name](#).

7 Use RAM in Domain Name

8 ICANN domain name-related email verification compliance FAQ

What is the ICANN domain name-related email verification compliance policy?

All registrars are required to formulate appropriate review policies and processes according to the relevant ICANN rules to guarantee business compliance. This serves to promote the normal and smooth provision of the overall domain name service.

Learn more: [ICANN WHOIS ACCURACY PROGRAM SPECIFICATION](#).

How does Alibaba Cloud implement the ICANN compliance policy?

- To register a domain name, you must select the email verification template. Otherwise, the domain name cannot be registered.
- To modify the information of a domain name (including any changes to the domain name holder, administrative contacts, technical contacts, and billing contacts), the domain name holder's email address must also be verified. Otherwise, the modification process cannot proceed.
- When transferring domain names to Alibaba Cloud or performing bulk operations, you must select the email verification template. Otherwise, the process cannot proceed.

How do I perform email verification?

Log on to the Domain console and go to the Email verification page to perform domain name email verification. Enter the email address and submit it for verification. Then, log on to this email address to complete verification.

How do I remove a domain name clienthold due to pending email verification?

The clienthold is automatically removed after the domain name holder's email address is verified.

After my email is verified, do I need to verify it again later?

After an email address is verified, you do not need to verify it again, unless you delete the verified email address yourself. A single email address needs to be verified only once for a single account. However, you can apply to verify the same email address multiple times across multiple accounts.

Is there a maximum number of email addresses I can verify?

No. However, up to 500 email addresses can be verified for a single Alibaba Cloud account each day.

After I manually delete a verified email address, do I need to verify the email address when it is used to register a domain name?

Yes. Once you delete your verified email address, you must verify the email address when it is used to register a domain name or modify the information about the domain name.

I have not submitted any email addresses for verification, so why do I have a verified email address?

To reduce your workload and improve user experience, we import verified email addresses from other Alibaba Cloud use cases, so you do not need to verify these email addresses again. For example, verified email addresses for a domain name are automatically transferred into Alibaba Cloud and included in the verified email address list.