

Alibaba Cloud Express Connect

Express Cloud Connect (Beta)

Issue: 20190826

Legal disclaimer

Alibaba Cloud reminds you to carefully read and fully understand the terms and conditions of this legal disclaimer before you read or use this document. If you have read or used this document, it shall be deemed as your total acceptance of this legal disclaimer.








1. You shall download and obtain this document from the Alibaba Cloud website or other Alibaba Cloud-authorized channels, and use this document for your own legal business activities only. The content of this document is considered confidential information of Alibaba Cloud. You shall strictly abide by the confidentiality obligations. No part of this document shall be disclosed or provided to any third party for use without the prior written consent of Alibaba Cloud.
2. No part of this document shall be excerpted, translated, reproduced, transmitted, or disseminated by any organization, company, or individual in any form or by any means without the prior written consent of Alibaba Cloud.
3. The content of this document may be changed due to product version upgrades, adjustments, or other reasons. Alibaba Cloud reserves the right to modify the content of this document without notice and the updated versions of this document will be occasionally released through Alibaba Cloud-authorized channels. You shall pay attention to the version changes of this document as they occur and download and obtain the most up-to-date version of this document from Alibaba Cloud-authorized channels.
4. This document serves only as a reference guide for your use of Alibaba Cloud products and services. Alibaba Cloud provides the document in the context that Alibaba Cloud products and services are provided on an "as is", "with all faults" and "as available" basis. Alibaba Cloud makes every effort to provide relevant operational guidance based on existing technologies. However, Alibaba Cloud hereby makes a clear statement that it in no way guarantees the accuracy, integrity, applicability, and reliability of the content of this document, either explicitly or implicitly. Alibaba Cloud shall not bear any liability for any errors or financial losses incurred by any organizations, companies, or individuals arising from their download, use, or trust in this document. Alibaba Cloud shall not, under any circumstances, bear responsibility for any indirect, consequential, exemplary, incidental, special, or punitive damages, including lost profits arising from the use

or trust in this document, even if Alibaba Cloud has been notified of the possibility of such a loss.

5. By law, all the content of the Alibaba Cloud website, including but not limited to works, products, images, archives, information, materials, website architecture, website graphic layout, and webpage design, are intellectual property of Alibaba Cloud and/or its affiliates. This intellectual property includes, but is not limited to, trademark rights, patent rights, copyrights, and trade secrets. No part of the Alibaba Cloud website, product programs, or content shall be used, modified, reproduced, publicly transmitted, changed, disseminated, distributed, or published without the prior written consent of Alibaba Cloud and/or its affiliates. The names owned by Alibaba Cloud shall not be used, published, or reproduced for marketing, advertising, promotion, or other purposes without the prior written consent of Alibaba Cloud. The names owned by Alibaba Cloud include, but are not limited to, "Alibaba Cloud", "Aliyun", "HiChina", and other brands of Alibaba Cloud and/or its affiliates, which appear separately or in combination, as well as the auxiliary signs and patterns of the preceding brands, or anything similar to the company names, trade names, trademarks, product or service names, domain names, patterns, logos, marks, signs, or special descriptions that third parties identify as Alibaba Cloud and/or its affiliates).
6. Please contact Alibaba Cloud directly if you discover any errors in this document.

Generic conventions

Table -1: Style conventions

Style	Description	Example
	This warning information indicates a situation that will cause major system changes, faults, physical injuries, and other adverse results.	 Danger: Resetting will result in the loss of user configuration data.
	This warning information indicates a situation that may cause major system changes, faults, physical injuries, and other adverse results.	 Warning: Restarting will cause business interruption. About 10 minutes are required to restore business.
	This indicates warning information, supplementary instructions, and other content that the user must understand.	 Notice: Take the necessary precautions to save exported data containing sensitive information.
	This indicates supplemental instructions, best practices, tips, and other content that is good to know for the user.	 Note: You can use Ctrl + A to select all files.
>	Multi-level menu cascade.	Settings > Network > Set network type
Bold	It is used for buttons, menus, page names, and other UI elements.	Click OK .
Courier font	It is used for commands.	Run the <code>cd / d C :/ windows</code> command to enter the Windows system folder.
<i>Italics</i>	It is used for parameters and variables.	<code>bae log list --instanceid <i>Instance_ID</i></code>
[] or [a b]	It indicates that it is an optional value, and only one item can be selected.	<code>ipconfig [-all -t]</code>

Style	Description	Example
<code>{}</code> or <code>{a b}</code>	It indicates that it is a required value, and only one item can be selected.	<code>swich {stand slave}</code>

Contents

Legal disclaimer.....	I
Generic conventions.....	I
1 What is Express Cloud Connect?.....	1
2 Activation process.....	2
3 Activate Express Cloud Connect.....	3

1 What is Express Cloud Connect?

Express Cloud Connect (ECC) is a cloud access service that is based on the hardware capacities and built-in routing encapsulation technology of Smart Access Gateway (SAG), and can be easily integrated with the dedicated lines of service providers. By using ECC, you can not only guarantee compliance but also experience the benefits of a highly reliable, high-performance, and low-latency cloud network environment.



Note:

Currently, the ECC service is available only in regions within the Mainland China area.

Advantages

ECC provides the following advantages:

- **Low cost:** Only a bandwidth fee is charged. No initial installation fee or resource occupation fee is charged.
- **Compliance:** Alibaba Cloud cooperates with service providers to mitigate line disconnection risks caused by non-compliance.
- **Reliable quality:** Service quality is ensured through backup equipment, links, and access points. The SLA of a dual-link service is defined as up to 99.95%.
- **Multiple lines from service providers:** Multiple lines from service providers are available to meet different business needs.
- **Value-added network functions:** Value-added services are provided, such as Internet acceleration, encryption, and access to Private Zone.

Deployment

ECC adopts the deployment model of SAG + Internet + dedicated line, as shown in the following figure.

2 Activation process

This topic describes how to activate the Express Cloud Connect (ECC) service and the subsequent line deployment actions required.



Note:

Currently, the ECC service is available only in regions within the Mainland China area.

The following figure shows the procedure.

Procedure

1. The customer logs on to the Express Connect console and activates the ECC service.



Note:

Currently, the ECC service is available as a beta release. To activate the service, open a ticket.

2. A site survey is performed on the lines to be deployed.
3. The customer pays for the ECC service fee through the Express Connect console.
4. Lines are deployed.
5. The customer confirms the deployment.

After lines are deployed, fees for the lines start to be charged immediately after the deployment is confirmed.

3 Activate Express Cloud Connect

Express Cloud Connect (ECC) allows you to focus more on developing your business on the cloud without the hassle of infrastructure concerns.

Procedure

1. Log on to the [Express Connect](#) console.
2. In the left-side navigation pane, choose Physical Connections > Express Cloud Connect.
3. On the Express Cloud Connect page, click Apply for Express Cloud Connect.



Note:

Currently, the ECC service is available as a beta release. To activate the service, open a ticket.

4. After a site survey is finished, the application enters the To be Paid state.
On the payment page, you can choose whether to use the equipment debug service provided by Alibaba Cloud and whether to purchase backup equipment, and select a purchase period.
5. After you pay the ECC service fee, Alibaba Cloud begins the cable installation.
After the installation is completed, the system automatically creates a VBR and you need to confirm the installation.