

Alibaba Cloud ICP

ICP Quick Start

Issue: 20190411

Legal disclaimer

Alibaba Cloud reminds you to carefully read and fully understand the terms and conditions of this legal disclaimer before you read or use this document. If you have read or used this document, it shall be deemed as your total acceptance of this legal disclaimer.








1. You shall download and obtain this document from the Alibaba Cloud website or other Alibaba Cloud-authorized channels, and use this document for your own legal business activities only. The content of this document is considered confidential information of Alibaba Cloud. You shall strictly abide by the confidentiality obligations. No part of this document shall be disclosed or provided to any third party for use without the prior written consent of Alibaba Cloud.
2. No part of this document shall be excerpted, translated, reproduced, transmitted, or disseminated by any organization, company, or individual in any form or by any means without the prior written consent of Alibaba Cloud.
3. The content of this document may be changed due to product version upgrades, adjustments, or other reasons. Alibaba Cloud reserves the right to modify the content of this document without notice and the updated versions of this document will be occasionally released through Alibaba Cloud-authorized channels. You shall pay attention to the version changes of this document as they occur and download and obtain the most up-to-date version of this document from Alibaba Cloud-authorized channels.
4. This document serves only as a reference guide for your use of Alibaba Cloud products and services. Alibaba Cloud provides the document in the context that Alibaba Cloud products and services are provided on an "as is", "with all faults" and "as available" basis. Alibaba Cloud makes every effort to provide relevant operational guidance based on existing technologies. However, Alibaba Cloud hereby makes a clear statement that it in no way guarantees the accuracy, integrity, applicability, and reliability of the content of this document, either explicitly or implicitly. Alibaba Cloud shall not bear any liability for any errors or financial losses incurred by any organizations, companies, or individuals arising from their download, use, or trust in this document. Alibaba Cloud shall not, under any circumstances, bear responsibility for any indirect, consequential, exemplary, incidental, special, or punitive damages, including lost profits arising from the use

or trust in this document, even if Alibaba Cloud has been notified of the possibility of such a loss.

5. By law, all the content of the Alibaba Cloud website, including but not limited to works, products, images, archives, information, materials, website architecture, website graphic layout, and webpage design, are intellectual property of Alibaba Cloud and/or its affiliates. This intellectual property includes, but is not limited to, trademark rights, patent rights, copyrights, and trade secrets. No part of the Alibaba Cloud website, product programs, or content shall be used, modified, reproduced, publicly transmitted, changed, disseminated, distributed, or published without the prior written consent of Alibaba Cloud and/or its affiliates. The names owned by Alibaba Cloud shall not be used, published, or reproduced for marketing, advertising, promotion, or other purposes without the prior written consent of Alibaba Cloud. The names owned by Alibaba Cloud include, but are not limited to, "Alibaba Cloud", "Aliyun", "HiChina", and other brands of Alibaba Cloud and/or its affiliates, which appear separately or in combination, as well as the auxiliary signs and patterns of the preceding brands, or anything similar to the company names, trade names, trademarks, product or service names, domain names, patterns, logos, marks, signs, or special descriptions that third parties identify as Alibaba Cloud and/or its affiliates).
6. Please contact Alibaba Cloud directly if you discover any errors in this document.

Generic conventions

Table -1: Style conventions

Style	Description	Example
	This warning information indicates a situation that will cause major system changes, faults, physical injuries, and other adverse results.	 Danger: Resetting will result in the loss of user configuration data.
	This warning information indicates a situation that may cause major system changes, faults, physical injuries, and other adverse results.	 Warning: Restarting will cause business interruption. About 10 minutes are required to restore business.
	This indicates warning information, supplementary instructions, and other content that the user must understand.	 Notice: Take the necessary precautions to save exported data containing sensitive information.
	This indicates supplemental instructions, best practices, tips, and other content that is good to know for the user.	 Note: You can use Ctrl + A to select all files.
>	Multi-level menu cascade.	Settings > Network > Set network type
Bold	It is used for buttons, menus, page names, and other UI elements.	Click OK.
<code>Courier</code> font	It is used for commands.	Run the <code>cd / d C :/ windows</code> command to enter the Windows system folder.
<i>Italics</i>	It is used for parameters and variables.	<code>bae log list --instanceid Instance_ID</code>
[] or [a b]	It indicates that it is a optional value, and only one item can be selected.	<code>ipconfig [-all -t]</code>

Style	Description	Example
<code>{}</code> or <code>{a b}</code>	It indicates that it is a required value, and only one item can be selected.	<code>swich {stand slave}</code>

Contents

Legal disclaimer.....	I
Generic conventions.....	I
1 Overview.....	1

1 Overview

If you use a server in mainland China to host your website, you must complete ICP Filing.

If you want to host your website on an Alibaba Cloud ECS instance in any mainland China regions, you must apply for an ICP Filing through the [Alibaba Cloud ICP Filing system](#) (only available in Chinese) according to the [ICP Filing regulations](#) of the province where your business is registered. After your application is approved, you can configure your domain name resolution to direct your domain name to your Alibaba Cloud ECS instance.

You can carry out the following filing operations on the [Alibaba Cloud ICP Filing system](#) (only available in Chinese):

- First ICP Filing

Neither the license or certificate of the organization or individual (that is, the subject of the ICP Filing), nor the website domain name which directs to a mainland China Alibaba Cloud ECS instance, has been filed with the Ministry of Industry and Information Technology (MIIT). In this case, you must complete ICP Filing through the Alibaba Cloud Filing system.

- Transfer an ICP Filing (transfers an existing ICP Filing license to Alibaba Cloud)

If your domain name has already been filed through another service provider, and now you want to host your website on an Alibaba Cloud ECS instance in a mainland China region, you must transfer the ICP Filing to the Alibaba Cloud ICP Filing system. The transfer-in procedures for new Alibaba Cloud ICP Filing system users are slightly different from the transfer-in procedures for Alibaba Cloud ICP Filing system users who have ever filed through the Alibaba Cloud system.

- Add a new website for ICP Filing (for new Alibaba Cloud ICP Filing system users)

The license or certificate of the organization or individual (that is, the subject of the ICP Filing) has been filed with the MIIT through another service provider. However, a new website is hosted on an Alibaba Cloud ECS instance in a mainland China region, so you must file your new website domain names with the MIIT through Alibaba Cloud.

- Add a new website for ICP Filing (the previous filings are on Alibaba Cloud system)

The license or certificate of the organization or individual (that is, the subject of the ICP Filing) has been filed with MIIT through Alibaba Cloud, and you want to host a new website on an Alibaba Cloud ECS instance in a mainland China region.

- ICP Filing information change

If you have completed an ICP Filing through the Alibaba Cloud ICP Filing system, and want to edit the information of the filing subject (such as the name or license number of the organization) or the website (such as adding or removing a domain name), you can change the information on the Alibaba Cloud ICP Filing system.

- Claim an ICP Filing

You have successfully filed for ICP record with HiChina before June 2010, and the ICP Filing has never been transferred to other service providers or the new Alibaba Cloud ICP Filing system. Now, you must claim the ICP Filing.

- Cancel an ICP Filing

If you do not use your website filed through Alibaba Cloud, you must cancel the filing (of the subject/website) or cancel the ICP Filing transfer. If you want to cancel one of the multiple domain names bound to a website, delete this domain name by modifying the website information instead of canceling the ICP Filing of the website.

You apply for the [Public Security Bureau \(PSB\) Filing](#) and [ICP Commercial License](#) from the relevant authorities.

- PSB Filing: According to the “Protection and Management Regulations for Computer Information Network and Internet Security” , within 30 days after opening a website, a PSB Filing application must be submitted through the [Security Management Service Platform of the National Public Security Authorities Website](#).
- ICP Commercial License: An online sales platform or third-party sales website for products or services must be with a business license from the local industrial and commercial administration, and an ICP Commercial License from the local communications administration. Contact your local authorities for the list of required documents and the filing procedure that you must follow. Go to the MIIT filing management system (www.miitbeian.gov.cn) for information about provincial administrations.