

Alibaba Cloud ICP

ICP Quick Start

Issue: 20190805

Legal disclaimer

Alibaba Cloud reminds you to carefully read and fully understand the terms and conditions of this legal disclaimer before you read or use this document. If you have read or used this document, it shall be deemed as your total acceptance of this legal disclaimer.








1. You shall download and obtain this document from the Alibaba Cloud website or other Alibaba Cloud-authorized channels, and use this document for your own legal business activities only. The content of this document is considered confidential information of Alibaba Cloud. You shall strictly abide by the confidentiality obligations. No part of this document shall be disclosed or provided to any third party for use without the prior written consent of Alibaba Cloud.
2. No part of this document shall be excerpted, translated, reproduced, transmitted, or disseminated by any organization, company, or individual in any form or by any means without the prior written consent of Alibaba Cloud.
3. The content of this document may be changed due to product version upgrades, adjustments, or other reasons. Alibaba Cloud reserves the right to modify the content of this document without notice and the updated versions of this document will be occasionally released through Alibaba Cloud-authorized channels. You shall pay attention to the version changes of this document as they occur and download and obtain the most up-to-date version of this document from Alibaba Cloud-authorized channels.
4. This document serves only as a reference guide for your use of Alibaba Cloud products and services. Alibaba Cloud provides the document in the context that Alibaba Cloud products and services are provided on an "as is", "with all faults" and "as available" basis. Alibaba Cloud makes every effort to provide relevant operational guidance based on existing technologies. However, Alibaba Cloud hereby makes a clear statement that it in no way guarantees the accuracy, integrity, applicability, and reliability of the content of this document, either explicitly or implicitly. Alibaba Cloud shall not bear any liability for any errors or financial losses incurred by any organizations, companies, or individuals arising from their download, use, or trust in this document. Alibaba Cloud shall not, under any circumstances, bear responsibility for any indirect, consequential, exemplary, incidental, special, or punitive damages, including lost profits arising from the use

or trust in this document, even if Alibaba Cloud has been notified of the possibility of such a loss.

5. By law, all the content of the Alibaba Cloud website, including but not limited to works, products, images, archives, information, materials, website architecture, website graphic layout, and webpage design, are intellectual property of Alibaba Cloud and/or its affiliates. This intellectual property includes, but is not limited to, trademark rights, patent rights, copyrights, and trade secrets. No part of the Alibaba Cloud website, product programs, or content shall be used, modified, reproduced, publicly transmitted, changed, disseminated, distributed, or published without the prior written consent of Alibaba Cloud and/or its affiliates. The names owned by Alibaba Cloud shall not be used, published, or reproduced for marketing, advertising, promotion, or other purposes without the prior written consent of Alibaba Cloud. The names owned by Alibaba Cloud include, but are not limited to, "Alibaba Cloud", "Aliyun", "HiChina", and other brands of Alibaba Cloud and/or its affiliates, which appear separately or in combination, as well as the auxiliary signs and patterns of the preceding brands, or anything similar to the company names, trade names, trademarks, product or service names, domain names, patterns, logos, marks, signs, or special descriptions that third parties identify as Alibaba Cloud and/or its affiliates).
6. Please contact Alibaba Cloud directly if you discover any errors in this document.

Generic conventions

Table -1: Style conventions

| Style | Description | Example |
|---|--|--|
|  | This warning information indicates a situation that will cause major system changes, faults, physical injuries, and other adverse results. |  Danger: Resetting will result in the loss of user configuration data. |
|  | This warning information indicates a situation that may cause major system changes, faults, physical injuries, and other adverse results. |  Warning: Restarting will cause business interruption. About 10 minutes are required to restore business. |
|  | This indicates warning information, supplementary instructions, and other content that the user must understand. |  Notice: Take the necessary precautions to save exported data containing sensitive information. |
| | This indicates supplemental instructions, best practices, tips, and other content that is good to know for the user. |  Note: You can use Ctrl + A to select all files. |
| > | Multi-level menu cascade. | Settings > Network > Set network type |
| Bold | It is used for buttons, menus, page names, and other UI elements. | Click OK. |
| <code>Courier</code> font | It is used for commands. | Run the <code>cd / d C :/ windows</code> command to enter the Windows system folder. |
| <i>Italics</i> | It is used for parameters and variables. | <code>bae log list --instanceid Instance_ID</code> |
| [] or [a b] | It indicates that it is an optional value, and only one item can be selected. | <code>ipconfig [-all -t]</code> |

| Style | Description | Example |
|---------------------------------------|--|------------------------------------|
| <code>{}</code> or <code>{a b}</code> | It indicates that it is a required value, and only one item can be selected. | <code>swich {stand slave}</code> |

Contents

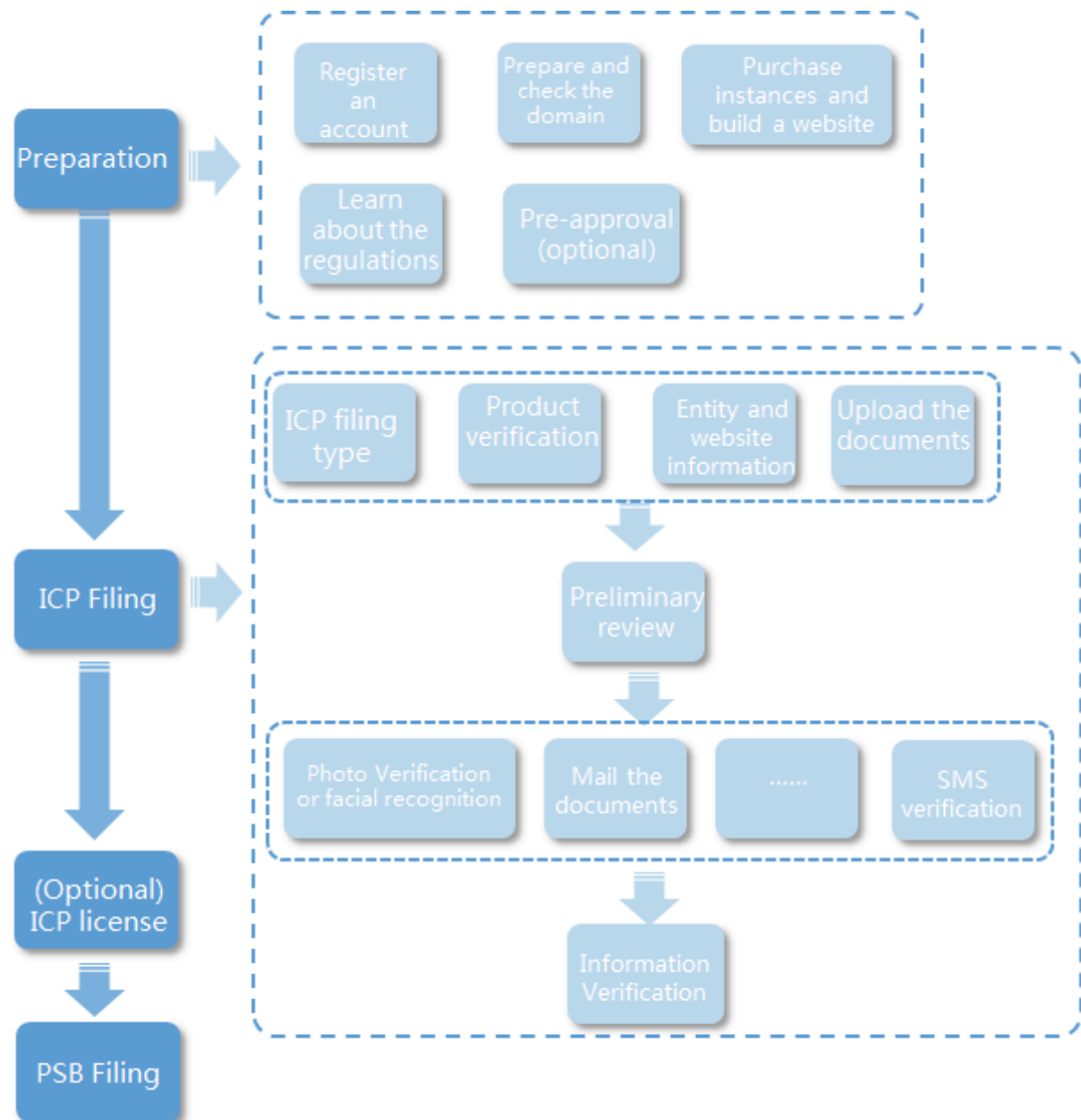
| | |
|--------------------------|---|
| Legal disclaimer..... | I |
| Generic conventions..... | I |
| 1 Quick start..... | 1 |

1 Quick start

If the instance that hosts your website is located in Mainland China, you must register an ICP filing in the specified province as required by the [MIIT ICP regulations](#). If you use an Alibaba Cloud instance that is located in Mainland China, you can apply for an ICP filing through the [Alibaba Cloud ICP Filing system](#). Your website services become accessible only after you obtain an ICP filing. This topic describes the procedure to apply for an ICP filing in the Alibaba Cloud ICP Filing system and the notes that you must pay attention to.

Procedure

To apply for an ICP filing in the [Alibaba Cloud ICP Filing system](#), follow these steps:



1. Prerequisites

- **Domain name:** register the domain name and complete the real-name verification process before you apply for an ICP filing.
- **Instance:**

Purchase an Alibaba Cloud instance that is located in Mainland China, or obtain the service identification number of the instance.

- **Pre-approvals (optional):**

You must obtain a pre-approval from the specified authority if you need to apply for an ICP filing for a website whose content contains the following information: news, publishing, medical devices, culture, broadcasting, films, TV programs,

education, medicine, healthcare, car-booking services, and electronic bulletin board services. For more information about the procedure, see [Pre-approvals](#).

- MIIT ICP regulations: you must read and understand the [MIIT ICP regulations](#) and prepare the registration information as required.

2. Apply for an ICP filing

As described in [What is an ICP filing](#), MIIT verifies the following information when you apply for an ICP filing: instance, service provider, website, and entity information. Therefore, you must submit the required information or documents in the Alibaba Cloud ICP Filing system.

a. Verification information and ICP filing types:

Specify the entity and website information. The system automatically determines the ICP filing type based on the specified information.

b. Instance verification:

The system verifies the instance that helps you build the website.

c. Entity and website information:

Specify the website and entity information. The entity can be an organization or individual.

d. Upload the documents:

Upload a photo or colored scanned copy of the documents.

e. Facial recognition or photo verification:

You must pass the facial recognition or photo verification as required by your local administration.

f. SMS verification (optional):

Currently, administrations of the following provinces, autonomous regions, and municipalities require SMS verification: Tianjin, Gansu, Tibet, Ningxia, Hainan, Xinjiang, Qinghai, Zhejiang, Sichuan, Fujian, Shaanxi, Chongqing, Guangxi, Yunnan, Shandong, Henan, Anhui, Hunan, Shanxi, Heilongjiang, Inner

Mongolia, and Hubei. Your application will be submitted to the administration for verification only after you pass the SMS verification.

g. Mail the documents (optional):

After you specify the required information and submit the documents, the administration performs a preliminary review on the information. You may be required to mail the documents to a specified address.

3. Apply for an ICP license or PSB filing

- ICP license (optional)

If your website generates income, for example, providing commercial services to customers with information and webpage designs, you must obtain an ICP license after you register an ICP filing. You need to apply to the local administration for an ICP license. Alibaba Cloud provides services that help you apply for an ICP license.

- PSB filing

As required by *Measures for Security Protection Administration of the International Networking of Computer Information Networks*, you must log on to www.beian.gov.cn and register a PSB filing within 30 days after you obtain an ICP filing. For more information about the procedure, see the PSB filing topic in the Chinese site documentation.

ICP filing types

The type of an ICP filing varies depending on whether it is the first time that you have registered an ICP filing for the entity or domain. Different ICP filing types require different information.

- Initial ICP filing: it is the first time that you have registered an ICP filing for the entity and domain.
- ICP filing transfer: you have already registered an ICP filing for the entity and domain, and you need to modify the registration information for adding a service provider.
- New websites (other service providers): you have already registered an ICP filing through another service provider, and now you need to host a new website on Alibaba Cloud. In this circumstance, you must apply for a new ICP filing for the website and domain.

- **New websites (Alibaba Cloud):** you have already registered an ICP filing through the Alibaba Cloud ICP Filing system, and now you need to host a new website on Alibaba Cloud. In this circumstance, you must apply for a new ICP filing for the website and domain.
- **New websites whose entity information has already been submitted to MIIT:** you have already submitted the entity information to MIIT before, and now you need to host a new website on Alibaba Cloud for the same entity. In this circumstance, you must apply for a new ICP filing for the website and domain in the Alibaba Cloud ICP Filing system.

**Note:**

You can only use the Alibaba Cloud mobile application to apply for an ICP filing for a website that has not obtained an ICP filing before, or new websites whose entity information has been submitted to MIIT.