

# Alibaba Cloud ICP

## Before ICP Filling

Issue: 20190806

## Legal disclaimer

---

Alibaba Cloud reminds you to carefully read and fully understand the terms and conditions of this legal disclaimer before you read or use this document. If you have read or used this document, it shall be deemed as your total acceptance of this legal disclaimer.

1. You shall download and obtain this document from the Alibaba Cloud website or other Alibaba Cloud-authorized channels, and use this document for your own legal business activities only. The content of this document is considered confidential information of Alibaba Cloud. You shall strictly abide by the confidentiality obligations. No part of this document shall be disclosed or provided to any third party for use without the prior written consent of Alibaba Cloud.
2. No part of this document shall be excerpted, translated, reproduced, transmitted, or disseminated by any organization, company, or individual in any form or by any means without the prior written consent of Alibaba Cloud.
3. The content of this document may be changed due to product version upgrades, adjustments, or other reasons. Alibaba Cloud reserves the right to modify the content of this document without notice and the updated versions of this document will be occasionally released through Alibaba Cloud-authorized channels. You shall pay attention to the version changes of this document as they occur and download and obtain the most up-to-date version of this document from Alibaba Cloud-authorized channels.
4. This document serves only as a reference guide for your use of Alibaba Cloud products and services. Alibaba Cloud provides the document in the context that Alibaba Cloud products and services are provided on an "as is", "with all faults" and "as available" basis. Alibaba Cloud makes every effort to provide relevant operational guidance based on existing technologies. However, Alibaba Cloud hereby makes a clear statement that it in no way guarantees the accuracy, integrity, applicability, and reliability of the content of this document, either explicitly or implicitly. Alibaba Cloud shall not bear any liability for any errors or financial losses incurred by any organizations, companies, or individuals arising from their download, use, or trust in this document. Alibaba Cloud shall not, under any circumstances, bear responsibility for any indirect, consequential, exemplary, incidental, special, or punitive damages, including lost profits arising from the use








or trust in this document, even if Alibaba Cloud has been notified of the possibility of such a loss.

5. By law, all the content of the Alibaba Cloud website, including but not limited to works, products, images, archives, information, materials, website architecture, website graphic layout, and webpage design, are intellectual property of Alibaba Cloud and/or its affiliates. This intellectual property includes, but is not limited to, trademark rights, patent rights, copyrights, and trade secrets. No part of the Alibaba Cloud website, product programs, or content shall be used, modified, reproduced, publicly transmitted, changed, disseminated, distributed, or published without the prior written consent of Alibaba Cloud and/or its affiliates. The names owned by Alibaba Cloud shall not be used, published, or reproduced for marketing, advertising, promotion, or other purposes without the prior written consent of Alibaba Cloud. The names owned by Alibaba Cloud include, but are not limited to, "Alibaba Cloud", "Aliyun", "HiChina", and other brands of Alibaba Cloud and/or its affiliates, which appear separately or in combination, as well as the auxiliary signs and patterns of the preceding brands, or anything similar to the company names, trade names, trademarks, product or service names, domain names, patterns, logos, marks, signs, or special descriptions that third parties identify as Alibaba Cloud and/or its affiliates).
6. Please contact Alibaba Cloud directly if you discover any errors in this document.



## Generic conventions

Table -1: Style conventions

Style	Description	Example
	This warning information indicates a situation that will cause major system changes, faults, physical injuries, and other adverse results.	 <b>Danger:</b> Resetting will result in the loss of user configuration data.
	This warning information indicates a situation that may cause major system changes, faults, physical injuries, and other adverse results.	 <b>Warning:</b> Restarting will cause business interruption. About 10 minutes are required to restore business.
	This indicates warning information, supplementary instructions, and other content that the user must understand.	 <b>Notice:</b> Take the necessary precautions to save exported data containing sensitive information.
	This indicates supplemental instructions, best practices, tips, and other content that is good to know for the user.	 <b>Note:</b> You can use Ctrl + A to select all files.
>	Multi-level menu cascade.	Settings > Network > Set network type
<b>Bold</b>	It is used for buttons, menus, page names, and other UI elements.	Click OK.
Courier font	It is used for commands.	Run the <code>cd / d C :/ windows</code> command to enter the Windows system folder.
<i>Italics</i>	It is used for parameters and variables.	<code>bae log list --instanceid Instance_ID</code>
[ ] or [a b]	It indicates that it is an optional value, and only one item can be selected.	<code>ipconfig [-all -t]</code>

Style	Description	Example
<code>{}</code> or <code>{a b}</code>	It indicates that it is a required value, and only one item can be selected.	<code>switch {stand   slave}</code>



# Contents

---

Legal disclaimer.....	I
Generic conventions.....	I
1 Overview.....	1
2 Register an Alibaba Cloud account.....	11
3 Prepare and check the website domain.....	12
4 Host instances and service providers.....	16
4.1 Prepare and check the instance or server.....	16
4.2 Apply for service identification numbers.....	21
5 Read and understand the ICP regulations.....	24
5.1 Overview.....	24
5.2 ICP Filing regulations for northeastern China.....	24
5.2.1 ICP Filing regulations for Heilongjiang.....	24
5.2.2 ICP Filing requirements for Jilin.....	25
5.2.3 ICP Filing regulations for Liaoning.....	26
5.3 ICP Filing regulations for northern China.....	27
5.3.1 ICP Filing regulations for Beijing.....	27
5.3.2 ICP Filing regulations for Hebei.....	29
5.3.3 ICP Filing regulations for Inner Mongolia.....	30
5.3.4 ICP Filing regulations for Shanxi.....	31
5.3.5 ICP Filing regulations for Tianjin.....	31
5.4 ICP Filing regulations for eastern China.....	33
5.4.1 ICP Filing regulations for An'hui.....	33
5.4.2 ICP Filing regulations for Fujian.....	34
5.4.3 ICP Filing regulations for Jiangsu.....	35
5.4.4 ICP Filing regulations for Shandong.....	36
5.4.5 ICP Filing regulations for Shanghai.....	37
5.4.6 ICP Filing regulations for Zhejiang.....	38
5.4.7 ICP Filing regulations for Jiangxi.....	39
5.5 ICP Filing regulations for southern China.....	40
5.5.1 ICP Filing regulations for Guangdong.....	40
5.5.2 ICP Filing regulations for Guangxi.....	42
5.5.3 ICP Filing regulations for Hainan.....	43
5.6 ICP Filing regulations for central China.....	44
5.6.1 ICP Filing regulations for Henan.....	44
5.6.2 ICP Filing regulations for Hubei.....	45
5.6.3 ICP Filing regulations for Hunan.....	46
5.7 ICP Filing regulations for northwestern China.....	47
5.7.1 ICP Filing regulations for Gansu.....	47
5.7.2 ICP Filing regulations for Ningxia.....	48



5.7.3 ICP Filing regulations for Qinghai.....	49
5.7.4 ICP Filing regulations for Shaanxi.....	50
5.7.5 ICP Filing regulations for Xinjiang.....	51
5.8 ICP Filing regulations for southwestern China.....	52
5.8.1 ICP Filing regulations for Chongqing.....	52
5.8.2 ICP Filing regulations for Guizhou.....	53
5.8.3 ICP Filing regulations for Sichuan.....	54
5.8.4 ICP Filing regulations for Tibet.....	55
5.8.5 ICP Filing regulations for Yunnan.....	56
5.9 Special requirements.....	57
5.9.1 A statement required by Guangdong communication authorities....	57
5.9.2 Requirements for Tianjin ICP Filing.....	58
5.9.3 Website construction plan for Guangdong.....	58
6 Pre-approvals.....	60



# 1 Overview

---

For quick registration of an ICP filing, we recommend that you meet the following requirements.

## Read and understand the ICP regulations

Administrations of different provinces have different regulations and require different documents. We recommend that you read and understand the [ICP regulations](#) of different provincial administrations, autonomous regions, and municipalities, or you can learn about the regulations on <http://www.beian.miit.gov.cn>.

## Prepare and check the domain name

You must enter the domain name of your website when you specify the registration information. The domain name must meet the following requirements:



### Note:

The Alibaba Cloud International Site ([www.alibabacloud.com](http://www.alibabacloud.com)) provides domain name registration services for domains whose servers are not located in Mainland China. Therefore, if domain names are registered on the Alibaba Cloud International Site, you cannot apply for an ICP filing. If you need to register a domain name that can obtain an ICP filing, register the domain name on the Alibaba Cloud China Site ([www.aliyun.com](http://www.aliyun.com)).

- The top-level domain (TLD) has been approved by Ministry of Industry and Information Technology (MIIT) of the Chinese government.
  - The domain name is valid.
  - The domain name registrar has been approved by MIIT.
  - The owner of the website must be individual entities. Organization entities can be the organization, shareholder, senior executive, or the person in charge.
  - You have completed the real-name verification process for the domain name.
- For more information about real-name verification, see [Real-name verification overview](#) and [Real-name verification failures and solutions](#). If your domain name is not provided by Alibaba Cloud, consult the domain name registrar for more information.


- The information about the entity that you specify in the registration information must be consistent with the information about the domain holder that you specify in the real-name verification information. Verify that the following information is consistent: name, certificate type, and certificate number.

For more information about the requirements, see [Prepare and check the website domain](#).

#### Prepare and check the instance

To apply for an ICP filing through the Alibaba Cloud ICP Filing system, you must purchase an Alibaba Cloud instance that is located in Mainland China. Currently, you can register an ICP filing for the following Alibaba Cloud instances:

Table 1-1: Supported instances and maximum websites

Instance type	Requirement	Number of service identification numbers
ECS Instances	<ul style="list-style-type: none"> <li>• The subscription duration must be three months or more.</li> <li>• You must purchase a public network bandwidth.</li> </ul> <div data-bbox="475 929 702 1863">  <b>Note:</b> <ul style="list-style-type: none"> <li>• You cannot apply for service identification numbers for Pay-As-You-Go instances.</li> <li>• For more information about public network bandwidth, see <a href="#">Upgrades and downgrades</a>.</li> </ul> </div>	You can apply for up to five service identification numbers for each instance.

Instance type	Requirement	Number of service identification numbers	
Web Hosting instances	The subscription duration must be three months or more.	You can apply for up to five service identification numbers for each instance.	
Simple Application Server instances	The subscription duration must be three months or more.	You can apply for up to five service identification numbers for each instance.	
Elastic Web Hosting instance	The subscription duration must be six months or more.	Each Alibaba Cloud account can apply for up to five service identification numbers.	
Alibaba Cloud Marketplace website building instances	<ul style="list-style-type: none"> <li>The initial subscription duration must be 12 months or more.</li> <li>The order must be 99 RMB or more.</li> </ul>	You can apply for one service identification number.	
NAT Gateway instances	The subscription duration must be one month or more.	You can apply for up to two service identification numbers for each instance.	
IPv6 Translation Service instances	The subscription duration must be one month or more.	You can apply for up to two service identification numbers for each instance.	
Edge Node Service (ENS) instances	The subscription duration must be three months or more.	You can apply for up to five service identification numbers for each instance.	

**Note:**

- If the remaining duration of your ECS or Elastic Web Hosting subscription does not meet the requirements, you must renew the instance before you apply for an ICP filing.
- You can only apply for a limited number of service identification numbers for each instance. You cannot increase the upper limit by renewing the instance. If the number of service identification numbers has reached the upper limit and you need to apply for a new service identification number, purchase a new instance.

For more information, see [Prepare and check the instance or server](#).

### Documents required for registering an ICP filing


Upload a photo or scanned color copy of the following documents:

- Prepare the following required documents.


**Note:**

If the ICP filing entity is an individual, the certificate of the entity, the certificate of the website administrator, and the certificate of the organization indicate the

identity document of the entity. You can upload the identity document once in the system.

Type	Scenario and download	Upload
Certificate of the entity	Verify the identity of the entity.	Individual: identity card or other identity document of the individual.
Certificate of the website administrator	Verify the identity of the website administrator.	<p>Enterprise: identity card or other identity document of the legal person.</p> <div>  <b>Note:</b>            If the entity or website administrator is not a Chinese mainland resident, you can provide the following valid certificates:           <ul style="list-style-type: none"> <li>- Hong Kong and Macao residents: Hong Kong and Macao residence permit or Mainland Travel Permit for Hong Kong and Macao Residents.</li> <li>- Taiwanese residents: Taiwan residence permit or Mainland Travel Permit for Taiwanese Residents.</li> <li>- Non-mainland China residents: passport.</li> </ul> </div>
Certificate of the organization	Verify the information of the organization.	<p>Individual: identity card or other identity document of the individual.</p> <p>Enterprise: business license or other identity document.</p>



Type	Scenario and download	Upload
Authenticity statement	When you need to upload documents to submit your ICP filing information, you can download the authenticity statement form from the ICP Filing system.	Photo or scanned copy of the authenticity statement.
Face verification or photo backdrop verification	<p>Verify the authenticity of the website administrator.</p> <div>  <b>Note:</b>            Face verification or photo backdrop verification is required only after you pass the preliminary review. You can skip this step when uploading documents during the Alibaba Cloud ICP filing process.         </div>	<ul style="list-style-type: none"> <li>- Face verification: use the required Alibaba Cloud app for face recognition.</li> <li>- Photo backdrop verification: take and upload a face photo with the backdrop that the system provides as the background for verification.</li> </ul>

· Prepare auxiliary documents

Type	Scenario and download	Upload
Identity verification photo while you are holding your identity document	During individual ICP filing, some provincial and municipal administrations require that you upload a face photo of the website administrator holding the corresponding personal identity document, such as an identity card or a registered permanent residence page.	<ul style="list-style-type: none"> <li>- Upload a scanned color copy or photo of these documents.</li> <li>- When uploading auxiliary materials, if the page does not provide a separate upload button, you need to use a drawing tool to splice the photo of the auxiliary materials and the document of the ICP filing entity into a picture before uploading the picture.</li> </ul>
Identity verification photo while you are holding the identity document of the organization	Some provincial and municipal administrations require that you upload a face photo of the website administrator holding the corresponding identity document of the organization, such as the business license and the organization code certificate.	
Letter of authorization	Some provincial and municipal administrations require that, when the entity or the website administrator is not a legal person, you must provide a letter of authorization from the entity or the website administrator.	
Domain name confirmation required by Beijing administration	As a user in Beijing, you can use this template to list all domain names when you cannot provide all ICP filing domain names in the authenticity statement.	

Type	Scenario and download	Upload
Domain name holder certificate template	Some provincial and municipal administrations require that the domain name must be under the name of the organization . For the domain name under the individual name, you must provide a certificate of the domain name holder for website ICP filing.	
A commitment letter required by Guangdong provincial administration	As a user in Guangdong, if the website contains information about the financial industry, you must provide the ICP filing commitment letter for finance-related websites registered in Guangdong.	
Website construction plan required by Guangdong provincial administration	The Guangdong provincial administration requires that , if the ICP filing entity has a large number of domain names , you must provide the website construction plan in addition to the authenticity statement.	
Domain name certificate	Some provincial administrations require this certificate. You can check the ICP filing rules of each provincial and municipal administration.	

For more information about required documents, see ICP Filing documentation [Upload required documents](#).

#### Register an Alibaba Cloud account

Before you apply for an ICP filing in the [Alibaba Cloud ICP Filing system](#), you must register an Alibaba Cloud account and log on to the Alibaba Cloud console. For more information about registering Alibaba Cloud accounts, see [Register an Alibaba Cloud account](#).

### Pre-approvals (optional)

If the content of your website contains information about industries that require a pre-approval, you must obtain the pre-approval before you apply for an ICP filing. For more information about pre-approvals, see [Pre-approvals](#).

## 2 Register an Alibaba Cloud account

---

The Alibaba Cloud ICP Filing system allows you to apply for an ICP filing, modify registration information, cancel an ICP filing, and claim an ICP filing. When you use the system to apply for an ICP filing, you must register an Alibaba Cloud account first based on the entity information and actual needs. If you need to manage your registration information, use this account to log on to the Alibaba Cloud ICP Filing system.

### Notes

- Each Alibaba Cloud account can register an ICP filing for one entity only (organization or individual). However, each entity can register ICP filings for multiple websites. If you need to register ICP filings for multiple entities, use separate Alibaba Cloud accounts to submit the applications. We recommend that you register an Alibaba Cloud account for each entity, and use the corresponding account to register and manage ICP filings and websites of the entity.
- If you have obtained an ICP filing for your domain names, enterprise websites, or Taobao shops that use the Winport service through HiChina before January 2019, we recommend that you register a new Alibaba Cloud account and import the registration information to this account. This helps you manage your registration information. You must register an Alibaba Cloud account for each entity. We recommend that you register sufficient Alibaba Cloud accounts based on your actual needs, and import the registration information of the entities to these accounts, respectively.
- You can use separate Alibaba Cloud accounts to register and manage an ICP filing, and purchase an Alibaba Cloud instance. If your Alibaba Cloud resources and registration information are managed by different administrators, we recommend that you use separate Alibaba Cloud accounts to manage the resources and registration information.
- ICP filing registration does not require real-name verification. If you need to use the account that is used to register an ICP filing to purchase an Alibaba Cloud service, you must complete the real-name verification process for the account.

For more information about registering an Alibaba Cloud account, see [Register an Alibaba Cloud account](#).

## 3 Prepare and check the website domain

Before you apply for an ICP filing, prepare and check the domain name of your website to make sure that the domain name meets the requirements. This helps you pass the MIIT verification and quickly obtain an ICP filing.

Check the following items and make sure that the domain name meets the requirements:

- Check item 1: [Real-name verification information](#)
- Check item 2: [Check whether your domain name is qualified for an ICP filing](#)
- Check item 3: [Confirm whether your domain name registrar has been approved by MIIT](#)

Check the real-name verification information of the domain name

Domain names that have not completed the real-name verification process cannot obtain an ICP filing. Make sure that you have completed the real-name verification process for your domain name and the real-name verification information is consistent with the ICP registration information. If your domain name is registered through Alibaba Cloud, you can perform the following steps to view the real-name verification information.



Note:

The Alibaba Cloud International Site ([www.alibabacloud.com](http://www.alibabacloud.com)) provides domain name registration services for domains whose servers are not located in Mainland China. Therefore, if domain names are registered on the Alibaba Cloud International Site, you cannot apply for an ICP filing. If you need to register a domain name that can obtain an ICP filing, register the domain name on the Alibaba Cloud China Site ([www.aliyun.com](http://www.aliyun.com)).

### 1. View the real-name verification information

- a. Log on to the [Alibaba Cloud Domain](#) console.
- b. On the Domain Names page, find the target domain name and click Manage in the Actions column.



Note:

After you use the current account to log on to the console, if you cannot find the target domain name, the domain name may be under another account.

- c. The real-name verification information is displayed on the Basic Information page.

## 2. Transfer the domain name (optional)

If the domain holder information is inconsistent with the entity information, you can transfer the domain name to the entity to keep the information consistent. For more information, see [#unique\\_10](#).

## 3. Real-name verification (optional)

If you have not completed the real-name verification process for the domain name, complete the process before you apply for an ICP filing.



### Note:

After you complete the real-name verification process, it takes up to three days to synchronize the information to the MIIT database. We recommend that you wait three days and then apply for an ICP after the real-name verification process is completed. Otherwise, you may fail to obtain an ICP filing due to the lack of real-name verification information in the MIIT database.

## 4. Renew the domain name (optional)

If your domain name has expired, you must renew the domain name before you apply for an ICP filing. For more information, see [#unique\\_11](#).

Check whether your domain name is qualified for an ICP filing

Top-level domains that are not approved by MIIT cannot obtain an ICP filing. Country code domain names and domain names that are not hosted in Mainland China do not require an ICP filing. Before you apply for an ICP filing, you can perform the following steps to check whether your domain name is qualified for an ICP filing.

## 1. Check whether the domain name has been approved by MIIT

- a. Click [域名.信息](#) in a browser.
- b. In the left-side navigation pane, click [域名注册管理机构审批情况](#).
- c. Approved top-level domains are listed in the [业务范围](#) column. You can check and confirm whether the top-level domain of your domain name is included.

If the top-level domain of your domain name is not listed in the [业务范围](#) column, your domain name cannot obtain an ICP filing.

## 2. Confirm whether your domain name is a second-level domain name

Websites whose domain names are resolved to servers located in Mainland China must register an ICP filing. After the top-level domain of your domain name obtains an ICP filing, the second-level domains and subdomains using this top-level domain become accessible. You do not need to apply for an ICP filing for these domain names.

- If the ICP filing number of your top-level domain name is not obtained through Alibaba Cloud, you must add Alibaba Cloud to the service provider list in the registration information. You can add multiple service providers to the registration information for the same top-level domain.
- According to MIIT regulations, websites using a top-level domain that does not have an ICP filing cannot provide services. Only after the top-level domain obtains an ICP filing, the second-level domains and subdomains using the top-level domain are allowed to provide services.

## Confirm whether your domain name registrar has been approved by MIIT

If your domain name registrar has not been approved by MIIT, you must transfer the domain name to an approved registrar before you apply for an ICP filing. You can perform the following steps to check whether your registrar has been approved by MIIT, and transfer your domain name to Alibaba Cloud.

### 1. View domain name registrar information

On the [WHOIS](#) page, enter the domain name in the input box and click Search. This allows you to view the information of the domain name registrar.



**2. Confirm whether the registrar has been approved by MIIT**

- a. Click [域名.信息](#) in a browser.
- b. In the left-side navigation, click [域名注册服务机构审批情况](#)
- c. Domain name registrars that have been approved by MIIT are listed in the [企业名称](#) column. You can check and confirm whether your registrar is included.

If your domain name registrar is not listed in this column, you must transfer your domain name to a registrar that is approved by MIIT. To transfer a domain name to Alibaba Cloud, follow these steps:

**3. Transfer the domain name to a registrar that is approved by MIIT (optional)**

For more information about transferring domain names to Alibaba Cloud, see [Transfer your domain names to Alibaba Cloud](#).

## 4 Host instances and service providers

---

### 4.1 Prepare and check the instance or server

If the instance or server that hosts your website is located in Mainland China, you must register an ICP filing before your website starts providing services. The information of the instance will be verified. This topic describes how to check the instance or server information before you apply for an ICP filing if your website is hosted on an instance or server located in Mainland China.

Check the following items to make sure that the instance or server meets the requirements:

- Check item 1:[Connection information](#)
- Check item 2:[Other Alibaba Cloud services](#)
- Check item 1:[Changes of service provider information](#)

#### Connection information

During the verification process, information about the service provider, connection method, server or instance location, and website IP address will be verified.

If you host your website on servers or server rooms that are built by yourself, you need to contact the ISP, for example, China Telecom or China Unicom, for the information to register an ICP filing.

If you host your website on an Alibaba Cloud instance, you can apply for an ICP filing through the [Alibaba Cloud ICP Filing system](#). Confirm the following information before you apply for ICP filing:

- Instance Location:

The Alibaba Cloud instance must be located in Mainland China.

- Instance Type:

You must specify an Alibaba Cloud instance with a valid subscription. For more information about supported instances, see the following table [Table 4-1: Supported instances and maximum websites](#).

- Number of Websites:

The number of service identification numbers that you can apply for each supported instance varies depending on its type. Make sure that the instance you purchase has sufficient service identification number quotas. For more information about the number of websites supported by each instance, see the following table [Table 4-1: Supported instances and maximum websites](#).




**Note:**

- If you use the same Alibaba Cloud account to purchase the instance and register an ICP filing, you can directly select the instance that needs an ICP filing during the registration process. You do not need to apply for a service identification number. You can directly select the instance or apply for a service identification number for registering an ICP filing. The number of websites supported by each instance remains the same no matter which method you choose.
- If you use separate Alibaba Cloud accounts to purchase the instance and register an ICP filing, we recommend that you use the account that is used to purchase the instance to log on to the Alibaba Cloud console and apply for a service identification number. For more information, see [Apply for ICP Filing service numbers](#).
- To register an ICP filing, you must apply for a service identification number first. If you have used the service identification number before, you cannot reuse it to apply for another ICP filing. After you cancel an ICP filing or remove a service provider from the registration information, the service identification number is still considered used. You cannot reuse it to register an ICP filing for another website.

The following table lists the supported instances and the number of websites supported by each instance type:

Table 4-1: Supported instances and maximum websites

Instance type	Requirement	Number of service identification numbers
ECS Instances	<ul style="list-style-type: none"> <li>The subscription duration must be three months or more.</li> <li>You must purchase a public network bandwidth.</li> </ul> <div>  <b>Note:</b> <ul style="list-style-type: none"> <li>You cannot apply for service identification numbers for Pay-As-You-Go instances.</li> <li>For more information about public network bandwidth, see <a href="#">Upgrades and downgrades</a>.</li> </ul> </div>	You can apply for up to five service identification numbers for each instance.

Instance type	Requirement	Number of service identification numbers	
Web Hosting instances	The subscription duration must be three months or more.	You can apply for up to five service identification numbers for each instance.	
Simple Application Server instances	The subscription duration must be three months or more.	You can apply for up to five service identification numbers for each instance.	
Elastic Web Hosting instance	The subscription duration must be six months or more.	Each Alibaba Cloud account can apply for up to five service identification numbers.	
Alibaba Cloud Marketplace website building instances	<ul style="list-style-type: none"> <li>The initial subscription duration must be 12 months or more.</li> <li>The order must be 99 RMB or more.</li> </ul>	You can apply for one service identification number.	
NAT Gateway instances	The subscription duration must be one month or more.	You can apply for up to two service identification numbers for each instance.	
IPv6 Translation Service instances	The subscription duration must be one month or more.	You can apply for up to two service identification numbers for each instance.	
Edge Node Service (ENS) instances	The subscription duration must be three months or more.	You can apply for up to five service identification numbers for each instance.	

## Other Alibaba Cloud services

If your website uses Alibaba Cloud services including Object Storage Service (OSS), Alibaba Cloud CDN, Web Application Firewall (WAF), and Anti-DDoS Pro, you must check and confirm that you have added Alibaba Cloud to the registration information as a service provider based on actual scenarios.

Service	Scenario	Requirement
OSS	<a href="#">Bind a custom domain</a> If you associate your domain name to an OSS endpoint, you must register an ICP filing for your domain name.	Register an ICP filing for your website. You do not need to add Alibaba Cloud to the registration information as a service provider.
CDN	Websites that are hosted on servers or instances located in Mainland China and use Alibaba Cloud CDN must register an ICP filing.	<ul style="list-style-type: none"> <li>• If the origin site is hosted on Alibaba Cloud instances located in Mainland China, you must register an ICP filing through the Alibaba Cloud ICP Filing system.</li> <li>• If the origin site is hosted on instances provided by other service providers, you must add Alibaba Cloud to the registration information as a service provider.</li> </ul>
WAF	Websites that are hosted on instance or servers located in Mainland China and use Alibaba Cloud WAF for protection.	
Anti-DDoS Pro	Websites that are hosted on servers located in Mainland China and use Anti-DDoS Pro for protection.	<ul style="list-style-type: none"> <li>• If you have switched on China Telecom and China Unicom lines when you configure Anti-DDoS Pro, you do not need to add Alibaba Cloud to the registration information.</li> <li>• If you have enabled BGP multi-path when you configure Anti-DDoS Pro, you must add Alibaba Cloud to the registration information as a service provider.</li> </ul>

## Changes of service provider information

If the service provider or instance IP address changes, you must check and confirm the following information:

- You have registered an ICP filing for your website through other service providers before, and now you need to host the website on Alibaba Cloud instances or resolve the subdomains to Alibaba Cloud instances. In this circumstance, you must add Alibaba Cloud to the registration information due to the change of service providers.



Note:

To confirm whether your website has an ICP filing, click <http://beian.miit.gov.cn/publish/query/indexFirst.action> and choose 公共查询 > 备案信息查询 in the left-side navigation pane.

- If you have already registered an ICP filing for your website and you want to host the website on another Alibaba Cloud instance, you can modify the DNS configuration to resolve the domain to the new instance. In this circumstance, you do not need to register an ICP filing again.



Note:

However, if you change service providers, you must add the new service provider to the registration information. For more information about the procedure to add the new service provider, consult the new service provider.

## 4.2 Apply for service identification numbers

A service identification number is the verification code associated with a specific Alibaba Cloud instance that hosts the website. Before you apply for an ICP filing in the Alibaba Cloud ICP Filing system, you must obtain a service identification number for each website. You can apply for the different numbers of service identification numbers for each supported instance according to the instance type. This topic describes how to apply for service identification numbers after you purchase an instance.

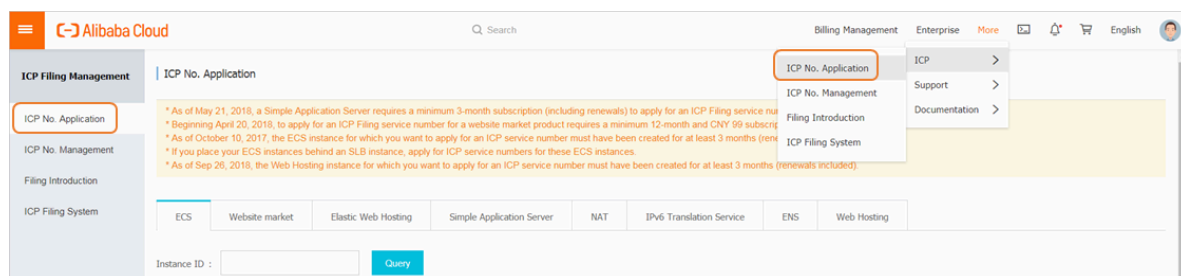
### Notes

- You can apply for service identification numbers for supported instances only. Service identification numbers are used to register an ICP filing. For more information about supported instances and the number of identification numbers that you can apply for according to each instance type, see [Supported instances](#).

- If you use the same Alibaba Cloud account to purchase the instance and register an ICP filing, you can directly select the instance that needs an ICP filing during the registration process. You do not need to apply for a service identification number.
- You can directly select the instance or apply for a service identification number for registering an ICP filing. The number of websites supported by each instance remains the same no matter which method you choose.
- If you use separate Alibaba Cloud accounts to purchase the instance and register an ICP filing, we recommend that you use the account that is used to purchase the instance to log on to the Alibaba Cloud console and apply for a service identification number. For more information, see [Procedure](#).
- To register an ICP filing, you must apply for a service identification number first. If you have used the service identification number before, you cannot reuse it to apply for another ICP filing. After you cancel an ICP filing or remove a service provider from the registration information, the service identification number is still considered used. You cannot reuse it to register an ICP filing for another website.

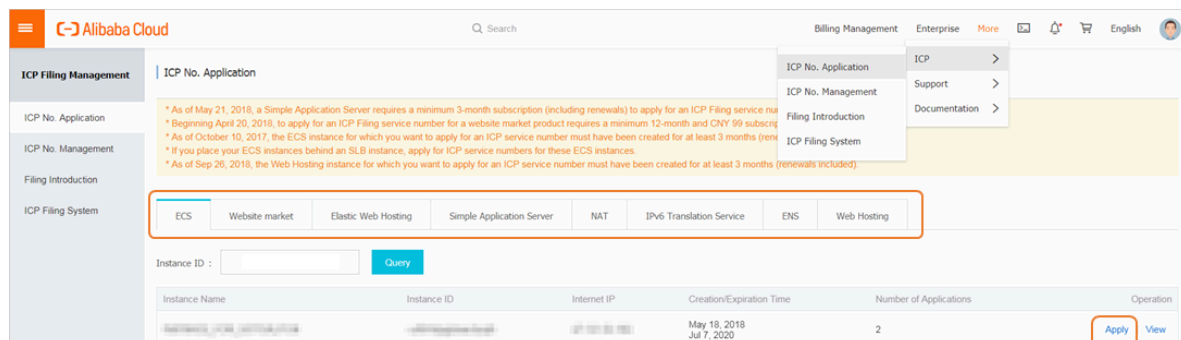
## Procedure

1. Use the account that is used to purchase the instance to log on to the [Alibaba Cloud ICP Filing Management console](#).
2. In the left-side navigation pane, click ICP NO. Application.





3. On the ICP No. Application page, find the instance that needs an ICP filing and click **Apply** in the Actions column.



**Note:**

If the **Apply** icon is not displayed in the Actions column, the instance is not qualified for an ICP filing. For more information, see [Prepare and check the instance or server](#).

4. In the dialog box that appears, click OK.



**Note:**

To view the service identification number that you have obtained, click **ICP No. Management** in the left-side navigation pane. All service identification numbers are listed on the **ICP No. Management** page.

#### Apply for a service identification number for a TrustPass shop

You do not need to apply for any service identification number for a TrustPass shop on <https://cxt.1688.com/>. Instead, associate your domain name with the shop on <https://cxt.1688.com/>, and log on to the [Alibaba Cloud ICP Filing system](#) to submit the filing information.

#### Apply for a service identification number for the domain name from other domain name registrar

You must apply for ICP filing on the filing platform of your domain name registrar. To apply for a service identification number, contact your domain name registrar.

## 5 Read and understand the ICP regulations

---

### 5.1 Overview

Links to the ICP Filing requirements of the communications administration of each province are as follows.

Click to see the requirements of your province.

[Anhui](#), [Beijing](#), [Chongqing](#), [Fujian](#), [Gansu](#), [Guangdong](#), [Guangxi](#), [Guizhou](#), [Hainan](#), [Hebei](#), [Heilongjiang](#), [Henan](#), [Hubei](#), [Hunan](#), [Jiangsu](#), [Jiangxi](#), [Jilin](#), [Liaoning](#), [Inner Mongolia](#), [Ningxia](#), [Qinghai](#), [Shandong](#), [Shanghai](#), [Shaanxi](#), [Shanxi](#), [Sichuan](#), [Tianjin](#), [Xinjiang](#), [Tibet](#), [Yunnan](#), and [zhejiang](#).

In addition, some provinces and municipalities have special requirements for ICP Filing.

Users in Tianjin see [Requirements for Tianjin ICP Filing](#).

Users in Guangdong, see [Guangdong ICP Filing statement \(financial\)](#) and [Website construction statement](#).

### 5.2 ICP Filing regulations for northeastern China

#### 5.2.1 ICP Filing regulations for Heilongjiang

Requirements for ICP Filing

- **Enterprises:** Use business licenses or certificates for uniform social credit code for ICP Filing .
- **Individuals:** Chinese citizens must use ID cards for ICP Filing. Persons without ID cards from Heilongjiang province cannot apply for ICP Filing in Heilongjiang.
- The ICP Filing subject administrator must be the legal representative of the enterprise.
- The website administrator cannot be website administrator of other ICP Filing subjects.
- The domain name owner must be the ICP Filing owner.

### Documents required for ICP Filing

- **Enterprises:** An electronic scanned copy of the original valid certificate of the ICP Filing owner and an electronic copy of the original valid identity document of the subject/website administrator.
- **Individuals:** An electronic copy of the original valid individual identity document.
- **ICP Filing authenticity statement:** Download from the uploading page during the ICP Filing process.
- You must provide the invoices or monthly bills of the last three months of the mobile phone number and office phone number used in ICP Filing.

### ICP Filing change rules

- To change an enterprise ICP Filing to another enterprise ICP Filing, you must provide the certificate of change issued by the competent authority.
- An enterprise ICP Filing cannot be changed to an individual ICP Filing.
- Individual ICP Filing cannot be changed to another individual ICP Filing. If an individual with an individual ICP Filing is the legal representative of an enterprise, the individual ICP Filing can be changed to an enterprise ICP Filing.

### ICP Filing transfer rules

- The ICP Filing owner name, document number, and owner information must be consistent with the original ICP Filing information. Otherwise, you must change or cancel the ICP Filing at the original ICP Filing service provider, and then apply for a new ICP Filing.
- The domicile indicated in the identity documents and the mailing address must comply with the requirements of the authority. After successful transfer, this information can be changed.

## 5.2.2 ICP Filing requirements for Jilin

### Requirements for ICP Filing

- **Enterprises:** Use the business license for ICP Filing. The subject must be the legal representative. Subjects younger than 18 years old cannot apply for ICP Filing.
- **Individuals:** The identity documents must be issued by Jilin province authorities. If not, upload a residence permit (students can upload student IDs).
- Domain names registered outside China cannot be used for ICP Filing.
- The domain name owner must be the ICP Filing owner.

### Documents required for ICP Filing

- **Enterprise:** An electronic scanned copy of the original valid certificate of the ICP Filing owner, and an electronic copy of the original valid identity document of the subject/website administrator.
- **Individual:** An electronic copy of an original valid individual identity document. If your identity document is not issued by Jilin province authorities, you must upload a residence permit (students can upload student IDs).
- **ICP Filing authenticity statement:** Can be downloaded during the ICP Filing process.

### ICP filing change rules

- Enterprise ICP Filing can be changed to individual ICP Filing.
- If either the enterprise name or the certificate number is changed, a certificate of change issued by the competent authority (issuing authority) must be provided.
- The individual ICP Filing of one individual cannot be changed to another individual ICP Filing. If an individual with an individual ICP Filing is the legal representative of an enterprise, the individual ICP Filing can be changed to an enterprise ICP Filing.

### ICP Filing transfer rules

- If the name or document number of the ICP Filing owner is inconsistent with the public query result, you must provide a certificate of change issued by the competent authority. After successful transfer, the ICP Filing information is changed.
- The domicile indicated in the relevant identity documents, the mailing address, and the owner/administrator information must comply with the rules of the competent authority. After successful transfer, the information can be changed.

## 5.2.3 ICP Filing regulations for Liaoning

### Requirements for ICP Filing

- Owners/administrators younger than 18 years old cannot apply for ICP Filing.
- The mobile phone number of the owner must be from this province.
- If the organization name includes the terms as investment management, financial guarantee, pawn, loan, or financial management, the subject and website administrator must be the legal representative.

- The domain name owner must be the ICP Filing owner.

#### Documents required for ICP Filing

- **Enterprise:** An electronic scanned copy of the original valid certificate of the ICP Filing owner, and an electronic copy of the original valid identity document of the subject and website administrator.
- **Individual:** An electronic copy of an original valid individual identity document.
- **ICP Filing authenticity statement:** Can be downloaded during the ICP Filing process.

#### ICP filing change rules

- Enterprise ICP Filings cannot be changed to individual ICP Filings. If the name or document number of the enterprise changes, the ICP Filing can be changed. The old and new names of the enterprise must be correlated.
- Individual ICP Filings cannot be changed to another individual ICP Filings. If an individual is the legal representative of an enterprise, the individual ICP Filing can be changed to an enterprise ICP Filing.

#### ICP filing transfer rules

- The name and document number of the ICP Filing subject must be consistent with the original ICP Filing information. Otherwise, you must change or cancel the ICP Filing at the original ICP Filing service provider, and then apply for a new ICP Filing.
- The domicile indicated in the relevant identity documents, the mailing address, and owner information must comply with the rules of the competent authority. After successful transfer, the information can be changed.

## 5.3 ICP Filing regulations for northern China

### 5.3.1 ICP Filing regulations for Beijing

#### Requirements for ICP filing

- **Enterprises:** Use the business licenses for ICP Filing. The subject administrator must be the legal representative.
- **Individuals:** Chinese citizens must use ID cards for ICP Filing.
- The domain name owner must be the ICP Filing owner.

- Domain names registered outside China or with some country codes are not supported. If multiple domain names direct to the same website, state that “The domain names direct to the same website” in the remarks. If multiple domain names direct to different websites or the domain names have obviously different prefixes, apply for ICP Filings separately.

#### Documents required for ICP Filing

- **Enterprises:** An electronic scanned copy of the original valid certificate of the ICP Filing owner, and an electronic copy of the original valid identity document of the subject and website administrator.
- **Individuals:** An electronic copy of the original valid individual identity document.
- **ICP Filing authenticity statement:** Can be downloaded during the ICP filing process.

#### ICP Filing information change rules

- Enterprise ICP Filings cannot be changed to individual ICP Filings.
- Individual ICP Filings cannot be changed to another individual ICP Filings or enterprise ICP Filings.
- If either the name or document number of the enterprise has changed, the ICP Filing information can be changed, but the certificate of change issued by the competent authority (issuing authority) must be provided.
- If both the name and document number of the enterprise have changed, the ICP Filing information cannot be changed. If you have changed your business license to the Three-in-One license, which causes the name and document number to change at the same time, you must provide the certificate of name change and document number change issued by the relevant issuing authority.

#### ICP Filing transfer rules

- If the name or document number of the ICP Filing owner is inconsistent with the original ICP Filing information, you must provide a certificate of change issued by the competent authority. After successful transfer, the ICP Filing information must be changed. If the individual ICP Filing information is inconsistent with the original ICP Filing information, you must change the relevant information at the original service provider or apply for a new ICP Filing after you cancel your ICP Filing at the original service provider.

- The domicile indicated in the relevant documents, the mailing address, and the owner information must comply with the rules of the competent authority. After successful transfer, the information can be changed.
- Individuals: The mailing address must comply with the rules of the competent authority. After successful transfer, this information can be changed.

## 5.3.2 ICP Filing regulations for Hebei

### Requirements for ICP Filing

- Enterprises: Use the business license and organization code certificate for ICP Filing. The subject must be the legal representative.
- Individuals: Foreign citizens cannot apply for ICP Filing.
- Foreign citizens cannot be the administrators.
- The domain name holder must be the ICP Filing subject.

### Documents required for ICP Filing

- Enterprises: An electronic scanned copy of the original valid certificates of the subject, and an electronic copy of the original valid identity documents of the subject/website administrator.
- Individuals: An electronic copy of the original valid individual identity documents.
- ICP filing authenticity statement: Can be downloaded during the ICP filing process.

### ICP Filing information change rules

- An enterprise ICP Filing can be changed to another enterprise or an individual ICP Filing.
- An individual ICP Filing can be changed to another individual or an enterprise ICP Filing.

### ICP Filing transfer rules

- The subject name, document number, and administrator information must be consistent with the original ICP Filing information. Otherwise, you must change the ICP Filing information or cancel the ICP Filing at the original service provider, and then apply for a new ICP Filing.
- The domicile indicated in the identity documents and the mailing address must comply with the rules of the competent authority. After successful transfer, this information can be changed.

### 5.3.3 ICP Filing regulations for Inner Mongolia

#### Requirements for ICP Filing

- Enterprises can use the business license and organization code certificate for ICP Filing.
- Individuals: The domicile indicated on identity documents must be in this province. If not in this province, upload a temporary residence permit or residence permit. Temporary ID cards are not supported for ICP Filing.
- The subject administrator must be the legal representative.
- Subjects younger than 18 years old cannot apply for ICP Filing.
- Domain names registered outside China are not supported for ICP Filing.
- The domain name holder must be the ICP Filing subject.

#### Documents required for ICP Filing

- Enterprises: An electronic scanned copy of the original valid certificate of the subject, and an electronic copy of the original valid identity document of the subject/website administrator.
- Individuals: An electronic copy of the original valid individual identity document. If the identity document is not from this province, upload a residence permit.
- ICP Filing authenticity statement: Can be downloaded during the ICP Filing process.

#### ICP Filing change rules

- Enterprise ICP Filings can be changed to individual ICP Filings (the subject after change must be the legal representative of the enterprise).
- An individual ICP Filing cannot be changed to another individual ICP Filing, but can be changed to an enterprise ICP Filing (the individual must be the legal representative of the enterprise).
- If either the name or document number of the subject changes, the ICP Filing can be changed, but the certificate of change issued by the competent authority (issuing authority) must be provided.

#### ICP Filing transfer rules

- The subject name, document number, and administrator information must be consistent with the original ICP Filing information. Otherwise, you must change



the information or cancel the ICP Filing at your original service provider, and then apply for a new ICP Filing.

- The domicile indicated in the identity documents and the mailing address must comply with the rules of the competent authority. After successful transfer, this information can be changed.

### 5.3.4 ICP Filing regulations for Shanxi

#### Requirements for ICP Filing

- **Enterprises:** Use the business license and organization code certificate for ICP Filing. The subject must be the legal representative.
- **Individuals:** Individual whose identity documents are not from this province cannot apply for ICP Filing.
- The domain name holder must be the ICP Filing subject.

#### Documents required for ICP Filing

- **Enterprises:** An electronic scanned copy of the original valid certificate of the subject, and an electronic copy of the original valid identity document of the subject/website administrator.
- **Individuals:** An electronic copy of the original valid individual identity document.
- **ICP Filing authenticity statement:** Can be downloaded during the ICP Filing process.

#### ICP Filing information change rules

- An enterprise ICP Filing can be changed to another enterprise or an individual ICP Filing.
- An individual ICP Filing can be changed to another individual or an enterprise ICP Filing.

#### ICP Filing transfer rules

The ICP Filing information must comply with the rules of the competent authority. After successful transfer, this information can be changed.

### 5.3.5 ICP Filing regulations for Tianjin

#### Requirements for ICP Filing

- Enterprises must use copy of the business license for ICP Filing. The annual inspection seal is not required.

- If your mailing address is within the “Huayuan” area, select the specific area based on your location in relation to the ring road. Select Nankai District if you are on the inner ring road. Select Xiqing District if you are on the outer ring road.
- The ICP Filing subject administrator must be the legal representative, and the website administrator must be a different person from the subject. Subjects younger than 18 years old cannot apply for ICP Filing.
- The mobile phone number of the administrators must be from this province.
- The name of the domain name holder must be the same as that of the ICP Filing subject or the legal representative. If privacy protection is set for the domain name, it must be disabled during the ICP Filing process.

#### Documents required for ICP Filing

- Enterprises: An electronic scanned copy of the original valid certificate of the subject, and an electronic copy of the original valid identity document of the subject/website administrator.
- Individuals: An electronic copy of the original valid individual identity document.
- ICP Filing authenticity statement: Can be downloaded during the ICP Filing process.

#### ICP Filing information change rules

- Enterprise ICP Filings cannot be changed to individual ICP Filings.
- When changing an individual ICP Filing to an enterprise ICP Filing, you must submit the domain name certificate to prove to the competent authority for approval that the domain name is held under the name of the enterprise (this applies to all the domain names under the subject).
- If the organization name or document number is changed, a certificate of change issued by the competent authority (issuing authority) must be provided.

#### ICP Filing transfer rules

- The name and document number of the subject must be consistent with the original ICP Filing information. Otherwise, you must change the ICP Filing information, or cancel the ICP Filing at your original service provider, and then apply for a new ICP Filing.
- The domicile indicated in the identity documents, the mailing address, and the subject information must comply with the rules of the competent authority. After successful transfer, this information can be changed.

- The correct ICP Filing number must be shown at the bottom of website page.

## 5.4 ICP Filing regulations for eastern China

### 5.4.1 ICP Filing regulations for An'hui

#### Requirements for ICP Filing

- Enterprises can use the business license and organization code certificate for ICP Filing.
- The subject administrator must be the legal representative.
- The domain name holder must be the ICP Filing subject.

#### Documents required for ICP Filing

- Enterprises: An electronic scanned copy of the original valid certificate of the organizer, and an electronic copy of the original valid identity document of the subject/website administrator.
- Individuals: An electronic copy of the original valid individual identity document.
- ICP Filing authenticity checklist: Can be downloaded during the ICP Filing process.

#### ICP Filing change rules

- An enterprise ICP Filing can be changed to another enterprise or an individual ICP Filing.
- An individual ICP Filing can be changed to another individual or an enterprise ICP Filing.

#### ICP Filing transfer rules

- The name and document number of the organizer must be consistent with the original ICP Filing information. Otherwise, you must provide a certificate of change. After the transfer, immediately change the ICP Filing information.
- The domicile indicated in the relevant identity documents, the mailing address, and the owner information must comply with the rules of the competent authority. After successful transfer, this information can be changed.

## 5.4.2 ICP Filing regulations for Fujian

### Requirements for ICP Filing

- Enterprises can use the business license and organization code certificate for ICP Filing.
- The domain name holder must be the ICP Filing subject.
- For individual ICP Filing, if the ID card is not from this province, a residence permit from this province must be provided.
- The subject and the website administrator must be the legal representative of the enterprise. Otherwise, provide a letter of authorization stamped with the company seal and signed by the legal representative.

### Documents required for ICP Filing

- Enterprise: An electronic scanned copy of the original valid certificate of the subject, and an electronic copy of the original valid identity document of the subject/website administrator.
- Individual: An electronic copy of the original valid individual identity document.
- Website ICP filing authenticity statement: Can be downloaded during the ICP filing process.
- If the website administrator is not the legal representative of the enterprise, provide a letter of authorization stamped with the company seal and signed by the legal representative.

### ICP Filing change rules

- Enterprise ICP Filings cannot be changed to individual ICP Filings.
- If the organization name or document number is changed, a certificate of change issued by the competent authority (issuing authority) must be provided to change the ICP Filing information.

### ICP Filing transfer rules

- The name and document number of the subject must be consistent with the original ICP Filing information. Otherwise, you must change the ICP Filing information or cancel the ICP Filing at the original service provider, and then apply for a new ICP Filing.

- The domicile indicated in the relevant identity documents, the mailing address, and the owner information must comply with the rules of the competent authority
- After successful transfer, the information can be changed.

### 5.4.3 ICP Filing regulations for Jiangsu

#### Requirements for ICP Filing

- Enterprises can use the business license and organization code certificate for ICP Filing.
- Enterprises: If the subject is the legal representative, the website administrator can be the legal representative or another person. If the subject administrator is not the legal representative, the the website administrator and the subject administrator must be the same person.
- The mobile phone number of the subject must be from this province.
- Subjects younger than 18 years old must provide the proof of employment or income (if the subject is the legal representative, the proof is not required).
- The domain name holder must be the ICP Filing subject, the legal representative, the subject administrator, or the website administrator.
- Domain name certificates for all domain names are required.
- Individuals: The titles of personal websites for ICP Filing must be XX' s blog or XX' s personal homepage. In the remarks section, describe the main content of the website. Format: This website is a personal website used for XXX, and after it is online, the main content is XXX.

#### Documents required for ICP Filing

- Enterprises: An electronic scanned copy of the original valid certificate of the subject, and an electronic copy of the original valid identity document of the subject/website administrator.
- Individuals: An electronic copy of the original valid individual identity document.
- ICP Filing authenticity statement: Can be downloaded during the ICP Filing process.
- Certificates of all domain names are required.
- If the identity documents are not from this province, upload a residence permit.

### ICP Filing change rules

- The subject name can be changed if the new name is related to the previous name or a certificate of change is available. If the old and new names are not associated, cancel the former ICP Filing and apply for a new one.
- Individual ICP Filings can be changed to ICP Filings of other individuals. When the individual is the legal representative of an enterprise, the individual ICP Filing can be changed to an enterprise ICP Filing.

### ICP Filing transfer rules

- The name and document number of the subject must be consistent with the original ICP Filing information. Otherwise, you must change the ICP Filing information or cancel the ICP Filing at the original service provider, and then apply for a new ICP Filing.
- The domicile indicated in the relevant identity documents, the mailing address, and the owner information must comply with the rules of the competent authority . After successful transfer, the information can be changed.

## 5.4.4 ICP Filing regulations for Shandong

### Requirements for ICP Filing

- Enterprises: Use the business license for ICP Filing.
- The subject must be the legal representative.
- Subjects younger than 18 years old cannot apply for ICP Filing.
- The domain name holder must be the ICP Filing subject.
- Individuals: If three or more domain names with different prefixes are filed under a single website, state “The domain names direct to the same website” in the remarks section.

### Documents required for ICP Filing

- Enterprises: An electronic scanned copy of the original valid certificate of the subject, and an electronic copy of the original valid identity document of the subject/website administrator.
- Individuals: An electronic copy of the original valid individual identity document.
- ICP Filing authenticity statement: Can be downloaded during the ICP Filing process.

### ICP Filing change rules

- An enterprise ICP Filing cannot be changed to another enterprise or an individual ICP Filing.
- An individual ICP Filing can be changed to another individual or an enterprise ICP Filing.

### ICP Filing transfer rules

- The name and document number of the subject must be consistent with the original ICP Filing information. Otherwise, you must change the ICP Filing information or cancel the ICP Filing at the original service provider, and then apply for a new ICP Filing.
- The domicile indicated in the relevant ID documents, the mailing address, and the owner information must comply with the rules of the competent authority. After successful transfer, the information can be changed.

## 5.4.5 ICP Filing regulations for Shanghai

### Requirements for ICP Filing

- Enterprises: Use the business license for ICP Filing.
- Individuals: Temporary ID cards cannot be used for ICP Filing. Residents of Hong Kong and Macao can use Exit-Entry Permits for Traveling to and from Hong Kong and Macao for ICP Filing. The domicile indicated in identity documents must be in this province. Otherwise, you must upload a residence permit or temporary one.
- The ICP Filing subject and the website administrator must be the legal representative. If the website administrator is not the legal representative, provide a letter of authorization from the legal representative.
- The name of the domain name holder must be the enterprise name or legal representative name. If privacy protection is set for the domain name, disable it during the ICP Filing process.
- If an ICP Filing number has been obtained for a domain name, the domain name must be accessible. The actual ICP Filing number must be shown at the bottom of the website page.

### Documents required for ICP Filing

- Enterprise: An electronic scanned copy of the original valid certificate of the subject, and an electronic copy of the original valid identity document of the subject/website administrator.
- Individual: An electronic copy of the original valid individual identity document.
- ICP filing authenticity statement: Can be downloaded during the ICP filing process.
- Enterprise: If the website administrator is not the legal representative, a letter of authorization from the legal representative must be provided.

### ICP Filing information change rules

- An enterprise ICP Filing can be changed to an another enterprise ICP Filing if you provide a certificate of change.
- If the organization name or document number is changed, a certificate of change issued by the competent authority (issuing authority) must be provided.
- If an individual with an individual ICP Filing is the legal representative of an enterprise or the website administrator, the individual ICP Filing can be changed to an enterprise ICP Filing.

### ICP Filing transfer rules

- If the name of the subject is inconsistent with the subject name returned by a public query, the certificate of change issued by the Trade and Industry Bureau must be provided before the transfer. After successful transfer, the ICP Filing information can be changed.
- The domicile indicated in the relevant identity documents, the mailing address, the document number, and the subject information must comply with the rules of the competent authority. After successful transfer, this information can be changed.

## 5.4.6 ICP Filing regulations for Zhejiang

### Requirements for ICP Filing

- Enterprises can use the business license and organization code certificate for ICP Filing.
- The subject must be the legal representative.
- The domain name holder must be the ICP Filing subject.
- Individuals: Persons younger than 18 years old cannot apply for ICP Filing.



### Documents required for ICP Filing

- **Enterprise:** An electronic scanned copy of the original valid certificate of the organization, and an electronic copy of the original valid identity document of the subject/website administrator.
- **Individual:** An electronic copy of the original valid individual identity document.
- **ICP Filing authenticity statement:** Can be downloaded during the ICP Filing process.

### ICP Filing change rules

- An enterprise ICP Filing can be changed to another enterprise or an individual ICP Filing.
- An individual ICP Filing can be changed to another individual or an enterprise ICP Filing. If the individual is the legal representative of the enterprise, the individual ICP Filing can be changed to an enterprise ICP Filing.

### ICP Filing transfer rules

- **Enterprise:** The ICP Filing information must comply with the rules of the competent authority. After successful transfer, the information can be changed.
- **Individual:** The domicile indicated in the identity documents, the mailing address, and the document number must comply with the rules of the competent authority. After successful transfer, the information can be changed.

## 5.4.7 ICP Filing regulations for Jiangxi

### Requirements for ICP Filing

- **Enterprises:** Use the business license for ICP Filing.
- **Individual:** The domicile indicated in the identity document must be in this province. Otherwise, the residence permit or temporary residence permit must be provided.
- **Enterprise:** The subject administrator must be the legal representative.
- If the ID card or individual ICP Filing certificate of the enterprise website administrator is not from Jiangxi province, a residence permit or temporary residence permit must be provided.
- The domain name holder must be the ICP Filing subject.

### Documents required for ICP Filing

- **Enterprise:** An electronic scanned copy of the original valid certificate of the subject, and an electronic copy of the original valid identity document of the subject/website administrator.
- **Individual:** An electronic copy of the original valid individual identity document.
- **Website ICP Filing authenticity statement:** Can be downloaded during the ICP Filing process.
- **Electronic copy of residence permit (not required in all cases):** If the website administrator does not have an ID card from Jiangxi province, a residence permit must be provided.

### ICP Filing change rules

- An enterprise ICP Filing cannot be changed to another enterprise or an individual ICP Filing.
- The subject name or document number can be changed if a certificate of change from the relevant issuing authority is provided.

### ICP Filing transfer rules

- The subject name, document number, and administrator information must be consistent with the original ICP Filing information. Otherwise, you must change or cancel the ICP Filing at the original service provider, and then apply for a new ICP Filing.
- The domicile indicated in the identity documents and the mailing address must comply with the rules of the competent authority. After successful transfer, the information can be changed.

## 5.5 ICP Filing regulations for southern China

### 5.5.1 ICP Filing regulations for Guangdong

#### Requirements for ICP Filing

- Enterprises can use the business license and organization code certificate for ICP Filing. The subject administrator must be the legal representative.
- Individuals under 18 years old must provide the proof of employment for ICP Filing.
- The domain name holder must be the ICP Filing subject.

- If an ICP Filing number has been obtained for a domain name, the domain name must be accessible. The ICP Filing number must be shown at the bottom of the website page.
- Domain names with different prefixes must be filed as different website domain names. If different domain names direct to the same website, enter “The domain names direct to the same website” in the remarks section. Enterprise: In case of 32 or more different domain name prefixes, you must provide a website construction statement for each domain name and the Alibaba Cloud letter of guarantee stamped with the seal for ICP Filing. Individual: In case of 6 or more different domain name prefixes, you must provide a website construction statement for each domain name. In case of 10 or more different domain name prefixes, you must also provide the Alibaba Cloud letter of guarantee stamped with the seal for ICP Filing.

#### Documents required for ICP Filing

- Enterprise: An electronic scanned copy of the original valid certificate of the organization, and an electronic copy of the original valid identity document of the subject/website administrator.
- Individual: An electronic copy of the original valid individual identity document.
- Website ICP Filing authenticity statement: Can be downloaded during the ICP Filing process.
- Enterprise: In case of 32 or more different domain name prefixes, you must provide a website construction statement for each domain name and the Alibaba Cloud letter of guarantee stamped with the seal for ICP Filing. Individual: In case of 6 or more different domain name prefixes, you must provide a website construction statement for each domain name. In case of 10 or more different domain name prefixes, you must also provide the Alibaba Cloud letter of guarantee stamped with the seal for ICP Filing.

#### ICP Filing change rules

- An enterprise ICP Filing can be changed to another enterprise or an individual ICP Filing.
- An individual ICP Filing can be changed to another individual or an enterprise ICP Filing.

## ICP Filing transfer rules

ICP Filing information to be transferred must comply with the rules of the competent authority. After successful transfer, this information can be changed.

## 5.5.2 ICP Filing regulations for Guangxi

### Requirements for ICP Filing

- Enterprises must use the business license for ICP Filing.
- The mobile phone numbers of the administrators must be from this province.
- The domain name holder must be the subject.
- If the domain names have different prefixes, or the same prefixes direct to different websites, file them as different websites and add for ICP Filing individually.

### Documents required for ICP Filing

- Enterprise: An electronic scanned copy of the original valid certificate of the subject, and an electronic copy of the original valid identity document of the subject/website administrator.
- Individual: An electronic copy of the original valid individual identity document.
- Website ICP Filing authenticity statement: Can be downloaded during the ICP Filing process.

### ICP Filing change rules

- Enterprise ICP Filings cannot be changed to individual ICP Filings.
- Individual ICP Filings cannot be changed to filings of another individual. If a person with an individual ICP Filing is the legal representative of an enterprise, the individual ICP Filing can be changed to an enterprise ICP Filing.
- Enterprise: If the organization name or document number is changed, a certificate of change issued by the competent authority (issuing authority) must be provided.

### ICP filing transfer rules

- The name of the subject must be consistent with the original ICP Filing information. Otherwise, you must change the ICP Filing information or cancel the ICP Filing at the original service provider, and then apply for a new ICP Filing.
- The domicile indicated in the relevant identity documents, the mailing address, the document number, and the owner information must comply with the rules

of the competent authority. After successful transfer, this information can be changed.

### 5.5.3 ICP Filing regulations for Hainan

#### Requirements for ICP Filing

- **Enterprises:** Use the business license for ICP Filing. The ICP Filing subject must be the legal representative.
- **Individuals:** Chinese citizens must use ID cards for ICP Filing. Temporary ID cards are not supported for ICP Filing.
- The domain name holder must be the ICP Filing subject.

#### Documents required for ICP Filing

- **Enterprises:** An electronic scanned copy of the original valid certificate of the subject, and an electronic copy of the original valid identity document of the subject/website administrator.
- **Individuals:** An electronic copy of the original valid individual identity document.
- **Website ICP Filing authenticity statement:** Can be downloaded during the ICP Filing process.

#### ICP Filing change rules

- An enterprise ICP Filing can be changed to another enterprise or an individual ICP Filing.
- An individual ICP Filing can be changed to another individual ICP Filing. If a person with an individual ICP Filing is the legal representative of an enterprise, the individual ICP Filing can be changed to an enterprise ICP Filing.

#### ICP Filing transfer rules

ICP Filing information must comply with the rules of the competent authority. After successful transfer, the information can be changed.

## 5.6 ICP Filing regulations for central China

### 5.6.1 ICP Filing regulations for Henan

#### Requirements for ICP Filing

- **Enterprises:** Use the latest license (Three-in-One license) for ICP Filing. The subject must be the legal representative. Subjects under 18 years old cannot apply for ICP Filing.
- **Individuals:** Individuals without identity documents from this province cannot apply for individual ICP Filing. Individuals under 18 years old must provide valid identity documents of the legal guardians.
- The domain name holder must be the ICP Filing subject.
- If a single ICP Filing process includes four or more domain names, domain name certificates are required.
- For website name requirements, see Website information.
- If an ICP Filing number has been obtained for a domain name, the domain name must be accessible. The ICP Filing number must be shown at the bottom of the website page.

#### Documents required for ICP Filing

- **Enterprises:** An electronic scanned copy of the original valid certificate of the subject, and an electronic copy of the original valid identity document of the subject/website administrator.
- **Individuals:** An electronic copy of the original valid individual identity document.
- **Website ICP Filing authenticity statement:** Can be downloaded during the ICP Filing process.
- **Domain name certificate (not required in all cases).** If a single ICP Filing process includes four or more domain names, domain name certificates must be provided.

#### ICP Filing information change rules

- **Enterprise ICP Filings cannot be changed to individual ICP Filings.** If the name of the organization changes, the ICP Filing information can be changed. If the document number of the organization changes, the ICP Filing information cannot be changed.

- An individual ICP Filing cannot be changed to another individual ICP Filing. If a person with an individual ICP Filing is the legal representative of an enterprise, the individual ICP Filing can be changed to an enterprise ICP Filing.

#### ICP Filing transfer rules

- The name of the subject must be consistent with the original ICP Filing information. Otherwise, you must change the ICP Filing information or cancel the ICP Filing at the original service provider, and then apply for a new ICP Filing.
- The domicile indicated in the relevant identity documents, the mailing address, and the owner information must comply with the rules of the competent authority. After successful transfer, the information can be changed.

## 5.6.2 ICP Filing regulations for Hubei

#### Requirements for ICP Filing

- Enterprises can use the business license and organization code certificate for ICP Filing.
- Individual: The domicile indicated in the identity document must be in this province. Otherwise, the residence permit or temporary residence permit must be provided.
- The subject and website administrator must be the legal representative. If the website administrator is not the legal representative, provide a letter of authorization from the legal representative.
- Individuals under 18 years old cannot apply for ICP Filing.
- The domain name holder must be the ICP Filing subject.

#### Documents required for ICP Filing

- Enterprise: An electronic scanned copy of the original valid certificate of the subject, and an electronic copy of the original valid identity document of the subject/website administrator.
- Individual: An electronic copy of the original valid individual identity document.
- Website ICP Filing authenticity statement: Can be downloaded during the ICP Filing process.
- Enterprise: If the website administrator is not the legal representative, a letter of authorization from the legal representative must be provided.

### ICP Filing change rules

- An enterprise ICP Filing can be changed to another enterprise or an individual ICP Filing.
- An individual ICP Filing can be changed to another individual or an enterprise ICP Filing.

### ICP Filing transfer rules

- The name of the subject must be consistent with the original ICP Filing information. Otherwise, you must change or cancel the ICP Filing at the original service provider, and then apply for a new ICP Filing.
- The domicile indicated in identity documents, the mailing address, and the document number must comply with the rules of the competent authority. After successful transfer, the information can be changed.
- Enterprise: The administrator must be the legal representative. If the administrator is not the legal representative, you must change the relevant information at the original service provider. After successful change, you can continue with the transfer.

## 5.6.3 ICP Filing regulations for Hunan

### Requirements for ICP Filing

- Enterprises can use the business license and organization code certificate for ICP Filing.
- The subject and website administrator must be the legal representative. If the website administrator is not the legal representative, a letter of authorization from the legal representative must be provided.
- Individuals under 18 years of age cannot apply for ICP Filing.
- The mobile phone numbers provided for ICP Filing must be from this province.
- Domain names registered outside China cannot be used for ICP Filing.
- The domain name holder must be the ICP Filing subject. All domain name certificates are required.

### Documents required for ICP Filing

- Enterprises: An electronic scanned copy of the original valid certificate of the subject, and an electronic copy of the original valid identity document of the subject/website administrator.



- **Individuals:** An electronic copy of the original valid individual identity document.
- **Website ICP Filing authenticity statement:** Can be downloaded during the ICP Filing process.
- **Certificates of all the domain names to be filed.**
- **Enterprises:** If the website administrator is not the legal representative of the enterprise, a letter of authorization from the legal representative must be provided
- 

#### ICP Filing change rules

- An enterprise ICP Filing can be changed to another enterprise or an individual ICP Filing.
- An individual ICP Filing can be changed to another individual or an enterprise ICP Filing.

#### ICP Filing transfer rules

The ICP Filing information must be consistent with the original ICP Filing information. Otherwise, you must change or cancel the ICP Filing at the original service provider, and then apply for a new ICP Filing.

## 5.7 ICP Filing regulations for northwestern China

### 5.7.1 ICP Filing regulations for Gansu

#### Requirements for ICP Filing

- **Enterprises:** Use the copy of the business license for ICP Filing. The annual renewal seal is not required.
- **Individual:** Individuals cannot apply for ICP Filing if the identity documents are not from this province.
- **The subject must be the legal representative.** If not, a letter of authorization from the legal representative must be provided with the situation description in the remarks section.
- **The mobile phone number of the subject must be from this province.**
- **The domain name holder must be the ICP Filing subject.**

### Documents required for ICP Filing

- **Enterprise:** An electronic scanned copy of the original valid certificate of the subject, and an electronic copy of the original valid identity document of the subject/website administrator.
- **Individual:** An electronic copy of the original valid individual identity document.
- **Website ICP Filing authenticity statement:** Can be downloaded during the ICP Filing process.

### ICP Filing change rules

- An enterprise ICP Filing cannot be changed to an individual ICP Filing.
- An individual ICP Filing cannot be changed to another individual or an enterprise ICP Filing.
- **Enterprise:** If either the name or document number of the organization changes , the ICP Filing can be changed, but the certificate of change issued by the competent authority (issuing authority) must be provided.

### ICP Filing transfer rules

- The subject name, document number, and administrator information must be consistent with the original ICP Filing information. Otherwise, you must change or cancel the ICP Filing at the original service provider, and then apply for a new ICP Filing.
- The domicile indicated in the identity documents and the mailing address must comply with the rules of the competent authority. After successful transfer, the information can be changed.

## 5.7.2 ICP Filing regulations for Ningxia

### Requirements for ICP Filing

- Enterprises must use the copy of the business license for ICP Filing.
- The subject administrator must be the legal representative.
- Individuals whose identity documents are not from this province cannot apply for ICP Filing.
- The domain name holder must be the ICP Filing subject.

### Documents required for ICP Filing

- **Enterprise:** An electronic scanned copy of the original valid certificate of the subject, and an electronic copy of the original valid identity document of the subject/website administrator.
- **Individual:** An electronic copy of the original valid individual identity document.
- **Website ICP Filing authenticity statement:** Can be downloaded during the ICP Filing process.

### ICP Filing change rules

- An enterprise ICP Filing can be changed to another enterprise or an individual ICP Filing.
- An individual ICP Filing can be changed to another individual or an enterprise ICP Filing.

### ICP Filing transfer rules

- The subject name, document number, and website administrator information must be consistent with the original ICP Filing information. Otherwise, you must change or cancel the ICP Filing at the original service provider, and then apply for a new ICP Filing.
- The domicile indicated in the identity documents and the mailing address must comply with the rules of the competent authority. After successful transfer, the information can be changed.

## 5.7.3 ICP Filing regulations for Qinghai

### Requirements for ICP Filing

- **Enterprise:** Use the business license for ICP Filing. The subject must be the legal representative.
- **Individual:** Individuals whose identity documents are not from this province cannot apply for ICP Filing.
- The domain name holder must be the ICP Filing subject.

### Documents required for ICP Filing

- **Enterprise:** An electronic scanned copy of the original valid certificate of the subject, and an electronic copy of the original valid identity document of the subject/website administrator.

- **Individual:** An electronic copy of the original valid individual identity document.
- **Website ICP Filing authenticity statement:** Can be downloaded during the ICP Filing process.

#### ICP Filing change rules

- An enterprise ICP Filing can be changed to another enterprise or an individual ICP Filing.
- An individual ICP Filing can be changed to another individual or an enterprise ICP Filing.

#### ICP Filing transfer rules

- The subject name, document number, and website administrator information must be consistent with the original ICP Filing information. Otherwise, you must change or cancel the ICP filing at the original service provider, and then apply for a new ICP Filing.
- The domicile indicated in the identity documents and the mailing address must comply with the rules of the competent authority. After successful transfer, this information can be changed.

### 5.7.4 ICP Filing regulations for Shaanxi

#### Requirements for ICP Filing

- **Enterprise:** The subject must be the legal representative.
- The mobile phone number of the subject must be from this province. For enterprise ICP Filing, if the mobile phone number is not from this province, state the reason in the remarks section.
- The domain name holder must be the ICP Filing subject or the legal representative.
- In case of five or more domain names under the subject, domain name certificates are required.

#### Documents required for ICP Filing

- **Enterprise:** An electronic scanned copy of the original valid certificate of the subject, and an electronic copy of the original valid identity document of the subject/website administrator.
- **Individual:** An electronic copy of the original valid individual identity document.
- **Website ICP Filing authenticity statement:** Can be downloaded during the ICP Filing process.

- In case of five or more domain names under the subject, domain name certificates must be provided.

#### ICP Filing change rules

- An enterprise ICP Filing cannot be changed to an individual ICP Filing.
- An individual ICP Filing cannot be changed to another individual or an enterprise ICP Filing.
- Enterprise: If either the name or document number of the organization changes , the ICP Filing information can be changed, but the certificate of change issued by the competent authority (issuing authority) must be provided. If both the organization name and document number change, the ICP Filing information can be changed, but the old name and new name must be associated. Otherwise, the information cannot be changed.

#### ICP Filing transfer rules

- The name and document number of the subject must be consistent with the original ICP Filing information. Otherwise, you must change or cancel the ICP filing at the original service provider, and then apply for a new ICP Filing.
- The domicile indicated in the relevant identity documents, the mailing address, and the owner information must comply with the rules of the competent authority . After successful transfer, the information can be changed.

### 5.7.5 ICP Filing regulations for Xinjiang

#### Requirements for ICP Filing

- Enterprise: Use the business license and organization code certificate for ICP Filing . The ICP Filing subject must be the legal representative.
- Individual: Individuals whose identity documents are not from this province cannot apply for ICP Filing.
- The domain name holder must be the ICP Filing subject.

#### Documents required for ICP Filing

- Enterprise: An electronic scanned copy of the original valid certificate of the subject, and an electronic copy of the original valid identity document of the subject/website administrator.
- Individual: An electronic copy of the original valid individual identity document.

- Website ICP Filing authenticity statement: Can be downloaded during the ICP Filing process.

#### ICP Filing change rules

- An enterprise ICP Filing can be changed to another enterprise or an individual ICP Filing.
- An individual ICP Filing can be changed to another individual or an enterprise ICP Filing.

#### ICP Filing transfer rules

- The subject name and administrator information must be consistent with the original ICP Filing information. Otherwise, you must change or cancel the ICP Filing at the original service provider, and then apply for a new ICP Filing.
- The domicile indicated in the identity documents, the mailing address, and the document number must comply with the rules of the competent authority. After successful transfer, the information can be changed.

## 5.8 ICP Filing regulations for southwestern China

### 5.8.1 ICP Filing regulations for Chongqing

#### Requirements for ICP Filing

- Enterprises: Use the business license and organization code certificate for ICP Filing.
- Individual: Individuals whose identity documents are not from this province cannot apply for ICP Filing.
- Enterprise: The subject must be the legal representative. Individuals under 18 years old cannot apply for ICP Filing.
- Enterprise: Only one domain name can be filed for each website. If multiple domain names direct to the same website, they must be filed individually.
- The domain name holder must be the ICP Filing subject or the legal representative.

#### Documents required for ICP Filing

- Enterprise: An electronic scanned copy of the original valid certificate of the subject, and an electronic copy of the original valid identity document of the subject/website administrator.
- Individual: An electronic copy of the original valid individual identity document.

- Website ICP Filing authenticity statement: Can be downloaded during the ICP Filing process.

#### ICP Filing change rules

- An enterprise ICP Filing can be changed to another enterprise or an individual ICP Filing.
- An individual ICP Filing can be changed to another individual or an enterprise ICP Filing.

#### ICP Filing transfer rules

- The subject name, document number, and website administrator information must be consistent with the original ICP Filing information. Otherwise, you must change or cancel the ICP Filing at the original service provider, and then apply for a new ICP Filing.
- The domicile indicated in the identity documents and the mailing address must comply with the rules of the competent authority. After successful transfer, this information can be changed.

## 5.8.2 ICP Filing regulations for Guizhou

#### Requirements for ICP Filing

- Enterprises can use the business license and organization code certificate for ICP Filing.
- The subject and website administrator must be the legal representative. If the website administrator is not the legal representative, a letter of authorization from the legal representative is required.
- Individual: Individuals under 18 years old cannot apply for ICP Filing. The domicile indicated in the identity documents must be in this province. If not, upload a residence permit or temporary residence permit.
- The domain name holder must be the ICP Filing subject.
- If a single ICP Filing includes four or more domain names, domain name certificates are required.

#### Documents required for ICP Filing

- Enterprise: An electronic scanned copy of the original valid certificate of the subject, and an electronic copy of the original valid identity document of the subject/website administrator.

- **Individual:** An electronic copy of the original valid individual identity document.
- **Website ICP Filing authenticity statement:** Can be downloaded during the ICP Filing process.
- If a single ICP Filing includes four or more domain names, domain name certificates must be provided.
- **Enterprise:** If the website administrator is not the legal representative, a letter of authorization from the legal representative must be provided.

#### ICP Filing change rules

An enterprise ICP Filing can be changed to another enterprise or an individual ICP Filing.

#### ICP Filing transfer rules

- The subject name, document number, and administrator information must be consistent with the original ICP Filing information. Otherwise, you must change or cancel the ICP Filing at the original transfer provider, and then apply for a new ICP Filing.
- The domicile indicated in the identity documents and the mailing address must comply with the rules of the competent authority. After successful transfer, this information can be changed.

### 5.8.3 ICP Filing regulations for Sichuan

#### Requirements for ICP Filing

- **Enterprises:** Use the business license and organization code certificate for ICP Filing.
- **Individual:** If the domicile indicated in your identity document is not in this province (including foreigners and residents of Hong Kong, Macao, and Taiwan), you must provide a proof that you study, live, or work in Sichuan (such as a student ID, proof of social insurance, proof of employment, or residence permit).
- **Enterprise:** The subject administrator must be the legal representative. If the subject administrator is not the legal representative, a letter of authorization from the legal representative must be provided.
- **Individuals under 18 years old cannot apply for ICP Filing.**



- The domain name holder must be the ICP Filing subject or the legal representative . If privacy protection is set for the domain name, disable it during the ICP Filing process.

#### Documents required for ICP Filing

- Enterprise: An electronic scanned copy of the original valid certificate of the subject, and an electronic copy of the original valid identity document of the subject/website administrator.
- Individual: An electronic copy of the original valid individual identity document.
- If the subject is not the legal representative, a letter of authorization must be provided.
- Individuals without identity documents from this province must upload a student ID, proof of social insurance, proof of employment, a residence permit, or other such documents.

#### ICP Filing change rules

- An enterprise ICP Filing can be changed to another enterprise or an individual ICP Filing.
- An individual ICP Filing can be changed to another individual or an enterprise ICP Filing.

#### ICP Filing transfer rules

- The name and document number of the subject must be consistent with the original ICP Filing information. Otherwise, you must change or cancel the ICP Filing at the original service provider, and then apply for a new ICP Filing.
- The domicile indicated in the relevant identity documents, the mailing address, and the administrator information must comply with the rules of the competent authority. After successful transfer, the information can be changed.

## 5.8.4 ICP Filing regulations for Tibet

#### Requirements for ICP Filing

- Enterprises: Use the business license and organization code certificate for ICP Filing. The subject administrator must be the legal representative.
- Individual: Chinese citizens must use the ID card for ICP Filing. Individuals without ID cards from this province cannot apply for ICP Filing.
- The domain name holder must be the ICP Filing subject.

- If an ICP Filing number has been obtained for a domain name, the domain name must be accessible. The ICP Filing number must be shown at the bottom of the website page.

#### Documents required for ICP Filing

- **Enterprise:** An electronic scanned copy of the original valid certificate of the subject, and an electronic copy of the original valid identity document of the subject/website administrator.
- **Individual:** An electronic copy of the original valid individual identity document.
- **Website ICP Filing authenticity checklist:** Can be downloaded during the ICP Filing process.

#### ICP Filing change rules

- An enterprise ICP Filing can be changed to another enterprise or an individual ICP Filing.
- An individual ICP Filing can be changed to another individual or an enterprise ICP Filing.

#### ICP Filing transfer rules

- The name of the subject must be consistent with the original ICP Filing information. Otherwise, you must change or cancel the ICP Filing at the original service provider, and then apply for a new ICP Filing.
- The domicile indicated in the relevant identity documents, the mailing address, the document number, and the administrator information must comply with the rules of the competent authority. After successful transfer, this information can be changed.

## 5.8.5 ICP Filing regulations for Yunnan

#### Requirements for ICP Filing

- Enterprises can use the business license and organization code certificate for ICP Filing.
- The subject must be the legal representative.
- Individuals under 18 years old must provide a proof of employment or income (unless the administrator is the legal representative).
- The domain name holder must be the ICP Filing subject. Domain name certificates are required.

### Documents required for ICP Filing

- **Enterprise:** An electronic scanned copy of the original valid certificate of the subject, and an electronic copy of the original valid identity document of the subject/website administrator.
- **Individual:** An electronic copy of the original valid individual identity document.
- **Website ICP Filing authenticity statement:** Can be downloaded during the ICP Filing process.
- **Domain name certificates.**

### ICP Filing change rules

- An enterprise ICP Filing can be changed to another enterprise or an individual ICP Filing.
- An individual ICP Filing can be changed to another individual or an enterprise ICP Filing.

### ICP Filing transfer rules

- ICP Filing information must comply with the rules of the competent authority. After successful transfer, the information can be changed.
- **Enterprise:** The website must be accessible. If the website is no longer accessible, you must cancel the ICP Filing at your original service provider, and then apply for ICP Filing again.
- **Individual:** If the website is no longer accessible, you must cancel the ICP Filing at your original service provider, and then apply for ICP Filing again.

## 5.9 Special requirements

### 5.9.1 A statement required by Guangdong communication authorities

In Guangdong province, if your website involves financial content, you must provide a website ICP Filing statement. The format is not fixed, but the content must be truthful and complete.

#### Considerations:

- Describe the business of the company, the website content, and financial-related content in plain language.
- Completely describe the business scope.

- State that never engage in any online financial services before obtaining the permission.
- For enterprise ICP Filing, the statement must be given in the name of the enterprise.
- The statement must have long-term validity instead of being temporary or only valid for a specific stage.
- The statement must be stamped with the official company seal and signed by the legal representative, and the company business license must be attached.

### 5.9.2 Requirements for Tianjin ICP Filing

To supervise the website content, Tianjin Communications Administration inspects the ICP Filing information and the actual website content strictly. If your business is registered in Tianjin, note the following:

- **Individual business ICP Filing:** Individual businesses must be filed as enterprises. If you have registered an organization name for your business, enter the organization name on your Industrial and Commercial Business License. Otherwise, enter the legal representative name with a remark (individual business) in the brackets after the name of the legal representative in Chinese. For example, Jack. Ma ( individual business).
- **Individual ICP Filing:** The actual website name must be the same as the website name in the ICP Filing information, and the website content cannot include information on enterprises and industries. Individuals cannot run e-commerce websites.
- The websites must be accessible half a year after the ICP Filing number is issued by the communications administration.
- **Enterprise ICP Filing:** The subject and the website administrator cannot be the same person. A same mobile phone number cannot appear in different contact information.

### 5.9.3 Website construction plan for Guangdong

According to the requirements of Guangdong Communications Administrations, domain names with different prefixes must be filed individually. If multiple domain names are under the ICP Filing subject (including domain names that already have ICP Filing numbers and the domain names to be filed), a website construction plan is required besides the authenticity verification form.

**Enterprise:** In case of 32 or more different domain name prefixes, website construction plans for each domain name and the Alibaba Cloud letter of guarantee stamped with the seal for ICP Filing are required.

**Individual:** In case of 6 or more different domain name prefixes, website construction plans for each domain name are required. In case of 10 or more different domain name prefixes, website construction plans for each domain name and the Alibaba Cloud letter of guarantee stamped with the seal for ICP Filing are required.

No specific templates are for the website construction plan. You can create one based on your own website plans, but it must contain the following information:

- Website content and section introductions (with design illustrations).
- Personnel and funding arrangements (including personnel qualifications, competencies, and backgrounds. If the website is run by an individual, specify whether the individual is a full-time or part-time employee, how the individual allocates time to website work, and the individual's personal policy awareness and technical competencies).
- Content management system.
- Network deployment scheme (including what technologies are used and where the website is deployed).
- Technical measures for network information security.
- Contingency plans.

## 6 Pre-approvals

If the content of your website contains information about the news, publishing, medicine, and medical device industries, you must obtain the specified pre-approval before you register an ICP filing. This topic describes pre-approvals required by different industries and the authorities that issue pre-approvals. If your website needs to obtain a pre-approval, contact the specified local authority.

### Industries and authorities

The following table lists the industries that require a pre-approval and the authorities that issue pre-approvals.

Industry	Authority	Pre-approval	Remarks
<a href="#">News</a>	The State Council Information Office or the information office of the people's government of the province, autonomous region, or municipality	<i>Internet News Information Service License</i>	None.
<a href="#">Publishing</a>	The State Administration of Press Publication, Radio, Film, and Television	<i>Internet Publishing License</i>	None.

Industry	Authority	Pre-approval	Remarks
Medicine and medical devices	Provincial food and medicine administrations and Ministry of Industry and Information Technology (issues pre-approvals for pesticide or chemical production enterprises)	Medicine Business License , Medical Device Trading Permit , Qualification Certificate for Medicine Trading Services , and Permits of chemicals are issued by the Ministry of Industry and Information Technology	None.
Culture	Provincial departments of culture	Internet Culture Business Permit	None.
Broadcasts, films, and television programs	The State Administration of Press Publication , Radio, Film, and Television	License for Publication of Audio-Visual Programs through Information Network	None.
Education	Provincial departments of education	None.	The pre-approval is abolished in all provinces except for Zhejiang, Qinghai, and Tibet.
Healthcare	Provincial departments of public health	None.	The pre-approval is abolished in all provinces except for Hebei and Tibet.
Online taxi booking	The traffic management committee of the region where the company is registered	Online Taxi Booking Business Permit	None.
Electronic bulletin services	Provincial communication administrations	None.	The pre-approval is abolished nationwide.

Industry	Authority	Pre-approval	Remarks
Finance	<ul style="list-style-type: none"> <li>· People's Bank of China</li> <li>· Provincial finance offices and the China Banking Regulatory Commission</li> <li>· China Insurance Regulatory Commission</li> <li>· China Securities Regulatory Commission</li> <li>· Asset Management Association of China</li> </ul>	None.	None.

## News

Internet news information services include the publishing of news information through Internet, provision of electronic bulletin services on current affairs and politics, and transmission of communicative information on current affairs and politics to the public. News information as mentioned in this topic indicates the news information on current affairs and politics, including the relevant reports and comments on politics, economy, military affairs, diplomacy, and other public affairs, as well as the relevant reports and comments on public emergencies. Internet news information service providers may be divided into the following three classes:

1. The Internet news information service providers established by news entities to publish the news that has not been published and broadcasted by the said entities, to provide electronic bulletin services of current affairs and politics, and to transmit communicative information of current affairs and politics to the public.
2. The Internet news information service providers established by non-news entities to reprint news information, to provide electronic bulletin services of current affairs and politics, and to transmit communicative information of current affairs and politics to the public.



3. The Internet news information service providers established by news entities to publish the news information which has been published or broadcasted by the said news entities.

## Publishing

Internet publishing described in this topic refers to the online communication acts of the Internet information service providers to, after selection and edition, publish the works produced by themselves or by others on the Internet or to send out the works through the Internet to the users for public browse, read, use, or download. The works mainly include: the books, newspapers, periodicals, audio and video products, electronic publications, and other works that have been officially published, and the works that have been publicly released on other media. The edited works on literature, art and natural science, social science or engineering technology, and so on.

All business activities involving online electronic reading, electronic publications, audio-visual products, Internet books, Internet newspapers, Internet magazines, mobile publications, academic publications, art publications, educational publications, games, and maps on the Internet and mobile networks must apply for the Internet Publishing License from relevant authorities.

## Medicine and medical devices

According to *Measures Regarding the Administration of Medicine Information Service over the Internet*, medicine information services over the Internet indicate the provision of medicine, including medical appliances, and information over the Internet for Internet users.

## Culture

According to *Interim Provisions on the Administration of Internet Culture*, Internet cultural products mentioned in this topic indicate the cultural products produced, disseminated, and circulated through Internet. These products include games, music, cartoons, and other cultural products.

## Broadcasts, films, and television programs

Activities that involve audio-visual frequency programs consisting of movable pictures or sounds that can be listened to continuously, which are shot and recorded by making use of video cameras, vidicons, recorders, and other audio-visual

frequency equipment for producing programs. Example: video and live broadcast websites.

## Education

Pre-approvals of the education sector apply to educational websites and online schools, such as diploma services, distance education videos, and examination trainings.

## Healthcare

Internet medical and health information services refer to the provision of medical and health information services to internet users by launching a medical and health institution website, a disease-prevention and health knowledge website, or a disease-prevention and health channel on a comprehensive website.

## Online taxi booking

Online taxi booking businesses, or businesses engaging in the relevant activities must obtain *the Online Taxi Booking Business Permit*. Online taxi booking business operations and services refer to business operations in which a service platform is constructed based on the Internet technologies. These businesses integrate information on supply and demand, use qualified vehicles and drivers, and provide non-cruising online taxi booking services.

## Electronic bulletin services

Electronic bulletin services refer to the activities of providing Internet users with information release conditions by interactive modes, including electronic bulletin boards, interactive whiteboards, electronic forums, online chat rooms, and message boards.

*Note: According to Decision of the State Council on the Fifth Batch of Items Subject to Administrative Examination and Approval at the Management Level to Be Canceled or Delegated to Lower Level, article 7 abolishes the pre-approval of electronic bulletin services.*

## Finance

According to the entity name, course of business, website name, and website content specified in the ICP registration information, businesses engaging in the following activities or involving these entities must obtain the pre-approval issued by the specified authority: exchange centers, trading centers, funds, equity investment funds, finance, asset management, financial management, fund management,

investment management, wealth management, P2P lending, equity crowdfunding, Internet insurance, and payment. Regulations on the pre-approval vary depending on the local administration.



**Note:**

Alibaba Cloud will verify the above-mentioned websites on an irregular basis. The ICP filing of websites that violate the regulations will be canceled.

Authorities that issue pre-approvals for finance businesses (for reference only):

- The People's Bank of China for Internet payment businesses.
- The provincial financial office and China Banking Regulatory Commission for P2P lending businesses.
- The China Insurance Regulatory Commission for Internet insurance businesses.
- The China Banking Regulatory Commission for Internet trust and Internet consumer finance businesses.
- The China Securities Regulatory Commission for equity crowdfunding, Internet funds, fund sales, financing, and financing guarantee businesses. If you need to register an ICP filing in Jiangsu province and your website contains information about financing and financing guarantee activities, you can consult the local economic and information commission.
- Asset Management Association of China for private equity funds. If you register an ICP filing in Zhejiang province, you must submit approval documents as required by the financial supervision authority.

Special circumstances (for reference only):

- Funds, for example, charity funds, must submit documents such as a registration document verified by the Ministry of Civil Affairs and letter of guarantee stating no engagement in financial business. If you need to register an ICP filing in Zhejiang province, you must submit verification documents approved by the financial supervision authority. Entities without required financial permits cannot register an ICP filing.
- If the content of your website does not contain any information about financial activities, you must change the company name or business course. Otherwise, you cannot register an ICP filing for the website.