

Alibaba Cloud ApsaraVideo for Live

API Reference

Issue: 20181214

Legal disclaimer

Alibaba Cloud reminds you to carefully read and fully understand the terms and conditions of this legal disclaimer before you read or use this document. If you have read or used this document, it shall be deemed as your total acceptance of this legal disclaimer.








1. You shall download and obtain this document from the Alibaba Cloud website or other Alibaba Cloud-authorized channels, and use this document for your own legal business activities only. The content of this document is considered confidential information of Alibaba Cloud. You shall strictly abide by the confidentiality obligations. No part of this document shall be disclosed or provided to any third party for use without the prior written consent of Alibaba Cloud.
2. No part of this document shall be excerpted, translated, reproduced, transmitted, or disseminated by any organization, company, or individual in any form or by any means without the prior written consent of Alibaba Cloud.
3. The content of this document may be changed due to product version upgrades, adjustments, or other reasons. Alibaba Cloud reserves the right to modify the content of this document without notice and the updated versions of this document will be occasionally released through Alibaba Cloud-authorized channels. You shall pay attention to the version changes of this document as they occur and download and obtain the most up-to-date version of this document from Alibaba Cloud-authorized channels.
4. This document serves only as a reference guide for your use of Alibaba Cloud products and services. Alibaba Cloud provides the document in the context that Alibaba Cloud products and services are provided on an "as is", "with all faults" and "as available" basis. Alibaba Cloud makes every effort to provide relevant operational guidance based on existing technologies. However, Alibaba Cloud hereby makes a clear statement that it in no way guarantees the accuracy, integrity, applicability, and reliability of the content of this document, either explicitly or implicitly. Alibaba Cloud shall not bear any liability for any errors or financial losses incurred by any organizations, companies, or individuals arising from their download, use, or trust in this document. Alibaba Cloud shall not, under any circumstances, bear responsibility for any indirect, consequential, exemplary, incidental, special, or punitive damages, including lost profits arising from the use or trust in this document, even if Alibaba Cloud has been notified of the possibility of such a loss.
5. By law, all the content of the Alibaba Cloud website, including but not limited to works, products, images, archives, information, materials, website architecture, website graphic layout, and webpage design, are intellectual property of Alibaba Cloud and/or its affiliates. This intellectual property includes, but is not limited to, trademark rights, patent rights, copyrights, and trade

secrets. No part of the Alibaba Cloud website, product programs, or content shall be used, modified, reproduced, publicly transmitted, changed, disseminated, distributed, or published without the prior written consent of Alibaba Cloud and/or its affiliates. The names owned by Alibaba Cloud shall not be used, published, or reproduced for marketing, advertising, promotion, or other purposes without the prior written consent of Alibaba Cloud. The names owned by Alibaba Cloud include, but are not limited to, "Alibaba Cloud", "Aliyun", "HiChina", and other brands of Alibaba Cloud and/or its affiliates, which appear separately or in combination, as well as the auxiliary signs and patterns of the preceding brands, or anything similar to the company names, trade names, trademarks, product or service names, domain names, patterns, logos, marks, signs, or special descriptions that third parties identify as Alibaba Cloud and/or its affiliates).

6. Please contact Alibaba Cloud directly if you discover any errors in this document.

Generic conventions

Table -1: Style conventions

Style	Description	Example
	This warning information indicates a situation that will cause major system changes, faults, physical injuries, and other adverse results.	 Danger: Resetting will result in the loss of user configuration data.
	This warning information indicates a situation that may cause major system changes, faults, physical injuries, and other adverse results.	 Warning: Restarting will cause business interruption. About 10 minutes are required to restore business.
	This indicates warning information, supplementary instructions, and other content that the user must understand.	 Note: Take the necessary precautions to save exported data containing sensitive information.
	This indicates supplemental instructions, best practices, tips, and other content that is good to know for the user.	 Note: You can use Ctrl + A to select all files.
>	Multi-level menu cascade.	Settings > Network > Set network type
Bold	It is used for buttons, menus, page names, and other UI elements.	Click OK .
Courier font	It is used for commands.	Run the <code>cd /d C:/windows</code> command to enter the Windows system folder.
<i>Italics</i>	It is used for parameters and variables.	<code>bae log list --instanceid Instance_ID</code>
[] or [a b]	It indicates that it is a optional value, and only one item can be selected.	<code>ipconfig [-all -t]</code>
{ } or {a b}	It indicates that it is a required value, and only one item can be selected.	<code>swich {stand / slave}</code>

Contents

Legal disclaimer.....	I
Generic conventions.....	I
1 API authentication rules.....	1

1 API authentication rules

Introduction

Use RAM to give a subaccount access to its primary account's live video resources.

- You can activate the Live service through an Alibaba Cloud account and create a CDN domain name, then all the live functions and CDN domain names are held as resources of this account . By default, accounts have full operation permissions on their resources.
- If you want to use Alibaba Cloud Resource Access Management (RAM) service, you can grant RAM sub-users the permission to access and manage the resources under your Alibaba Cloud account.
- Read Set subaccounts to log on to the ApsaraVideo Live console by using RAM set carefully before learning how to use RAM to grant authorization and access to live service.
- If you do not need to use RAM, skip this section.

Authentication rules

When a subaccount uses live service APIs to access live resources of primary account, the live service background performs RAM access examination to make sure the resource owner grants the caller the relevant access to relevant resources.

Each different live service API determines the permissions of which resources are to be examined according to the involved resources and the meaning of API. The authentication rules of each API are listed as follows.

Action-name	Resource
<code>DescribeLiveStreamsPublishList</code>	<code>acs:cdn:*:\$accountid:domain/\$domainName</code>
<code>DescribeLiveStreamsOnlineList</code>	<code>acs:cdn:*:\$accountid:domain/\$domainName</code>
<code>DescribeLiveStreamsBlockList</code>	<code>acs:cdn:*:\$accountid:domain/\$domainName</code>
<code>DescribeLiveStreamsControlHistory</code>	<code>acs:cdn:*:\$accountid:domain/\$domainName</code>
<code>DescribeLiveStreamOnlineUserNum</code>	<code>acs:cdn:*:\$accountid:domain/\$domainName</code>
<code>ForbidLiveStream</code>	<code>acs:cdn:*:\$accountid:domain/\$domainName</code>
<code>ResumeLiveStream</code>	<code>acs:cdn:*:\$accountid:domain/\$domainName</code>
<code>SetLiveStreamsNotifyUrlConfig</code>	<code>acs:cdn:*:\$accountid:domain/\$domainName</code>
<code>AddLiveAppRecordConfig</code>	<code>acs:cdn:*:\$accountid:domain/\$domainName</code>
<code>CreateLiveStreamRecordIndexFiles</code>	<code>acs:cdn:*:\$accountid:domain/\$domainName</code>

Action-name	Resource
DeleteLiveAppRecordConfig	acs:cdn:*:\$accountid:domain/\$domainName
DescribeLiveRecordConfig	acs:cdn:*:\$accountid:domain/\$domainName
DescribeLiveStreamRecordContent	acs:cdn:*:\$accountid:domain/\$domainName
DescribeLiveStreamRecordIndexFile	acs:cdn:*:\$accountid:domain/\$domainName
DescribeLiveStreamRecordIndexFiles	acs:cdn:*:\$accountid:domain/\$domainName
AddLiveStreamTranscode	acs:cdn:*:\$accountid:domain/\$domainName
DeleteLiveStreamTranscode	acs:cdn:*:\$accountid:domain/\$domainName
DescribeLiveStreamTranscodeInfo	acs:cdn:*:\$accountid:domain/\$domainName
AddLiveAppSnapshotConfig	acs:cdn:*:\$accountid:domain/\$domainName
DeleteLiveAppSnapshotConfig	acs:cdn:*:\$accountid:domain/\$domainName
UpdateLiveAppSnapshotConfig	acs:cdn:*:\$accountid:domain/\$domainName
DescribeLiveSnapshotConfig	acs:cdn:*:\$accountid:domain/\$domainName
DescribeLiveStreamSnapshotInfo	acs:cdn:*:\$accountid:domain/\$domainName
AddLiveSnapshotDetectPornConfig	acs:cdn:*:\$accountid:domain/\$domainName
AddLiveDetectNotifyConfig	acs:cdn:*:\$accountid:domain/\$domainName
DescribeLiveSnapshotDetectPornConfig	acs:cdn:*:\$accountid:domain/\$domainName
DescribeLiveDetectNotifyConfig.md	acs:cdn:*:\$accountid:domain/\$domainName
UpdateLiveSnapshotDetectPornConfig	acs:cdn:*:\$accountid:domain/\$domainName
UpdateLiveDetectNotifyConfig	acs:cdn:*:\$accountid:domain/\$domainName
DeleteLiveSnapshotDetectPornConfig	acs:cdn:*:\$accountid:domain/\$domainName
DeleteLiveDetectNotifyConfig	acs:cdn:*:\$accountid:domain/\$domainName
DescribeLiveStreamsFrameRateAndBitRateData	acs:cdn:*:\$accountid:domain/\$domainName