

# Alibaba Cloud ApsaraVideo for Live SDK Reference

Issue: 20190131

## Legal disclaimer

---

Alibaba Cloud reminds you to carefully read and fully understand the terms and conditions of this legal disclaimer before you read or use this document. If you have read or used this document, it shall be deemed as your total acceptance of this legal disclaimer.

1. You shall download and obtain this document from the Alibaba Cloud website or other Alibaba Cloud-authorized channels, and use this document for your own legal business activities only. The content of this document is considered confidential information of Alibaba Cloud. You shall strictly abide by the confidentiality obligations. No part of this document shall be disclosed or provided to any third party for use without the prior written consent of Alibaba Cloud.
2. No part of this document shall be excerpted, translated, reproduced, transmitted, or disseminated by any organization, company, or individual in any form or by any means without the prior written consent of Alibaba Cloud.
3. The content of this document may be changed due to product version upgrades, adjustments, or other reasons. Alibaba Cloud reserves the right to modify the content of this document without notice and the updated versions of this document will be occasionally released through Alibaba Cloud-authorized channels. You shall pay attention to the version changes of this document as they occur and download and obtain the most up-to-date version of this document from Alibaba Cloud-authorized channels.
4. This document serves only as a reference guide for your use of Alibaba Cloud products and services. Alibaba Cloud provides the document in the context that Alibaba Cloud products and services are provided on an "as is", "with all faults" and "as available" basis. Alibaba Cloud makes every effort to provide relevant operational guidance based on existing technologies. However, Alibaba Cloud hereby makes a clear statement that it in no way guarantees the accuracy, integrity, applicability, and reliability of the content of this document, either explicitly or implicitly. Alibaba Cloud shall not bear any liability for any errors or financial losses incurred by any organizations, companies, or individuals arising from their download, use, or trust in this document. Alibaba Cloud shall not, under any circumstances, bear responsibility for any indirect, consequential, exemplary, incidental, special, or punitive damages, including lost profits arising from the use








or trust in this document, even if Alibaba Cloud has been notified of the possibility of such a loss.

5. By law, all the content of the Alibaba Cloud website, including but not limited to works, products, images, archives, information, materials, website architecture, website graphic layout, and webpage design, are intellectual property of Alibaba Cloud and/or its affiliates. This intellectual property includes, but is not limited to, trademark rights, patent rights, copyrights, and trade secrets. No part of the Alibaba Cloud website, product programs, or content shall be used, modified, reproduced, publicly transmitted, changed, disseminated, distributed, or published without the prior written consent of Alibaba Cloud and/or its affiliates. The names owned by Alibaba Cloud shall not be used, published, or reproduced for marketing, advertising, promotion, or other purposes without the prior written consent of Alibaba Cloud. The names owned by Alibaba Cloud include, but are not limited to, "Alibaba Cloud", "Aliyun", "HiChina", and other brands of Alibaba Cloud and/or its affiliates, which appear separately or in combination, as well as the auxiliary signs and patterns of the preceding brands, or anything similar to the company names, trade names, trademarks, product or service names, domain names, patterns, logos, marks, signs, or special descriptions that third parties identify as Alibaba Cloud and/or its affiliates).
6. Please contact Alibaba Cloud directly if you discover any errors in this document.



## Generic conventions

Table -1: Style conventions

Style	Description	Example
	This warning information indicates a situation that will cause major system changes, faults, physical injuries, and other adverse results.	 <b>Danger:</b> Resetting will result in the loss of user configuration data.
	This warning information indicates a situation that may cause major system changes, faults, physical injuries, and other adverse results.	 <b>Warning:</b> Restarting will cause business interruption. About 10 minutes are required to restore business.
	This indicates warning information, supplementary instructions, and other content that the user must understand.	 <b>Notice:</b> Take the necessary precautions to save exported data containing sensitive information.
	This indicates supplemental instructions, best practices, tips, and other content that is good to know for the user.	 <b>Note:</b> You can use Ctrl + A to select all files.
>	Multi-level menu cascade.	Settings > Network > Set network type
<b>Bold</b>	It is used for buttons, menus, page names, and other UI elements.	Click OK.
Courier font	It is used for commands.	Run the <code>cd /d C:/windows</code> command to enter the Windows system folder.
<i>Italics</i>	It is used for parameters and variables.	<code>bae log list --instanceid Instance_ID</code>
[ ] or [a b]	It indicates that it is a optional value, and only one item can be selected.	<code>ipconfig [-all -t]</code>

Style	Description	Example
<code>{}</code> or <code>{a b}</code>	It indicates that it is a required value, and only one item can be selected.	<code>switch {stand   slave}</code>



# Contents

---

Legal disclaimer.....	I
Generic conventions.....	I
1 SDK download.....	1



# 1 SDK download

This article introduces the client SDK download, the OBS Live Q&A push streaming tool, the live server SDK, and the related documentation index.

## Client SDK download

Features	Push streaming SDK	Player SDK	Interactive Live SDK	Full-function SDK
RTMP push streaming	√		√	√
Live video playback		√	√	√
On-demand video playback		√	√	√
Live streaming through screen recording	√			√
Basic beauty	√		√	√
Advanced beauty (third party)	√			√
Video recording				√
Video editing				√
Video cropping				√
Magic camera				√
Face stickers				√
Video upload				√
iOS download	<a href="#">V3.3.7</a>	<a href="#">V3.4.9</a>	<a href="#">V1.2.2</a>	<a href="#">V1.5.0.0</a>
Android download	<a href="#">V3.3.7</a>	<a href="#">V3.4.9</a>	<a href="#">V1.2.2</a>	<a href="#">V1.5.0.0</a>



### Note:

- For more information about the playre SDK, see [Player SDK](#).

The preceding cloud-integrated SDKs and demos of Alibaba Video Cloud include the product-level demos for complete UI interaction, helping you integrate and use them quickly. If you want to use the SDK and demo of the previous versions, see Release history.

#### OBS Live Q&A push streaming tool

End	Instructions	Download URL
Mac	OBS push streaming-Live Q &A instructions	<a href="#">MAC push streaming tool V0.0.1</a>
Windows	OBS push streaming-Live Q &A instructions	<a href="#">Windows push streaming tool V0.0.1</a>

#### Live video server SDK

End	Instructions	Download URL
Java SDK	Java SDK instructions	<a href="#">Java SDK Installation &amp; download</a>
Python SDK	Instructions for using the python SDK	<a href="#">Python SDK Installation &amp; download</a>
PHP SDK	PHP SDK Instructions	<a href="#">Php sdk Installation &amp; instructions</a>
. .Net SDK	. Net SDK Instructions	<a href="#">. Net SDK installation &amp; instructions</a>

#### Document Index