

Alibaba Cloud ApsaraDB for MySQL Purchase Guide

Issue: 20190911

Legal disclaimer

Alibaba Cloud reminds you to carefully read and fully understand the terms and conditions of this legal disclaimer before you read or use this document. If you have read or used this document, it shall be deemed as your total acceptance of this legal disclaimer.








1. You shall download and obtain this document from the Alibaba Cloud website or other Alibaba Cloud-authorized channels, and use this document for your own legal business activities only. The content of this document is considered confidential information of Alibaba Cloud. You shall strictly abide by the confidentiality obligations. No part of this document shall be disclosed or provided to any third party for use without the prior written consent of Alibaba Cloud.
2. No part of this document shall be excerpted, translated, reproduced, transmitted, or disseminated by any organization, company, or individual in any form or by any means without the prior written consent of Alibaba Cloud.
3. The content of this document may be changed due to product version upgrades, adjustments, or other reasons. Alibaba Cloud reserves the right to modify the content of this document without notice and the updated versions of this document will be occasionally released through Alibaba Cloud-authorized channels. You shall pay attention to the version changes of this document as they occur and download and obtain the most up-to-date version of this document from Alibaba Cloud-authorized channels.
4. This document serves only as a reference guide for your use of Alibaba Cloud products and services. Alibaba Cloud provides the document in the context that Alibaba Cloud products and services are provided on an "as is", "with all faults" and "as available" basis. Alibaba Cloud makes every effort to provide relevant operational guidance based on existing technologies. However, Alibaba Cloud hereby makes a clear statement that it in no way guarantees the accuracy, integrity, applicability, and reliability of the content of this document, either explicitly or implicitly. Alibaba Cloud shall not bear any liability for any errors or financial losses incurred by any organizations, companies, or individuals arising from their download, use, or trust in this document. Alibaba Cloud shall not, under any circumstances, bear responsibility for any indirect, consequential, exemplary, incidental, special, or punitive damages, including lost profits arising from the use

or trust in this document, even if Alibaba Cloud has been notified of the possibility of such a loss.

5. By law, all the content of the Alibaba Cloud website, including but not limited to works, products, images, archives, information, materials, website architecture, website graphic layout, and webpage design, are intellectual property of Alibaba Cloud and/or its affiliates. This intellectual property includes, but is not limited to, trademark rights, patent rights, copyrights, and trade secrets. No part of the Alibaba Cloud website, product programs, or content shall be used, modified, reproduced, publicly transmitted, changed, disseminated, distributed, or published without the prior written consent of Alibaba Cloud and/or its affiliates. The names owned by Alibaba Cloud shall not be used, published, or reproduced for marketing, advertising, promotion, or other purposes without the prior written consent of Alibaba Cloud. The names owned by Alibaba Cloud include, but are not limited to, "Alibaba Cloud", "Aliyun", "HiChina", and other brands of Alibaba Cloud and/or its affiliates, which appear separately or in combination, as well as the auxiliary signs and patterns of the preceding brands, or anything similar to the company names, trade names, trademarks, product or service names, domain names, patterns, logos, marks, signs, or special descriptions that third parties identify as Alibaba Cloud and/or its affiliates).
6. Please contact Alibaba Cloud directly if you discover any errors in this document.

Generic conventions

Table -1: Style conventions

Style	Description	Example
	This warning information indicates a situation that will cause major system changes, faults, physical injuries, and other adverse results.	 Danger: Resetting will result in the loss of user configuration data.
	This warning information indicates a situation that may cause major system changes, faults, physical injuries, and other adverse results.	 Warning: Restarting will cause business interruption. About 10 minutes are required to restore business.
	This indicates warning information, supplementary instructions, and other content that the user must understand.	 Notice: Take the necessary precautions to save exported data containing sensitive information.
	This indicates supplemental instructions, best practices, tips, and other content that is good to know for the user.	 Note: You can use Ctrl + A to select all files.
>	Multi-level menu cascade.	Settings > Network > Set network type
Bold	It is used for buttons, menus, page names, and other UI elements.	Click OK .
Courier font	It is used for commands.	Run the <code>cd / d C :/ windows</code> command to enter the Windows system folder.
<i>Italics</i>	It is used for parameters and variables.	<code>bae log list --instanceid <i>Instance_ID</i></code>
[] or [a b]	It indicates that it is an optional value, and only one item can be selected.	<code>ipconfig [-all -t]</code>

Style	Description	Example
<code>{}</code> or <code>{a b}</code>	It indicates that it is a required value, and only one item can be selected.	<code>swich {stand slave}</code>

Contents

Legal disclaimer.....	I
Generic conventions.....	I
1 Billing methods and billable items.....	1
2 Billing details about configuration change.....	3
3 Renewal.....	6
4 Impact of expiration and overdue payment.....	7
5 View purchase details.....	8

1 Billing methods and billable items

Billing methods

RDS supports two billing methods.

Billing method	Description
Subscription	<ul style="list-style-type: none"> Indicates prepayment. You need to pay when creating an instance. For long-term requirements, Subscription is more cost-effective than Pay-As-You-Go. Moreover, the longer the subscription, the higher the discount. Subscription instances cannot be released manually. Subscription instances cannot be converted to Pay-As-You-Go instances.
Pay-As-You-Go	<ul style="list-style-type: none"> Indicates post payment. You are billed by hour. The system generates a billing order every hour and deducts the corresponding amount from your account balance. The amount depends on the instance configuration at the time when the order is generated. Pay-As-You-Go is cost-effective for short-term requirements because the instance can be released at any time. Pay-As-You-Go instances can be converted to Subscription instances.

Billable items

Item	Billing standard
Master instance	The price depends on the RDS instance specifications . The billing method is Subscription or Pay-As-You-Go.
Storage	The billing method is Subscription or Pay-As-You-Go, depending on the billing method of the master instance.
Read-only instance	The billing method is Pay-As-You-Go. The costs depend on the read-only instance specifications.
Clone instance	A clone instance is the instance created when you restore data to a new instance. The costs are the same as those of a master instance.
Backup space	No charge is incurred if the size of the backups (data and log backups) of an instance do not exceed the free quota . If they exceed the free quota, the excess space used is billed by hour.

Item	Billing standard
Monitoring	<ul style="list-style-type: none"> • Free: monitoring frequency of once every 60 or 300 seconds • Billed by hour: monitoring frequency of once every 5 seconds
#unique_11	<ul style="list-style-type: none"> • This function is disabled by default. If it is enabled, you are billed by hour. • Hourly fee = price x total SQL log size at the time when the hourly billing order is generated

Price

For detailed pricing of the preceding billable items, see the following:

- [MySQL](#)
- [MariaDB TX](#)
- [SQL Server](#)
- [PostgreSQL](#)
- [PPAS](#)

View billing history

To check how much the billable items (such as instance specifications, monitoring, SQL audit) have costed you, see [#unique_12](#).

2 Billing details about configuration change

You can change the configuration of your instance based on business requirements. The following table describes the configuration change and associated billing details.

Billing method	Configuration change description	Billing description
Subscription	<ul style="list-style-type: none"> · You can only upgrade the instance configuration during the contract period. · You can choose to upgrade or downgrade the instance configuration when you renew the instance upon expiration. 	<ul style="list-style-type: none"> · You can change the instance configuration in real time within the contract period. However, configuration change is not allowed when your account has an unpaid renewal order. - Upgrade costs = (Daily price of the instance after upgrade – Daily price of the instance before upgrade) × Number of days from the upgrade date to the expiration date - If the number of days from the upgrade date to the expiration date is less than 365, the daily price of the instance after upgrade is equal to the monthly price. If the number of days is equal to or more than 365, the daily price of the instance after upgrade is equal to the annual price. For more
4		information about <small>Issue 120190911</small> billing standards, see Pricing

Billing method	Configuration change description	Billing description
Pay-As-You-Go	The instance configuration can be upgraded or downgraded at any time.	<ul style="list-style-type: none">• Billing is based on the instance configuration used when a billing order is generated. For more information about billing standards, see Pricing.• For more information about the configuration change procedure, see #unique_14.

3 Renewal

Renewal refers to extending the validity period of a Subscription instance.

A Pay-As-You-Go instance does not expire. Therefore, you do not need to renew it. You only need to ensure that your Alibaba Cloud account has sufficient balance.

Pricing

The pricing for a renewed Subscription instance is the same as that for a new Subscription instance. For more information, see [Price calculator](#).

Payment time

- **Automatic renewal:** At 08:00 three days before the instance expires, the system automatically deducts the renewal fees from your account. If the payment fails, the system attempts to complete the payment once per day until the payment succeeds before the instance expires. Ensure that your Alibaba Cloud account has sufficient balance.



Note:

If your Subscription instance will expire in one day, you can only manually renew it.

- **Manual renewal:** The payment time depends on when you manually pay the renewal fees for your Subscription instance.

Operation guides

- [Manually renew a Subscription instance](#)
- [Enable auto-renewal for a Subscription instance](#)

Related topic

[#unique_18](#)

4 Impact of expiration and overdue payment

The following table lists the retention policies of RDS instances and data when a Subscription instance expires or when the payment of a Pay-As-You-Go instance is overdue.

Billing method	Retention policies of instances and data
Subscription	<ul style="list-style-type: none">For a Subscription instance with automatic renewal enabled, if the instance expires, it continues running for 15 days. If the instance is not renewed within 15 days, the instance is locked. If the instance is locked for 15 days, it is released, and all the data stored in the instance is deleted and cannot be recovered.For a Subscription instance with automatic renewal disabled, if the instance expires, it is locked immediately. If the instance is locked for 15 days, it is released, and all the data stored in the instance is deleted and cannot be recovered.
Pay-As-You-Go	<ul style="list-style-type: none">If your Alibaba Cloud account fails to pay bills (for example, the associated credit card exceeds the credit limit), all the instances under this account will be in the status of overdue payment.If the payment of an instance is overdue, the instance continues running for 15 days. If bills are not paid within 15 days, the instance is locked. If the instance is locked for 15 days, it will be released and all the data stored in the instance will also be deleted and cannot be recovered.



Note:

When the RDS instance is locked, the application cannot access the instance and you cannot do any operation to the instance either. We recommend that you renew your Subscription instance in time and make sure not to exceed your credit limit to avoid the effects on your business.

5 View purchase details

You can view purchase details, such as storage space, SQL audit, instance backup, performance monitoring costs, for each RDS instance through the Alibaba Cloud Management Console. The following describes the viewing procedure.

Operation Steps

1. Log on to the Alibaba Cloud Management Console.
2. In the upper-right corner of the home page, select Billing Management > Billing Management.
3. In the left-side navigation pane, select Purchase record > Purchase details to enter the purchase details page.
4. Select the Cloud products tab.
5. Select Details of bill records.
6. Set the filter criteria. You can choose to follow the bill you need to pay when you purchase an instance or when you use the bill generated with the instance.



Note:

The post-payment and pre-payment here do not refer to the instance, but to the time when an order is generated. The bill required to be paid when you purchase a Subscription instance. Bills generated because of specifications and additional functions (such as SQL audit and instance backup) of Pay-As-You-Go instances and those generated because of additional functions of Subscription instances are displayed in the post-payment list.

For either payment mode, the filter criteria are as follows.

Parameter Name	Description
Products	<ul style="list-style-type: none"> • Select RDS from the first drop-down list indicating the product name. • Select the preferred instance type from the second drop-down list indicating the instance type. The instance types include Subscription instances, Pay-As-You-Go instances, read-only instance, and others.

Parameter Name	Description
Payment status	Payment status of the order
byBillCycled	The time range during which the bill was generated. Currently, the RDS only supports queries within a single calendar month. You cannot select a time range that spans a calendar month . For example, you cannot select a time period from February10, 2018 to March 10, 2018. In addition, to query records more than 12 months ago, submit a trouble ticket.

7. Click Query.
8. Locate the target bill and click on the details in its corresponding action bar to go to the billing details page.



Note:

The details displayed in the post-payment and pre-payment lists are different. Due to the fact that there are more users who query the charges detail for additional charges, follow the steps below to pay for the bill list as an example.

9. In the purchasing list, find the target instance.
10. Click the icon next to the target instance to view the purchasing details of the instance.