

Alibaba Cloud Quick BI

Pricing

Issue: 20190614

Legal disclaimer

Alibaba Cloud reminds you to carefully read and fully understand the terms and conditions of this legal disclaimer before you read or use this document. If you have read or used this document, it shall be deemed as your total acceptance of this legal disclaimer.








1. You shall download and obtain this document from the Alibaba Cloud website or other Alibaba Cloud-authorized channels, and use this document for your own legal business activities only. The content of this document is considered confidential information of Alibaba Cloud. You shall strictly abide by the confidentiality obligations. No part of this document shall be disclosed or provided to any third party for use without the prior written consent of Alibaba Cloud.
2. No part of this document shall be excerpted, translated, reproduced, transmitted, or disseminated by any organization, company, or individual in any form or by any means without the prior written consent of Alibaba Cloud.
3. The content of this document may be changed due to product version upgrades, adjustments, or other reasons. Alibaba Cloud reserves the right to modify the content of this document without notice and the updated versions of this document will be occasionally released through Alibaba Cloud-authorized channels. You shall pay attention to the version changes of this document as they occur and download and obtain the most up-to-date version of this document from Alibaba Cloud-authorized channels.
4. This document serves only as a reference guide for your use of Alibaba Cloud products and services. Alibaba Cloud provides the document in the context that Alibaba Cloud products and services are provided on an "as is", "with all faults" and "as available" basis. Alibaba Cloud makes every effort to provide relevant operational guidance based on existing technologies. However, Alibaba Cloud hereby makes a clear statement that it in no way guarantees the accuracy, integrity, applicability, and reliability of the content of this document, either explicitly or implicitly. Alibaba Cloud shall not bear any liability for any errors or financial losses incurred by any organizations, companies, or individuals arising from their download, use, or trust in this document. Alibaba Cloud shall not, under any circumstances, bear responsibility for any indirect, consequential, exemplary, incidental, special, or punitive damages, including lost profits arising from the use

or trust in this document, even if Alibaba Cloud has been notified of the possibility of such a loss.

5. By law, all the content of the Alibaba Cloud website, including but not limited to works, products, images, archives, information, materials, website architecture, website graphic layout, and webpage design, are intellectual property of Alibaba Cloud and/or its affiliates. This intellectual property includes, but is not limited to, trademark rights, patent rights, copyrights, and trade secrets. No part of the Alibaba Cloud website, product programs, or content shall be used, modified, reproduced, publicly transmitted, changed, disseminated, distributed, or published without the prior written consent of Alibaba Cloud and/or its affiliates. The names owned by Alibaba Cloud shall not be used, published, or reproduced for marketing, advertising, promotion, or other purposes without the prior written consent of Alibaba Cloud. The names owned by Alibaba Cloud include, but are not limited to, "Alibaba Cloud", "Aliyun", "HiChina", and other brands of Alibaba Cloud and/or its affiliates, which appear separately or in combination, as well as the auxiliary signs and patterns of the preceding brands, or anything similar to the company names, trade names, trademarks, product or service names, domain names, patterns, logos, marks, signs, or special descriptions that third parties identify as Alibaba Cloud and/or its affiliates).
6. Please contact Alibaba Cloud directly if you discover any errors in this document.

Generic conventions

Table -1: Style conventions

Style	Description	Example
	This warning information indicates a situation that will cause major system changes, faults, physical injuries, and other adverse results.	 Danger: Resetting will result in the loss of user configuration data.
	This warning information indicates a situation that may cause major system changes, faults, physical injuries, and other adverse results.	 Warning: Restarting will cause business interruption. About 10 minutes are required to restore business.
	This indicates warning information, supplementary instructions, and other content that the user must understand.	 Notice: Take the necessary precautions to save exported data containing sensitive information.
	This indicates supplemental instructions, best practices, tips, and other content that is good to know for the user.	 Note: You can use Ctrl + A to select all files.
>	Multi-level menu cascade.	Settings > Network > Set network type
Bold	It is used for buttons, menus, page names, and other UI elements.	Click OK .
Courier font	It is used for commands.	Run the <code>cd / d C :/ windows</code> command to enter the Windows system folder.
<i>Italics</i>	It is used for parameters and variables.	<code>bae log list --instanceid <i>Instance_ID</i></code>
[] or [a b]	It indicates that it is an optional value, and only one item can be selected.	<code>ipconfig [-all -t]</code>

Style	Description	Example
<code>{}</code> or <code>{a b}</code>	It indicates that it is a required value, and only one item can be selected.	<code>swich {stand slave}</code>

Contents

Legal disclaimer.....	I
Generic conventions.....	I
1 Billing methods.....	1
2 Purchases, upgrades, downgrades, renewals, and overdue payments.....	3
3 30-day free trial.....	7
4 Overdue payments.....	8

1 Billing methods

Quick BI charges fees based on the number of users and the subscription period that you select. When you use Quick BI to make or view reports, user quotas are consumed. You need to buy a user quota based on your actual needs. For more information about purchasing Quick BI, see [Purchases, upgrades, downgrades, renewals, and overdue payments](#).

The shortest subscription period of Quick BI is one year. You can select the number of users and subscription period based on your needs. When the subscription is about to expire within a short period of time, the system automatically notifies you to renew Quick BI.

Quick BI Pro

Quick BI Pro supports the following features:

- Group workspaces.
- Connect Quick BI to Data Lake Analytics.
- Forms (testing)
- Workbooks (single sheet)
- BI Portals.
- Email subscription.
- Embed third-part reports in Quick BI.
- Easy collaboration
- Row-level permissions.
- Custom services: Alibaba Cloud ticket system, and consultant service offered through DingTalk groups eight hours a day, five days a week.

Quick BI Enterprise Standard

Quick BI Enterprise Standard supports the following features:

- Connect Quick BI to Alibaba Cloud databases, including Object Storage Service and Distribute Relational Database Service.
- Connect Quick BI to user-created databases, including Hive, Vertica, SAP IQ, SAP HANA, and IBM DB2 LUW databases.
- Forms

- Standard dashboards and components, including circular bars, pivot tables, three-dimensional LBS bubble maps, three-dimensional LBS heat maps, and three-dimensional LBS flying line maps.
- Workbooks, including sheets, visualized charts, and filter bars.
- Full-screen dashboards
- DingTalk micro-applications
- Query acceleration engine
- Custom services: Alibaba Cloud ticket system, consultant service offered through DingTalk groups eight hours a day, five days a week, and priority to join Alibaba Cloud data analysis salons.

Billing methods

The following table lists the billing methods of different Quick BI editions. The actual price will be displayed in your order.

Edition	Number of users	Subscription period
Quick BI Pro	50	1 Year
		2 Years
	100	1 Year
		2 Years
	150	1 Year
		2 Years
	200	1 Year
		2 Years
Quick BI Enterprise Standard	100	1 Year
		2 Years
	200	1 Year
		2 Years
	300	1 Year
		2 Years

2 Purchases, upgrades, downgrades, renewals, and overdue payments

Quick BI provides Pro and Enterprise Standard editions. For the pricing and billing methods of each edition, see [Billing methods](#)

First purchase

Before you purchase Quick BI services, you must confirm the number of users.

A user indicates a RAM user account or an Alibaba Cloud account. Note that Alibaba Cloud RAM users do not have the permission to purchase Quick BI services. Use an Alibaba Cloud account to purchase Quick BI services.

To purchase Quick BI services for both an Alibaba Cloud account and a RAM user, you must set the number of users to 2.

If this is the first time that you have used Quick BI, you can purchase Quick BI services for multiple users at a time.

Procedure

1. Go to the [Quick BI](#) buy page.
2. Specify the number of users and the subscription period.

3. Confirm the price and click Buy Now.

Region

Singapore

Hong Kong

Germany (Frankfurt)

Malaysia(Kuala Lumpur)

Edition

Quick BI Pro

Quick BI Professional

Features:

- Connecting to Alibaba Cloud ApsaraDB
- Connecting to external databases
- Uploading files to workspaces
- Building models in workbooks
- Creating dashboards with a wide range of charts
- Displaying dashboards on mobile devices
- Creating portals
- Subscribing to reporting emails
- Embedding up to 20 dashboards into external dashboards
- User-based and role-based access control
- Row-level access control

Number of Users

50

100

150

200

Aliyun main account and RAM sub-account are occupied license, it is recommended according to your specific number of accounts to choose the number of users to buy.

Subscription Period

📅 1 yr

📅 2 yr

4. Enter the username and password, and click Sign In to log on to the Alibaba Cloud International site.

Note:
If you do not have an Alibaba Cloud account, click Join Free to register an account by following the instructions.

5. Confirm the order and click Pay.

Confirm Order

Item Information	Method of Payment	Quantity	Discount	Fee
Quick BI Number of Users: 100 Region: Singapore Edition: Quick BI Pro	Subscription	1	\$0.00	\$11,500.00

Fee: \$11,500.00

Quick BI Agreement of Service

Pay

Add an account

You can purchase Quick BI services for yourself or for other users. If you need to purchase Quick BI for another user, add the account of the user to your account.

If you have purchased Quick BI before and need to share it with another user, make sure that the account you use to purchase the service has been activated.

Procedure

1. Log on to the Quick BI console.
2. Click Upgrade.
3. Select the number of users.
4. Confirm the order and click Pay.

Upgrades

You can upgrade Quick BI in the Quick BI console.

Procedure

1. Log on to the Quick BI console.
2. Click Upgrade to upgrade Quick BI by following the instructions.

Downgrades

Quick BI can be downgraded. To downgrade Quick BI, submit a ticket through the [ticket system](#) and Alibaba Cloud will downgrade your Quick BI specification as required.

Renewals

We recommend that you renew Quick BI before the subscription expires. Otherwise, your resources will be automatically released seven days after the subscription expires.

Your resources will be retained for seven days after the subscription expires. When the resources are released, all data except for your works is permanently deleted.

For details about resource release and retention, see the Overdue payments section.

Procedure

1. Log on to the Quick BI console.
2. Click Renewal and select a renewal period.
3. Click Pay to complete the renewal.

Overdue payments

- Expiration notifications

Your resources will be retained for seven days after the subscription expires.

During this period, your data is retained.

During this period, you cannot purchase Quick BI again. You can only renew Quick BI. You can continue using Quick BI after the renewal. For more information about renewals, see the Renewals section.

- Resource retention period

Your resources will be retained for seven days after the subscription expires.

During this period, your data is retained.

During this period, you cannot purchase Quick BI again. You can only renew Quick BI. You can continue using Quick BI after the renewal.

For more information about renewals, see the Renewals section.

Resource release rules

After your resources are released, all data except for your works is permanently deleted.

You can purchase Quick BI again only after the resources are released. If you renew Quick BI, the validity period starts from the date when you renew Quick BI.

If you renew Quick BI before the subscription expires, the validity period starts from the date when the last subscription expires.

If you want to add users, see [Prerequisites](#).

3 30-day free trial

Quick BI Pro free trial

You can apply for a 30-day free trial of Quick BI Pro in the Quick BI console to experience features of Quick BI Pro.



Note:

If you do not purchase Quick BI Pro after the 30-day free trial expires, you cannot access the group space and the reports in the group space are frozen.

You cannot apply for the free trial in the following scenarios:

- RAM users cannot apply for the Quick BI Pro free trial. Use an Alibaba Cloud account to apply for the free trial, and then add RAM users to your organization.
- An Alibaba Cloud account that has joined an organization cannot apply for the free trial. Use the account of the organization owner to apply for the free trial.
- If you have purchased Quick BI Pro or have used the Quick BI Pro free trial before, you cannot apply for the free trial again.

Quick BI Enterprise Standard free trial

You can apply for a 30-day free trial of Quick BI Enterprise Standard in the Quick BI console to experience features of Quick BI Enterprise Standard. If you do not purchase Quick BI Enterprise Standard after the 30-day free trial expires, you cannot access the group space and the reports in the group space are frozen. Quick BI Basic does not provide you with the organization feature. If you only purchase Quick BI Basic, you cannot use the frozen reports in the group space. The frozen reports are available only after you have purchased Quick BI Enterprise Standard.

You cannot apply for the free trial in the following scenarios:

- RAM users cannot apply for the Quick BI Pro free trial. Use an Alibaba Cloud account to apply for the free trial, and then add RAM users to your organization.
- An Alibaba Cloud account that has joined an organization cannot apply for the free trial. Use the account of the organization owner to apply for the free trial.
- If you have purchased Quick BI Enterprise Standard or have used the Quick BI Enterprise Standard free trial before, you cannot apply for the free trial again.

4 Overdue payments

Quick BI expiration reminder

The system sends expiration reminder once a day for 3 days before the expiration date of a Quick BI instance, and send a reminder 6 days after the expiration. The instance and related resources is released after the payment is overdue for 7 days.

Quick BI resources retention period

After the expiration of the product, the product resources are retained for 7 days. During this period, your data will not be lost.

During the expiration and grace period, you cannot buy a new Quick BI Product. You can purchase Quick BI again only after all previous data resources are released. After the renewal, the product can be used continually.

If you want to renew the product, see [Purchases, upgrades, downgrades, renewals, and overdue payments](#).

Rules of resources release

If you do not renew Quick BI before its expiration date, your resources are retained for an additional seven days during which you can renew Quick BI.

On the sixth day after the initial expiration date, the system sends you one more prompt and, if you do not renew your Quick BI product within the seventh day after expiration, all data (except for files) are released and cannot be recovered. If you renew Quick BI after its expiration date, the start date of the new validity period is counted from the date of renewal.

If you renew Quick BI before its expiration date, the start date of the new validity period is counted from the expiration date of the last validity period.

If you want to add users, see [Purchases, upgrades, downgrades, renewals, and overdue payments](#).