

Alibaba Cloud Smart Access Gateway

Pricing

Issue: 20190715

Legal disclaimer

Alibaba Cloud reminds you to carefully read and fully understand the terms and conditions of this legal disclaimer before you read or use this document. If you have read or used this document, it shall be deemed as your total acceptance of this legal disclaimer.








1. You shall download and obtain this document from the Alibaba Cloud website or other Alibaba Cloud-authorized channels, and use this document for your own legal business activities only. The content of this document is considered confidential information of Alibaba Cloud. You shall strictly abide by the confidentiality obligations. No part of this document shall be disclosed or provided to any third party for use without the prior written consent of Alibaba Cloud.
2. No part of this document shall be excerpted, translated, reproduced, transmitted, or disseminated by any organization, company, or individual in any form or by any means without the prior written consent of Alibaba Cloud.
3. The content of this document may be changed due to product version upgrades, adjustments, or other reasons. Alibaba Cloud reserves the right to modify the content of this document without notice and the updated versions of this document will be occasionally released through Alibaba Cloud-authorized channels. You shall pay attention to the version changes of this document as they occur and download and obtain the most up-to-date version of this document from Alibaba Cloud-authorized channels.
4. This document serves only as a reference guide for your use of Alibaba Cloud products and services. Alibaba Cloud provides the document in the context that Alibaba Cloud products and services are provided on an "as is", "with all faults" and "as available" basis. Alibaba Cloud makes every effort to provide relevant operational guidance based on existing technologies. However, Alibaba Cloud hereby makes a clear statement that it in no way guarantees the accuracy, integrity, applicability, and reliability of the content of this document, either explicitly or implicitly. Alibaba Cloud shall not bear any liability for any errors or financial losses incurred by any organizations, companies, or individuals arising from their download, use, or trust in this document. Alibaba Cloud shall not, under any circumstances, bear responsibility for any indirect, consequential, exemplary, incidental, special, or punitive damages, including lost profits arising from the use

or trust in this document, even if Alibaba Cloud has been notified of the possibility of such a loss.

5. By law, all the content of the Alibaba Cloud website, including but not limited to works, products, images, archives, information, materials, website architecture, website graphic layout, and webpage design, are intellectual property of Alibaba Cloud and/or its affiliates. This intellectual property includes, but is not limited to, trademark rights, patent rights, copyrights, and trade secrets. No part of the Alibaba Cloud website, product programs, or content shall be used, modified, reproduced, publicly transmitted, changed, disseminated, distributed, or published without the prior written consent of Alibaba Cloud and/or its affiliates. The names owned by Alibaba Cloud shall not be used, published, or reproduced for marketing, advertising, promotion, or other purposes without the prior written consent of Alibaba Cloud. The names owned by Alibaba Cloud include, but are not limited to, "Alibaba Cloud", "Aliyun", "HiChina", and other brands of Alibaba Cloud and/or its affiliates, which appear separately or in combination, as well as the auxiliary signs and patterns of the preceding brands, or anything similar to the company names, trade names, trademarks, product or service names, domain names, patterns, logos, marks, signs, or special descriptions that third parties identify as Alibaba Cloud and/or its affiliates).
6. Please contact Alibaba Cloud directly if you discover any errors in this document.

Generic conventions

Table -1: Style conventions

| Style | Description | Example |
|--|--|--|
|  | This warning information indicates a situation that will cause major system changes, faults, physical injuries, and other adverse results. |  Danger: Resetting will result in the loss of user configuration data. |
|  | This warning information indicates a situation that may cause major system changes, faults, physical injuries, and other adverse results. |  Warning: Restarting will cause business interruption. About 10 minutes are required to restore business. |
|  | This indicates warning information, supplementary instructions, and other content that the user must understand. |  Notice: Take the necessary precautions to save exported data containing sensitive information. |
| | This indicates supplemental instructions, best practices, tips, and other content that is good to know for the user. |  Note: You can use Ctrl + A to select all files. |
| > | Multi-level menu cascade. | Settings > Network > Set network type |
| Bold | It is used for buttons, menus, page names, and other UI elements. | Click OK. |
| <code>Courier font</code> | It is used for commands. | Run the <code>cd / d C :/ windows</code> command to enter the Windows system folder. |
| <i>Italics</i> | It is used for parameters and variables. | <code>bae log list --instanceid Instance_ID</code> |
| [] or [a b] | It indicates that it is an optional value, and only one item can be selected. | <code>ipconfig [-all -t]</code> |

| Style | Description | Example |
|--|--|------------------------------------|
| <code>{}</code> or <code>{a b}</code> | It indicates that it is a required value, and only one item can be selected. | <code>swich {stand slave}</code> |

Contents


| | |
|--|---|
| Legal disclaimer..... | I |
| Generic conventions..... | I |
| 1 Buy a Smart Access Gateway Hardware..... | 1 |
| 2 Buy a Smart Access Gateway (Software)..... | 5 |

1 Buy a Smart Access Gateway Hardware

After you purchase a Smart Access Gateway Hardware, the system delivers it within 48 hours. At the same time, the system creates a Smart Access Gateway instance for you to manage.

Procedure

1. Log on to the [Smart Access Gateway console](#).
2. On the SAG page, click Create SmartAG.
3. Configure the Smart Access Gateway device according to the following information and click Buy Now.

| Configuration | Description |
|----------------|--|
| Area | Select the area of the Smart Access Gateway. The shipping address of the gateway device must be in the selected area. Each Smart Access Gateway area corresponds to a country. Currently only the Mainland China area is supported. |
| Name | Enter an instance name. The name must be 2 to 128 characters in length and must start with an English letter. It can contain numbers and the following special characters: · _ - |
| Device Spec | Two types of device specifications are provided, and the configurations for different specifications are different. For more information, see Device overview .  Note: The device is automatically upgraded to the latest software version after it is activated for the first time. Make sure that the power supply and network access are stable in the upgrade process. |
| Peak Bandwidth | The peak bandwidth of intranet communication. |

| Configuration | Description |
|---------------|---|
| Usage | <p>Select how to use the gateway device or devices:</p> <ul style="list-style-type: none"> Stand-alone: Select this if you only purchase one Smart Access Gateway device. Standby: Select this if you purchase two Smart Access Gateway devices to share bandwidth. Then, if the active device fails, traffic is switched to the standby device. For more information, see Device-level high availability configurations. |
| Sub Period | Select the duration of purchase. |

Basic Configuration

Area

China Mainland

Name

doctest

Instance name is optional. An instance name must include 2 to 128 characters starting with an English or Chinese character. Numbers, '-' or '_' can be used as part of an instance name.

Device Spec

SAG-100WM SAG-1000

sag-100wm

Peak Bandwidth

12Mbps 25Mbps 50Mbps 2 Mbps

Usage

Stand-alone Standby

One single device per branch site

购买数量

1

Purchase Plan

Sub Period

9 months 1 yr 2 yr 3 yr

4. Confirm the order information, and then click Buy Now.

5. On the Address dialog box, enter the shipping address of the gateway device and click Order Now.

Address

Please fill in the correct address and contact information to avoid any shipping issues.

* Recipient

* Province

* City

District

Block

* Detailed Address

* Postal Code

* Email

* Mobile Phone

Phone

Buyer's Note

Cancel

Order Now

You can check whether the order is successfully placed on the SAG page. The system will deliver the device within 48 hours after the order is placed. If you do

not receive the device within 48 hours, you can open a ticket to check the delivery status.

| Overview | | | | Usage Restrictions | | Documentation |
|------------------|----------------------|-------------------------------|---------------|--------------------|------------|---|
| Create SmartAG | Refresh | Custom | Instance ID ▾ | | Search by | Q |
| Instance ID/Name | CCN Instance ID/Name | Peak Bandwidth | Status | Private CIDR Block | Expires At | Actions |
| sag-ke conne | - | 1Mbps Change Specification | Ordered | | | Configure Network Notify Delivery More ▾ |

2 Buy a Smart Access Gateway (Software)



This topic describes how to buy a Smart Access Gateway (SAG) (Software). Only an administrator can buy an SAG (Software). After an SAG (Software) is purchased, a corresponding SAG instance is generated, and the administrator can create client accounts by managing the instance.

Procedure

1. Log on to the [Smart Access Gateway console](#).
2. In the left-side navigation pane, click Smart Access Gateway (Software).
3. On the Smart Access Gateway (Software) page, click Create SmartAG to purchase an Alibaba Cloud network client.

The screenshot shows the configuration interface for purchasing a Smart Access Gateway (Software). It includes a 'Basic' section with options for Region (China Mainland), Number of client accounts (5), Free data plan per account (5GB), and Billing method (Pay-As-You-Go). Below this is a 'Purchase Plan' section with a 'Duration of purchase' row containing buttons for 1 month, 2, 3, 4, 5, 6, 7, 8, 9, 1 yr, 2 yr, and 3 yr. The '1 month' button is highlighted.

| Parameter | Description |
|-----------|---|
| Region | <p>The region where the Alibaba Cloud network client is used.</p> <p>If the client is to be used in another region, we recommend that you purchase a client in that region , because a client will be connected to the network of the region it is purchased.</p> |

| Parameter | Description |
|---|---|
| Number of client accounts | <p>The number of client accounts the administrator can create. Generally, one account is created for each employee that needs to log on to the client.</p> <div>  Note: Currently, an administrator can purchase 5 to 1000 accounts for each client. Tiered pricing is applied based on the number of client accounts required. For more information, see SAG (Software) billing. </div> |
| Free data plan | <p>The specification of the free data plan provided for each account each month. The plan cannot be shared across different accounts. If a free data plan is not used up at the end of a month, the remaining traffic in the data plan does not carry over to the next month.</p> <div>  Note: Currently, only a 5GB data plan is provided each month. </div> |
| Billing method used when a data plan is used up | If a free data plan is used up, additional traffic usage is billed by the Pay-As-You-Go method. |
| Duration of purchase | The duration of purchase for the data plan under each account is one a monthly basis and auto renew is supported. |

4. Click Buy Now and complete the payment.