

# Alibaba Cloud Web Application Firewall

Pricing

Issue: 20190327

## Legal disclaimer

---

Alibaba Cloud reminds you to carefully read and fully understand the terms and conditions of this legal disclaimer before you read or use this document. If you have read or used this document, it shall be deemed as your total acceptance of this legal disclaimer.

1. You shall download and obtain this document from the Alibaba Cloud website or other Alibaba Cloud-authorized channels, and use this document for your own legal business activities only. The content of this document is considered confidential information of Alibaba Cloud. You shall strictly abide by the confidentiality obligations. No part of this document shall be disclosed or provided to any third party for use without the prior written consent of Alibaba Cloud.
2. No part of this document shall be excerpted, translated, reproduced, transmitted, or disseminated by any organization, company, or individual in any form or by any means without the prior written consent of Alibaba Cloud.
3. The content of this document may be changed due to product version upgrades, adjustments, or other reasons. Alibaba Cloud reserves the right to modify the content of this document without notice and the updated versions of this document will be occasionally released through Alibaba Cloud-authorized channels. You shall pay attention to the version changes of this document as they occur and download and obtain the most up-to-date version of this document from Alibaba Cloud-authorized channels.
4. This document serves only as a reference guide for your use of Alibaba Cloud products and services. Alibaba Cloud provides the document in the context that Alibaba Cloud products and services are provided on an "as is", "with all faults" and "as available" basis. Alibaba Cloud makes every effort to provide relevant operational guidance based on existing technologies. However, Alibaba Cloud hereby makes a clear statement that it in no way guarantees the accuracy, integrity, applicability, and reliability of the content of this document, either explicitly or implicitly. Alibaba Cloud shall not bear any liability for any errors or financial losses incurred by any organizations, companies, or individuals arising from their download, use, or trust in this document. Alibaba Cloud shall not, under any circumstances, bear responsibility for any indirect, consequential, exemplary, incidental, special, or punitive damages, including lost profits arising from the use

or trust in this document, even if Alibaba Cloud has been notified of the possibility of such a loss.

5. By law, all the content of the Alibaba Cloud website, including but not limited to works, products, images, archives, information, materials, website architecture, website graphic layout, and webpage design, are intellectual property of Alibaba Cloud and/or its affiliates. This intellectual property includes, but is not limited to, trademark rights, patent rights, copyrights, and trade secrets. No part of the Alibaba Cloud website, product programs, or content shall be used, modified, reproduced, publicly transmitted, changed, disseminated, distributed, or published without the prior written consent of Alibaba Cloud and/or its affiliates. The names owned by Alibaba Cloud shall not be used, published, or reproduced for marketing, advertising, promotion, or other purposes without the prior written consent of Alibaba Cloud. The names owned by Alibaba Cloud include, but are not limited to, "Alibaba Cloud", "Aliyun", "HiChina", and other brands of Alibaba Cloud and/or its affiliates, which appear separately or in combination, as well as the auxiliary signs and patterns of the preceding brands, or anything similar to the company names, trade names, trademarks, product or service names, domain names, patterns, logos, marks, signs, or special descriptions that third parties identify as Alibaba Cloud and/or its affiliates).
6. Please contact Alibaba Cloud directly if you discover any errors in this document.



## Generic conventions

Table -1: Style conventions

Style	Description	Example
	This warning information indicates a situation that will cause major system changes, faults, physical injuries, and other adverse results.	 <b>Danger:</b> Resetting will result in the loss of user configuration data.
	This warning information indicates a situation that may cause major system changes, faults, physical injuries, and other adverse results.	 <b>Warning:</b> Restarting will cause business interruption. About 10 minutes are required to restore business.
	This indicates warning information, supplementary instructions, and other content that the user must understand.	 <b>Notice:</b> Take the necessary precautions to save exported data containing sensitive information.
	This indicates supplemental instructions, best practices, tips, and other content that is good to know for the user.	 <b>Note:</b> You can use Ctrl + A to select all files.
>	Multi-level menu cascade.	Settings > Network > Set network type
<b>Bold</b>	It is used for buttons, menus, page names, and other UI elements.	Click OK.
Courier font	It is used for commands.	Run the <code>cd / d C :/ windows</code> command to enter the Windows system folder.
<i>Italics</i>	It is used for parameters and variables.	<code>bae log list --instanceid Instance_ID</code>
[ ] or [a b]	It indicates that it is an optional value, and only one item can be selected.	<code>ipconfig [-all -t]</code>

Style	Description	Example
<b>{}</b> or <b>{a b}</b>	It indicates that it is a required value, and only one item can be selected.	<code>switch {stand   slave}</code>



# Contents

---

Legal disclaimer.....	I
Generic conventions.....	I
1 Billing method.....	1
2 Subscription.....	2
2.1 Subscription plans.....	2
2.2 Activate Alibaba Cloud WAF.....	5
2.3 Extra bandwidth.....	8
2.4 Extra domain quota.....	10
2.5 Exclusive WAF IP.....	11
3 Renewal and upgrade.....	13



# 1 Billing method

---

Alibaba Cloud Web Application Firewall (WAF) is billed by subscription.

## Subscription

**Billing item:** Calculated based on the package version.

**Payment method:** Subscription.

**Billing cycle:** The service is charged monthly or annually. A bill is generated each time you make a purchase.

**Subscription cycle:** The service is charged monthly or annually from the date of purchase. You can select the subscription plan ranging from monthly, quarterly, semi-annually, and annually. Additionally, if you select the annual subscription plan, you can enjoy 12 months of service for the price of 10 months.

**Expiration process:** The security service stops when your subscription plan expires.

- Reminder emails or short messages are sent 7 days before the expiry of your subscription. If you renew the service before its expiry, you can enjoy uninterrupted security.
- After the service expires, the Web application firewall configuration is reserved for additional seven days. If you renew the service within this period, your service continues. If the service is not renewed even during this period, the Web application firewall configuration is released and the service becomes unavailable.

## 2 Subscription

---


### 2.1 Subscription plans


Alibaba Cloud WAF provides three subscription plans for a variety of business scenarios. These plans are Pro, Business, and Enterprise.

Generally, we recommend that you consider the Business or Enterprise plan to build a relatively strict security environment. The following table gives a brief overview of the differences between all Alibaba Cloud WAF subscription plans.

Features/Plans	Pro	Business	Enterprise
Applicable websites	Websites of small and medium businesses that have no special security requirements	Medium enterprise websites that open services to the Internet users and focus on enhanced data security to secure business operations	Medium or large enterprise websites that handle large-scale transactions and have customized security requirements
Maximum requests per second (QPS)	2,000 QPS	5,000 QPS	Above 10,000 QPS
Maximum bandwidth for Alibaba Cloud origin servers (Mbps)	50	100	200
Maximum bandwidth for non-Alibaba Cloud origin servers (Mbps)	10	30	50
Protecting against common web attacks such as SQL injection and XSS	√	√	√

Features/Plans	Pro	Business	Enterprise
Automatically updating protection rules against Web 0-day vulnerabilities	√	√	√
Mitigating (Non-API) HTTP flood attacks	√	√	√
Enabling HTTPS for your website	√	√	√
Configuring IP/URL blacklist and whitelist for access control	√	√	√
Protecting against targeted Web attacks such as penetration testing	√	√	√
Webpage tamper-proofing	√	√	√
Inspecting and blocking malicious registration	√	√	√
Advanced HTTP access control based on most common HTTP request header fields such as UA and Referer	√	√	√
Protecting non-standard ports other than 80, 8080, 443, and 8443	×	√	√

Features/Plans	Pro	Business	Enterprise
Retrieving web access logs of the last 30 days	×	√  <b>Note:</b> Not supported for international region. Consider the Enterprise plan.	√
Rated-based access control that can limit the number of requests per specified time interval	×	√	√
Geolocation-based access control that can block all requests from the specified region	×	√	√
Mitigating (API) HTTP flood attacks	×	√	√
Protecting sensitive data such as identity card number, mobile phone number, and bank card number	√	√	√
Customizing protection rules by security experts	×	×	√
Security consulting services	×	×	√


Features/Plans	Pro	Business	Enterprise
Data visualization	√  <b>Note:</b> Not support for international region. Consider the Business or Enterprise plan.	√	√
Pricing	<ul style="list-style-type: none"> <li>China Mainland : 499 USD per month</li> <li>International : 299 USD per month</li> </ul>	<ul style="list-style-type: none"> <li>China Mainland : 1,399 USD per month</li> <li>International : 599 USD per month</li> </ul>	<ul style="list-style-type: none"> <li>China Mainland : 4,999 USD per month</li> <li>International: 2,999 USD per month</li> </ul>





## 2.2 Activate Alibaba Cloud WAF

This topic describes how to activate Alibaba Cloud WAF.

### Procedure

1. Go to the Alibaba Cloud official website [Web Application Firewall product details page](#) and log on to your Alibaba Cloud account.
2. Click Buy Now.
3. On the Web Application Firewall purchase page, complete the following configuration.

Parameter	Description
Region	<p>The location of the WAF service host. Optional values:</p> <ul style="list-style-type: none"> <li>China Mainland</li> <li>Global (serving in Hong Kong, Singapore, Malaysia, US East, US West, Australia, Germany, India, Indonesia, and Dubai)</li> </ul>  <b>Note:</b> When you create a configuration, the optimal geolocation is automatically selected.

Parameter	Description
Plan	<p>The subscription plan. Optional values:</p> <ul style="list-style-type: none"><li>• Pro</li><li>• Business</li><li>• Enterprise</li></ul> <div> <b>Note:</b> The Specification describes the features covered by the selected plan. For more information, see <a href="#">WAF subscription plans</a>.</div>
Extra Domain	<p>The number of extra domains to activate.</p> <div> <b>Note:</b> If you want to enable WAF protection for more than one domain names or more than 10 sub-domain names, you can buy an extra domain quota. For more information, see <a href="#">Extra domain quota</a>.</div>
Exclusive IP	<p>The number of exclusive WAF IP addresses to activate.</p> <div> <b>Note:</b> An exclusive WAF IP helps you prevent an important domain name from being affected when other domain names associated with the same WAF IP suffer from massive DDoS attacks. For more information, see <a href="#">Exclusive WAF IP</a>.</div>
Extra Traffic	<p>The extra WAF bandwidth to activate, in Mbps.</p> <div> <b>Note:</b> If the default bandwidth of your WAF subscription plan does not suit your business requirement, you can purchase extra bandwidth. For more information, see <a href="#">Extra bandwidth</a>.</div>

Parameter	Description
Service Time	<p>The subscription duration. Optional values:</p> <ul style="list-style-type: none"> <li>• One Month</li> <li>• Three Months</li> <li>• Six Months</li> <li>• One Year</li> <li>• Two Years</li> <li>• Three Years</li> </ul>

### Web Application Firewall

Region

China Mainland

Global

Web Application Firewall are currently serving Hongkong, Singapore, Malaysia, US East, US West, Australia, Germany, India, Indonesia, Dubai.

No need to choose what area because of intelligent selection according to your real server .

Plan

Pro

Business

Enterprise

Specification

Protection: HTTP \ HTTPS

Basic Protection: OWASP web attacks (SQL injection \ XSS etc.)

Protected Domains: 1

Clean Traffic(Origin inside Alibaba Cloud): 50Mbps

Clean Traffic(Origin outside Alibaba Cloud): 10Mbps

Clean Traffic in QPS(Queries per second): 2000

HTTP Flood Mitigation Capacity in QPS: 20000

Malicious Scan Protection

Max Precise Access Control Rules : 20

Extra Domain

0

You can purchase extra domain package if you need more domains than that offered in a specific plan.

The same to the extra clean traffic package below.

One domain package includes one additional top-level domain with up to 10 domains together.

Exclusive IP

0

You can purchase exclusive IP package to assign exclusive IP for a specific domain.

Each package includes one exclusive IP, which helps to avoid side effects when other domains get DDoS attacks

Extra Traffic

1250Mbps

2500Mbps

5000Mbps

0

Mbps

Extra Clean Traffic Package You have purchased

Purchase Plan

Service Time

One Month

Three Months

Six Months

One Year

Two Years

Three Years

4. After you complete the configuration, click Buy Now and complete the payment.

## 2.3 Extra bandwidth

Different subscription plans of Alibaba Cloud WAF are allocated a certain amount of bandwidth. If the allocated bandwidth of your WAF subscription does not suit your business requirements, you can purchase extra bandwidth.

What is a bandwidth limit for WAF?

WAF bandwidth indicates the normal business flow capacity of a WAF instance, in Mbps. 100 Mbps of bandwidth corresponds to 4,000 QPS, and so forth. QPS (Query Per Second) indicates the quantity of requests in one second. For example, an HTTP GET request is a query.



**Note:**

WAF bandwidth is calculated exclusively by WAF and has nothing to do with the bandwidth or traffic limit of other Alibaba Cloud products such as CDN, SLB, and ECS.

Each WAF subscription has a certain bandwidth limit, and the higher plan has the larger bandwidth. Besides, when used to access origin servers inside Alibaba Cloud (such as ECS or SLB instances), the WAF subscription offers more bandwidth than is used to access non-Alibaba Cloud servers. For example, the WAF Business edition has a bandwidth limit of 100 Mbps (when the origin server is inside Alibaba Cloud) and 30 Mbps (when the origin server is outside Alibaba Cloud).

Plan	Pro	Business	Enterprise
Specification	Includes all features of Pro Customized Web Application Protection Rules Protected Domains: 1 Clean Traffic(Origin inside Alibaba Cloud): 100Mbps Clean Traffic(Origin outside Alibaba Cloud): 30Mbps Clean Traffic in QPS(Queries per second): 5000 HTTP Flood Mitigation Capacity in QPS: 100000 Max Precise Access Control Rules: 50		

How to select bandwidth?

We recommend that you evaluate the normal business flow capacity of both the inbound and outbound traffic of all websites that you want to enable WAF protection



before purchasing. Make sure that the bandwidth of your WAF subscription is larger than the total inbound flow capacity and total outbound flow capacity.



**Note:**

Generally, outbound traffic is greater than inbound traffic.

You can evaluate your business traffic by using ECS traffic statistics or other monitoring tools on your origin server.



**Note:**

The traffic here indicates your normal business traffic. For example, if you enable WAF protection for all your websites that provide external services, in the case of normal access (the websites are not attacked), WAF forwards traffic to the origin ECS. If the websites are attacked by HTTP flood attacks or DDoS attacks, WAF filters out corrupted traffic and passes valid traffic back to the origin ECS. Therefore, the inbound and outbound traffic you view on the ECS console is your normal business traffic. If the origin servers consist of multiple ECS instances, you must calculate the traffic sum of all corresponding ECS instances.

### Examples

Suppose you want to configure three websites with WAF protection. The normal traffic in the outbound direction of each website does not exceed 10 Mbps, and the total traffic does not exceed 30 Mbps. In this case, you can subscribe to the WAF Business Edition (with a bandwidth limit of 30 Mbps).



**Note:**

You can also extend the default bandwidth by adding certain amount of extra bandwidth to your WAF subscription.

What happens if the bandwidth is exceeded?

If your normal business flow capacity exceeds the bandwidth limit of your WAF subscription, you will receive an alarming message on the WAF console, informing that all your business traffic forwarding configured in WAF will be affected.

Your websites may be subject to traffic restrictions or random packet loss, and your normal business may be unavailable, slow, or delayed for a certain period of time.

In this case, you can upgrade your WAF, or purchase extra bandwidth.

### What is extra bandwidth?

If the business flow capacity of your website is high, you can purchase extra bandwidth to avoid exceeding the bandwidth limit.

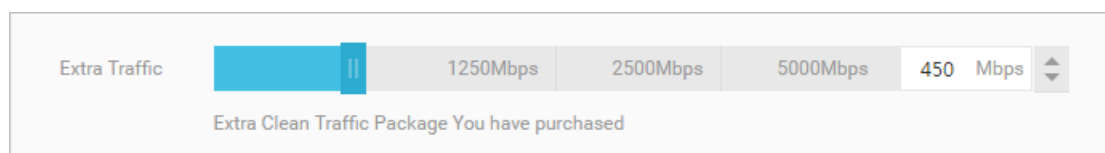
For example, your current traffic requirement is 50 Mbps (non-Alibaba Cloud server ), and you have purchased the WAF Business Edition ( the bandwidth limit is 30 Mbps ), you can purchase an additional 20 Mbps of extra bandwidth to meet your business needs.

You can [Upgrade WAF](#) to increase the extra bandwidth to meet higher business requirement.



#### Note:

You can also add certain amount of extra bandwidth to your WAF subscription when purchasing WAF.



## 2.4 Extra domain quota

### What is the default domain quota?

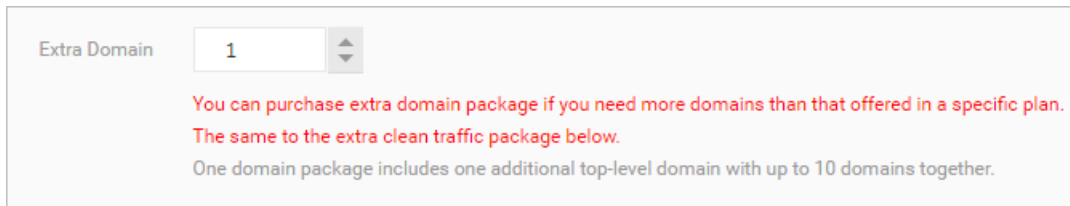
After you activate Alibaba Cloud WAF, you can deploy it for one domain name to provide protection. By default, a total of ten subdomains (including the root domain ) of one domain name can be configured with a WAF instance. A subdomain can be a wildcard domain.

Taking `abc . com` for example, you can enable WAF protection for up to ten subdomains, such as `www . abc . com` , `\* . abc . com` , `mail . abc . com` , `user . pay . abc . com` , and `x . y . z . abc . com` . The root domain `abc . com` is also regarded as one of the ten subdomains.

### What is an extra domain quota?

If you want to enable WAF protection for more than one domain names or more than 10 subdomains, you can buy an extra domain quota. Assume that you have already configured `abc . com` or its subdomains with your WAF instance. When you try to

add `xyz . com` (another domain name) to the WAF protection list, you will receive a system prompt informing you that the domain quota is exceeded.



In this case, you must upgrade the service to purchase an extra domain quota. For more information, see [Renewal and upgrade](#).

On the Upgrade page, select the number of extra domains you want and complete the payment.

## 2.5 Exclusive WAF IP

An exclusive WAF IP lets you deliver WAF protection to an important domain name through a WAF IP other than the default one, which may be used for multiple domain names.

What is an exclusive WAF IP?

By default, each Alibaba Cloud WAF subscription is assigned a WAF IP address. This WAF IP can be used to access multiple domain names. An exclusive WAF IP gives you an additional WAF IP to access one specific domain name to deliver exclusive protection.



### Note:

Each exclusive WAF IP can only be used for one domain name.

An exclusive WAF IP helps you prevent an important domain name from being affected when other domain names associated with the same WAF IP suffer from massive DDoS attacks. By default, domain names that are configured with the same WAF instance are associated with the same WAF IP. When one of the domain names suffers from high-volume DDoS attacks, the WAF IP address can be blocked by a black hole. As a result, all domain names configured with the WAF IP are affected and become inaccessible. By assigning an exclusive WAF IP for important domain names, you can eliminate the possible impact from other domain names.

## How to buy exclusive WAF IPs?

When activating Alibaba Cloud WAF, you can include exclusive WAF IPs in your subscription.



### Note:

If you have already activated Alibaba Cloud WAF, you can buy exclusive WAF IPs by upgrading the service. For more information, see [Renewal and upgrade](#).

## How to use exclusive WAF IPs?

Log on to the [Web Application Firewall console](#), and go to the Management > Website Configuration page. Locate the target domain name, and enable Exclusive IP address for it.

The screenshot displays the 'Website Configuration' page in the WAF console. A table lists domain configurations. The 'Exclusive IP address' column for the selected domain shows a green toggle switch, indicating it is enabled. The 'Operation' column includes links for 'Edit', 'Delete', and 'Policies'.

After the exclusive IP address is enabled, the CNAME address of this domain name is automatically resolved to the new exclusive IP address. You can ping the CNAME of this domain name, and see if the domain name is successfully resolved to the new WAF IP address.



### Note:

If you use A record rather than CNAME resolution, the automatic switching is unavailable. In this case, you must ping the CNAME address to get the new WAF IP, and manually update the DNS records by using the new WAF IP.

## 3 Renewal and upgrade

---

To prevent your business from being affected when the Alibaba Cloud WAF subscription expires, you can manually renew your subscription or enable automatic renewal before expiration. If the specification of your current Alibaba Cloud WAF subscription does not meet your needs, you can upgrade the service.

### Renew Alibaba Cloud WAF

Before your Alibaba Cloud WAF subscription expires, you can renew it to extend the duration of the service.

#### Renewal reminder

The system sends a reminder SMS or email, seven days before your service expires. You can renew your subscription before it expires, to enjoy uninterrupted service. If the subscription is not renewed before its expiry, you are allowed seven additional days to renew your subscription. If the subscription is still not renewed within this extended period, the WAF instance is released and the website is no longer protected.

#### Procedure

You can manually renew your subscription on the Alibaba Cloud WAF console, or perform manual or automatic renewal on the Renew page of Billing Management.

Follow these steps to manually renew your subscription on the Alibaba Cloud WAF console:

1. Log on to the [Web Application Firewall console](#).
2. At the top of the page, select the region of your WAF instance (Mainland China or International).
3. In the upper-right corner, click Renew.



4. On the Renew page, select Renewal Duration and proceed with the payment.

Follow these steps to manage renewal for your subscription on the Renew page of Billing Management:

1. Log on to the [Web Application Firewall console](#).
2. On the top menu bar, click Billing Management > Renew.

3. In the left-side navigation pane, click Web Application Firewall.
4. On the Web Application Firewall page, select the web application firewall instance to be renewed and apply one of the following renewal methods.
  - If you want to extend the duration of the service to a certain time, you can click Renew on the Manually Renew page. On the Renew page, select the expected renewal duration and complete the payment.
  - If you want to enable a long-term subscription, you can click Enable Auto-Renew on the Manually Renew page. In the Enable Auto-Renew dialog box, select Auto-Renewal Cycle and click Enable Auto-Renew. When auto-renewal is enabled, Alibaba Cloud WAF will perform renewal on your behalf before the subscription expires. The renewal duration equals to the auto-renewal cycle, and renewal fees will be deducted from your account.

When auto-renewal is enabled for a WAF instance, you can edit its renewal cycle or disable auto-renewal for it on the Auto-Renew page.



**Note:**

- Auto-renewal fees will be incurred 3 days before the service expires. Make sure you have enough balance in the payment method specified for your account.
  - If you manually renew your instance before the billing day, auto-renewal is then performed based on the new expiration date calculated by your manual renewal plan.
  - If you enable auto-renewal today, it will be effective from tomorrow.
  - Auto-renewal payment supports coupons.
- If you decide not to use Alibaba Cloud WAF after the instance expires, click Don't Renew, and confirm Don't Renew. If you choose not to renew, you will be

reminded only once before the instance expires. You can change your settings on the Don't Renew page anytime before the instance is stopped.

All Times

Instance ID 

Enter the instance ID

Q

Manually Renew

Auto-Renew

Don't Renew

Instances to Manually Renew : 5

Warning:  
1. These instances [waf-cn-v0h0cn0vx0uu, waf-cn-mp90id5ao045, waf-cn-mp90lmuec00e, waf-cn-0xl0o7qut002] are expired, setting/modifying auto renew is forbidden.

<input type="checkbox"/>	Instance Name	Status	Expiration Date	Remaining Days	Actions
<input type="checkbox"/>	waf-cn-v0h0cn0vx0uu	Expired	Mar 14, 2016, 00:00	Expired 886 Days	<a href="#">Renew</a>   <a href="#">Enable Auto-Renew</a>   <a href="#">Don't Renew</a>
<input type="checkbox"/>	waf-cn-mp90id5ao045	Expired	Mar 5, 2017, 00:00	Expired 530 Days	<a href="#">Renew</a>   <a href="#">Enable Auto-Renew</a>   <a href="#">Don't Renew</a>
<input type="checkbox"/>	waf-cn-mp90lmuec00e	Expired	Jun 10, 2018, 00:00	Expired 68 Days	<a href="#">Renew</a>   <a href="#">Enable Auto-Renew</a>   <a href="#">Don't Renew</a>
<input type="checkbox"/>	waf-cn-0xl0o7qut002	Expired	Jul 29, 2018, 00:00	Expired 19 Days	<a href="#">Renew</a>   <a href="#">Enable Auto-Renew</a>   <a href="#">Don't Renew</a>
<input type="checkbox"/>	waf-cn-vj30qfjm001	Normal	Sep 16, 2018, 00:00	29 Days	<a href="#">Renew</a>   <a href="#">Enable Auto-Renew</a>   <a href="#">Don't Renew</a>

☐ Enable Auto-Renew

☐ Don't Renew

5 Results < Previous 1 Next >

## Upgrade

If the specification of your current Alibaba Cloud WAF subscription does not suit your requirements, you can upgrade the subscription to a higher version before its expiry, to obtain more advanced protection. For more information, see [Subscription plans](#).

Follow these steps to upgrade your WAF subscription:

1. Log on to the [Web Application Firewall console](#).
2. At the top of the page, select the region of your WAF instance (Mainland China or International).
3. In the upper-right corner, click Upgrade.



4. On the Upgrade page, select the expected configuration and proceed with the payment. For more information about the configuration, see [Activate Alibaba Cloud WAF](#).



### Note:

After the upgrade, the new WAF instance follows the original service cycle.