

Alibaba Cloud

Domains

Domain name transfer

Document Version: 20210114

Legal disclaimer

Alibaba Cloud reminds you to carefully read and fully understand the terms and conditions of this legal disclaimer before you read or use this document. If you have read or used this document, it shall be deemed as your total acceptance of this legal disclaimer.

1. You shall download and obtain this document from the Alibaba Cloud website or other Alibaba Cloud-authorized channels, and use this document for your own legal business activities only. The content of this document is considered confidential information of Alibaba Cloud. You shall strictly abide by the confidentiality obligations. No part of this document shall be disclosed or provided to any third party for use without the prior written consent of Alibaba Cloud.
2. No part of this document shall be excerpted, translated, reproduced, transmitted, or disseminated by any organization, company or individual in any form or by any means without the prior written consent of Alibaba Cloud.
3. The content of this document may be changed because of product version upgrade, adjustment, or other reasons. Alibaba Cloud reserves the right to modify the content of this document without notice and an updated version of this document will be released through Alibaba Cloud-authorized channels from time to time. You should pay attention to the version changes of this document as they occur and download and obtain the most up-to-date version of this document from Alibaba Cloud-authorized channels.
4. This document serves only as a reference guide for your use of Alibaba Cloud products and services. Alibaba Cloud provides this document based on the "status quo", "being defective", and "existing functions" of its products and services. Alibaba Cloud makes every effort to provide relevant operational guidance based on existing technologies. However, Alibaba Cloud hereby makes a clear statement that it in no way guarantees the accuracy, integrity, applicability, and reliability of the content of this document, either explicitly or implicitly. Alibaba Cloud shall not take legal responsibility for any errors or lost profits incurred by any organization, company, or individual arising from download, use, or trust in this document. Alibaba Cloud shall not, under any circumstances, take responsibility for any indirect, consequential, punitive, contingent, special, or punitive damages, including lost profits arising from the use or trust in this document (even if Alibaba Cloud has been notified of the possibility of such a loss).
5. By law, all the contents in Alibaba Cloud documents, including but not limited to pictures, architecture design, page layout, and text description, are intellectual property of Alibaba Cloud and/or its affiliates. This intellectual property includes, but is not limited to, trademark rights, patent rights, copyrights, and trade secrets. No part of this document shall be used, modified, reproduced, publicly transmitted, changed, disseminated, distributed, or published without the prior written consent of Alibaba Cloud and/or its affiliates. The names owned by Alibaba Cloud shall not be used, published, or reproduced for marketing, advertising, promotion, or other purposes without the prior written consent of Alibaba Cloud. The names owned by Alibaba Cloud include, but are not limited to, "Alibaba Cloud", "Aliyun", "HiChina", and other brands of Alibaba Cloud and/or its affiliates, which appear separately or in combination, as well as the auxiliary signs and patterns of the preceding brands, or anything similar to the company names, trade names, trademarks, product or service names, domain names, patterns, logos, marks, signs, or special descriptions that third parties identify as Alibaba Cloud and/or its affiliates.
6. Please directly contact Alibaba Cloud for any errors of this document.

Document conventions









Style	Description	Example
 Danger	A danger notice indicates a situation that will cause major system changes, faults, physical injuries, and other adverse results.	 Danger: Resetting will result in the loss of user configuration data.
 Warning	A warning notice indicates a situation that may cause major system changes, faults, physical injuries, and other adverse results.	 Warning: Restarting will cause business interruption. About 10 minutes are required to restart an instance.
 Notice	A caution notice indicates warning information, supplementary instructions, and other content that the user must understand.	 Notice: If the weight is set to 0, the server no longer receives new requests.
 Note	A note indicates supplemental instructions, best practices, tips, and other content.	 Note: You can use Ctrl + A to select all files.
>	Closing angle brackets are used to indicate a multi-level menu cascade.	Click Settings > Network > Set network type .
Bold	Bold formatting is used for buttons, menus, page names, and other UI elements.	Click OK .
Courier font	Courier font is used for commands	Run the <code>cd /d C:/window</code> command to enter the Windows system folder.
<i>Italic</i>	Italic formatting is used for parameters and variables.	<code>bae log list --instanceid</code> <i>Instance_ID</i>
[] or [a b]	This format is used for an optional value, where only one item can be selected.	<code>ipconfig [-all -t]</code>
{ } or {a b}	This format is used for a required value, where only one item can be selected.	<code>switch {active stand}</code>

Table of Contents

1.Fees and rules for transferring a domain name to Alibaba Clou.....	05
2.Obtain a transfer key for transferring a domain name	07
3.Transfer a domain name to Alibaba Cloud	09
4.Transfer a domain name from Alibaba Cloud to another registr.....	11
5.Transfer domains to another Alibaba Cloud account	14

1. Fees and rules for transferring a domain name to Alibaba Cloud

To transfer a domain name to Alibaba Cloud, you need to transfer the domain name out of the original registrar and then to Alibaba Cloud for management. This topic describes the fees and rules of transferring a domain name to Alibaba Cloud.

Transfer-in fees

Alibaba Cloud charges no fees for transferring a domain name to Alibaba Cloud. However, in accordance with the Internet Corporation for Assigned Names and Numbers (ICANN), the destination registrar of the domain name transfer must extend the expiration date of the domain name by one year. For example, a domain name that originally expires on August 1, 2016 will expire on August 1, 2017 after the transfer. This means you must pay a one-year renewal fee when transferring a domain name to Alibaba Cloud. That is, the domain transfer-in price is the same as the one-year renewal price.

Note

- If you have renewed a domain name for the maximum period of 10 years, the expiration date of this domain name will not be extended after this domain name is transferred to Alibaba Cloud.
- If your domain name has been renewed with your original registrar upon its expiration, we recommend that you wait for at least 45 days after the renewal date and then transfer this domain name to Alibaba Cloud. Otherwise, your original registrar will return the renewal fee to you after the transfer and your new registrar will collect a transfer fee according to current regulations. Under this circumstance, the expiration date of your domain name cannot be extended by one year.

Transfer-in rules

A domain name to be transferred to Alibaba Cloud must comply with the following rules:

- The domain name is an existing domain name and does not contain any illegal characters.
- The domain name has been registered with a registrar other than Alibaba Cloud.
- The domain name was registered at least 60 days ago.
- The domain name is not in the clientTransferProhibited, serverTransferProhibited, or clientHold state.
- The last transfer of the domain name occurred at least 60 days ago.
- The domain name is not in dispute, under arbitration, or restricted by a court of law.

Note

- You must ensure that the domain name registrant's email address is correct and valid before transferring the domain name to Alibaba Cloud.
- A registrant profile template for which real-name verification has been completed must be in place before a .cn domain name is transferred to Alibaba Cloud. For more information, see [Real-name verification for CNNIC templates](#).

For more information about transfer-in procedures, see [Transfer a domain name to Alibaba Cloud](#)[Transfer a domain name to Alibaba Cloud](#).

2. Obtain a transfer key for transferring a domain name

If you want to transfer your domain name from the original domain name registrar to another registrar, you must obtain a transfer key from the original domain name registrar. A transfer key is also known as a transfer code. The transfer key proves that you own the domain name and have permissions to transfer the domain name. This topic describes how to obtain the transfer key for a domain name.

Limits


A transfer key is required for transferring a domain name both to and from Alibaba Cloud. To transfer a domain name to Alibaba Cloud, you must obtain the transfer key from the original domain name registrar. To transfer a domain name out of Alibaba Cloud, you must obtain a transfer key from Alibaba Cloud. The following conditions must be met if you want to obtain a transfer key when you transfer a domain name out of Alibaba Cloud:

- The current domain name registrar must be Alibaba Cloud.
- The domain name must have been registered at least 60 days ago.
- It must be more than 60 days since the domain name was transferred to Alibaba Cloud.
- It must be more than 45 days before the expiration date of the renewed domain name that previously expired.
- The status of the domain name must be normal at the transfer time. The domain name is in the Transfer Prohibited state. The domain name does not have overdue payments, and is not in any arbitration or legal proceedings. The identity of the registrant is clear, without any disputes.


Procedure

The procedure of A transfer key is required for transferring a domain name both to and from Alibaba Cloud. To transfer a domain name to Alibaba Cloud, you must obtain the transfer key from the original domain name registrar. To transfer a domain name out of Alibaba Cloud, you must obtain a transfer key from Alibaba Cloud. The following conditions must be met is as follows:

1. Log on to the [Domains console](#).
2. On the **Domain Name List** page, find the target domain name, and click **Manage** in the **Action** column.
3. In the left-side navigation pane, click **Domain Transfer-Out**.
4. Check the registrant's email address, and then click **Next**.

 **Note** The registrant's email address must be available because the transfer key for the domain name will be sent to this email address. If the **Registrant Email** address is incorrect, click **Change Email** next to **Registrant Email** to change the email address.

5. Obtain and enter the **Email Verification Code**, and then click **Next**.

 **Note** To ensure the stability and security of the system, when you obtain the transfer key, in about one minute, the system will automatically send the transfer key to the email address of the registrant for confirmation.

- If no transfer key is received, click **Resend Transfer Code**.

- If the email address of the registrant is incorrect, click **Registrant Email** to change the email address.

What to do next

[Transfer a domain name to Alibaba Cloud](#) [Transfer a domain name to Alibaba Cloud](#) or [Transfer a domain name from Alibaba Cloud to another registrar](#).

3. Transfer a domain name to Alibaba Cloud

If you registered a domain name at another domain name registrar and need to transfer this domain name to Alibaba Cloud for management, follow the instructions in this topic. This topic describes the transfer procedure to guide you through a swift and smooth transfer.

Prerequisites

- The domain name can be transferred to Alibaba Cloud.

Go to the [Domain Name Pricing](#) page and view the prices in the **Transfer Price** column. You can transfer only domain names who have transfer prices to Alibaba Cloud.

- A registrant profile is created and passes real-name verification. For more information, see [Real-name verification for CNNIC templates](#).


When you transfer a .cn domain name to Alibaba Cloud, you must select a registrant profile that has passed real-name verification. Otherwise, you cannot submit the order or pay for the transfer. During the transfer process, the domain name is checked.

Context

Transferring a domain name to Alibaba Cloud changes the registrar of the domain name to Alibaba Cloud. The transfer process is usually completed within five to seven days. The actual time required depends on the time taken by the registry to process the transfer and the time taken by the original registrar to confirm the transfer.

Procedure

Before you transfer your domain name to Alibaba Cloud, check the transfer prices and rules. For more information, see [Fees and rules for transferring a domain name to Alibaba Cloud](#).


 **Note** If your domain names have been renewed for the maximum validity period of 10 years, some of them can be transferred to Alibaba Cloud but cannot be renewed for another year. Some of them cannot be transferred because their validity period is greater than 10 years after the transfer and the transfer is rejected by the registry or registrar. For such domain names, we recommend that you wait until the validity period is less than 10 years before you attempt to transfer the domain names to Alibaba Cloud.

1. Check the domain name before you transfer it to Alibaba Cloud.
 - Optional. Modify the administrative contact information.

All subsequent confirmation emails related to the transfer are sent to the email address of the administrative contact. Make sure that the administrative contact information of the domain name is valid and modify the information if required.
 - Optional. Unlock the domain name if it is in the clientHold state.
 - Disable prohibition of domain name transfer.

If transfer prohibition is enabled for your domain name, you must disable this feature.
 - Obtain the transfer key, which is also known as transfer code, transfer password, or domain name password.

2. Log on to the [Alibaba Cloud Domains console](#).
3. In the left-side navigation pane, click **Domain Transfers-In**. On the page that appears, click **Transfer Domain Name In**.
4. Enter your domain name and transfer key and click **Submit**.
 - Enter the information in the <Domain name> <Transfer key> format.
 - A space is required between <Domain name> and <Transfer key>. Enter one domain name and transfer key in each row.
 - You can transfer a maximum of 50 domain names to Alibaba Cloud at a time.
 - If you need to transfer a large number of domain names to Alibaba Cloud at a time, we recommend that you edit the domain names and transfer keys in a text editor such as Word, Excel, or Notepad, and then copy them to the list.
5. Select a registrant profile and click **Next**.

 **Note** When you transfer a .cn domain name to Alibaba Cloud, you must select a registrant profile that has passed real-name verification. Otherwise, the transfer request fails to be submitted. For more information about real-name verification for a registrant profile, see [Real-name verification for CNNIC templates](#).

6. Check the order amount and click **Pay**.
7. Verify the transfer key of the domain name. The system automatically checks whether the transfer key that you enter is valid. If the transfer key is valid, the domain name transfer starts. The transfer process is usually completed within five to seven days based on the rules of the domain name registry.

What's next

Check the transfer progress.

1. Log on to the [Alibaba Cloud Domains console](#).
2. In the left-side navigation pane, click **Domain Transfers-In**. On the page that appears, check the transfer status.

4. Transfer a domain name from Alibaba Cloud to another registrar

You can transfer domain names that are registered with Alibaba Cloud to another registrar. This topic describes how to transfer a domain name from Alibaba Cloud to another registrar.

Background information

You can transfer a domain name from Alibaba Cloud to another registrar. The transfer process is usually completed within five to seven days. After you transfer a domain name from Alibaba Cloud to another registrar, you cannot use the services provided by Alibaba Cloud Domains for the domain name.

Rules on transferring a domain name from Alibaba Cloud

A domain name can be transferred to another registrar regardless of the real-name verification status of the domain name, such as verified, not verified, or failed. However, the transfer process must comply with the rules described in the following table.


Note If your domain name uses Alibaba Cloud Domain Name System (DNS) servers, you must change the DNS servers to those of the new registrar before the transfer. Otherwise, your domain name cannot be resolved.

Rule	Description
The current domain name registrar must be Alibaba Cloud.	-
The domain name must have been registered at least 60 days ago.	-
The domain name cannot be transferred out 15 days before the domain name expires.	We recommend that you transfer your domain name at least 30 days before it expires. This prevents the expiration of your domain name during the transfer process.
The domain name can be transferred out 60 days after it is transferred to Alibaba Cloud.	-
The domain name must be in a normal state at the time when it is transferred.	<ul style="list-style-type: none"> The domain name is not in the Transfer Prohibited state. The domain name does not have overdue payments and is not under arbitration or legal proceedings. The domain name registrant has a clear identity and is not involved in disputes.


Rule	Description
The domain name can be transferred 45 days after it is renewed or redeemed after expiration.	You can transfer a domain name to another registrar 45 days after the last renewal. After the domain name is transferred to another registrar, the validity period of the domain name is extended by one year.

Procedure

1. Submit a transfer-out request to obtain the transfer key.
 - i. Log on to the [Alibaba Cloud Domains console](#). The Domain Name List page appears.
 - ii. On the **Domain Name List** page, find the domain name that you want to transfer to another registrar and click **Manage** in the **Action** column. The **Basic Information** page appears.
 - iii. In the left-side navigation pane, click **Domain Transfer-Out**.
 - iv. Check the email address specified for **Registrant Email** and click **Next**.

 **Note** The email address of your registrant must be valid because the transfer key for the domain name is sent to this email address. If the email address specified for **Registrant Email** is invalid, click **Change Email** next to **Registrant Email** to change the email address.

- v. Obtain and enter the **Email Verification Code**, and then click **Next**.


 **Note** For system stability and security purposes, Alibaba Cloud takes about one minute to send the transfer key to the email address that you specified. You can obtain the transfer key in the email.

- If no transfer key is received, you can click **Resend Transfer Code** to request the transfer key again.
 - If the email address is invalid, you can click **Registrant Email** to change the email address.
2. Submit a transfer-in request in the system of the new registrar.
 - i. Submit a transfer-in request and provide the transfer key as required by the new registrar.
 - ii. Complete the transfer process based on the rules of the new registrar.
 - iii. Check whether your email address receives the confirmation email from the new registrar.
 3. After Alibaba Cloud receives a transfer request from the new registrar, Alibaba Cloud automatically sends a confirmation email to the email address of the domain name registrant.
 - No further step is required for the transfer. The domain name is automatically transferred to the new registrar after five to seven days.
 - If you want to cancel the transfer, perform the operations described in the "Cancel a transfer-out request" section.

Cancel a transfer-out request

After you submit a transfer-out request in the Alibaba Cloud Domains console, you can cancel the transfer-out request before the transfer-out request is approved. To cancel a transfer-out request, perform the following steps:

1. Log on to the [Alibaba Cloud Domains console](#). The Domain Name List page appears. On the Domain Name List page, find the domain name for which you want to cancel the transfer-out request and click its name to go to the **Basic Information** page.
2. In the left-side navigation pane, choose **Domain Transfer-Out > Cancel Transfer-Out**.

 **Note** If the **Cancel Transfer-Out** button is unavailable on the **Domain Transfer-Out** page, the domain name has been transferred to the new registrar. You must wait 60 days before you can transfer the domain name to Alibaba Cloud again. For more information, see [Transfer a domain name to Alibaba Cloud](#).

What to do next

You can query the transfer status of the domain name on the WHOIS page or at the registrar to which the domain name is transferred. To query the registrar information of a domain name on the Alibaba Cloud WHOIS page, perform the following steps:

1. Go to the [Alibaba Cloud WHOIS](#) page.
2. Enter the transferred domain name in the search bar and click **Search**. Then, you can view the current registrar of the domain name.

5. Transfer domains to another Alibaba Cloud account

This topic describes how to transfer a domain name from one Alibaba Cloud account to another Alibaba Cloud account. For example, you had another person purchase a domain name for you, and now you need to transfer the domain name to your own Alibaba Cloud account, or you need to transfer a domain name from your Alibaba Cloud account to another Alibaba Cloud account.

Prerequisites

The domain name is within its validity period.

You can query the registration and expiration dates of a domain name on [Alibaba Cloud WHOIS](#). If your domain name has already expired, you must renew the domain name first. For more information, see [Renew a domain name](#).

Context

The following example demonstrates how to transfer domain names from account A to account B.

Procedure

1. The domain names are under account A. Use account A to log on to the [Domains console](#).
2. Use either of the following methods to go to the ID Transfer tab.
 - Method 1:
 - a. On the **Domain Names** page, find the target domain name.
 - b. Click **Manage** in the **Actions** column, and then click **Transfer between ID**.
 - Method 2:
 - Transfer multiple common domains: In the left-side navigation pane, choose **Bulk Operations > Common Bulk Operation > ID Transfer**.
 - Transfer multiple .cn domains: In the left-side navigation pane, choose **Bulk Operations > CNNIC Bulk Operation > ID Transfer**.
3. On the ID Transfer page, set the following parameters to transfer the domain names to another Alibaba Cloud account.

Parameter	Description
Bulk Operation	<p>Select a method to transfer one or more domain names. The following methods are supported:</p> <ul style="list-style-type: none"> Enter Domain Names: In the Domain Names field, enter the domain names that you want to transfer. <div style="background-color: #e6f2ff; padding: 5px; margin-top: 5px;"> <p>Note Enter one domain name in each row. You can enter up to 1,000 domain names.</p> </div> Upload File: If the domain names that you want to transfer are saved in a local file, upload the file. <div style="background-color: #e6f2ff; padding: 5px; margin-top: 5px;"> <p>Note Supported file formats are XLS and XLSX. Enter one domain name in each row. The maximum file size is 2 MB.</p> </div>
Transfer to	Enter the account to which you want to transfer the domain names. In this example, enter account B.
Security Verification	Click Get Verification Code to obtain a verification code.
Email Verification Code	Enter the verification code that the verified email address receives.

4. Click **Submit** to transfer the domain names to the specified account.

Result

Use account B to log on to the Domains console, and verify that the domain names are under account B.