

# Alibaba Cloud

## Resource Management FAQ









Document Version: 20220530

# Legal disclaimer

Alibaba Cloud reminds you to carefully read and fully understand the terms and conditions of this legal disclaimer before you read or use this document. If you have read or used this document, it shall be deemed as your total acceptance of this legal disclaimer.

1. You shall download and obtain this document from the Alibaba Cloud website or other Alibaba Cloud-authorized channels, and use this document for your own legal business activities only. The content of this document is considered confidential information of Alibaba Cloud. You shall strictly abide by the confidentiality obligations. No part of this document shall be disclosed or provided to any third party for use without the prior written consent of Alibaba Cloud.
2. No part of this document shall be excerpted, translated, reproduced, transmitted, or disseminated by any organization, company or individual in any form or by any means without the prior written consent of Alibaba Cloud.
3. The content of this document may be changed because of product version upgrade, adjustment, or other reasons. Alibaba Cloud reserves the right to modify the content of this document without notice and an updated version of this document will be released through Alibaba Cloud-authorized channels from time to time. You should pay attention to the version changes of this document as they occur and download and obtain the most up-to-date version of this document from Alibaba Cloud-authorized channels.
4. This document serves only as a reference guide for your use of Alibaba Cloud products and services. Alibaba Cloud provides this document based on the "status quo", "being defective", and "existing functions" of its products and services. Alibaba Cloud makes every effort to provide relevant operational guidance based on existing technologies. However, Alibaba Cloud hereby makes a clear statement that it in no way guarantees the accuracy, integrity, applicability, and reliability of the content of this document, either explicitly or implicitly. Alibaba Cloud shall not take legal responsibility for any errors or lost profits incurred by any organization, company, or individual arising from download, use, or trust in this document. Alibaba Cloud shall not, under any circumstances, take responsibility for any indirect, consequential, punitive, contingent, special, or punitive damages, including lost profits arising from the use or trust in this document (even if Alibaba Cloud has been notified of the possibility of such a loss).
5. By law, all the contents in Alibaba Cloud documents, including but not limited to pictures, architecture design, page layout, and text description, are intellectual property of Alibaba Cloud and/or its affiliates. This intellectual property includes, but is not limited to, trademark rights, patent rights, copyrights, and trade secrets. No part of this document shall be used, modified, reproduced, publicly transmitted, changed, disseminated, distributed, or published without the prior written consent of Alibaba Cloud and/or its affiliates. The names owned by Alibaba Cloud shall not be used, published, or reproduced for marketing, advertising, promotion, or other purposes without the prior written consent of Alibaba Cloud. The names owned by Alibaba Cloud include, but are not limited to, "Alibaba Cloud", "Aliyun", "HiChina", and other brands of Alibaba Cloud and/or its affiliates, which appear separately or in combination, as well as the auxiliary signs and patterns of the preceding brands, or anything similar to the company names, trade names, trademarks, product or service names, domain names, patterns, logos, marks, signs, or special descriptions that third parties identify as Alibaba Cloud and/or its affiliates.
6. Please directly contact Alibaba Cloud for any errors of this document.

# Document conventions

Style	Description	Example
 <b>Danger</b>	A danger notice indicates a situation that will cause major system changes, faults, physical injuries, and other adverse results.	 <b>Danger:</b> Resetting will result in the loss of user configuration data.
 <b>Warning</b>	A warning notice indicates a situation that may cause major system changes, faults, physical injuries, and other adverse results.	 <b>Warning:</b> Restarting will cause business interruption. About 10 minutes are required to restart an instance.
 <b>Notice</b>	A caution notice indicates warning information, supplementary instructions, and other content that the user must understand.	 <b>Notice:</b> If the weight is set to 0, the server no longer receives new requests.
 <b>Note</b>	A note indicates supplemental instructions, best practices, tips, and other content.	 <b>Note:</b> You can use Ctrl + A to select all files.
>	Closing angle brackets are used to indicate a multi-level menu cascade.	Click <b>Settings</b> > <b>Network</b> > <b>Set network type</b> .
<b>Bold</b>	Bold formatting is used for buttons, menus, page names, and other UI elements.	Click <b>OK</b> .
<code>Courier font</code>	Courier font is used for commands	Run the <code>cd /d C:/window</code> command to enter the Windows system folder.
<i>Italic</i>	Italic formatting is used for parameters and variables.	<code>bae log list --instanceid</code> <i>Instance_ID</i>
[ ] or [a b]	This format is used for an optional value, where only one item can be selected.	<code>ipconfig [-all -t]</code>
{ } or {a b}	This format is used for a required value, where only one item can be selected.	<code>switch {active stand}</code>

# Table of Contents

- 1.Resource directory ----- 05
  - 1.1. FAQ about enabling a resource directory ----- 05
  - 1.2. FAQ about inviting an account ----- 05
- 2.Tag ----- 07
  - 2.1. FAQ about tags ----- 07

# 1.Resource directory

## 1.1. FAQ about enabling a resource directory

This topic provides answers to some frequently asked questions about enabling a resource directory.

### Why am I unable to enable a resource directory?

Possible causes:

- The account you use has not completed enterprise real-name verification.
- The account you use is already in a resource directory.

### Which accounts cannot be used as the management account of a resource directory?

- Account that has a pending invitation

Solution: Process the invitation and then use the account to enable a resource directory.

- Account whose resources have services or applications deployed

Solution: A management account is used to perform high-permission operations for a resource directory, such as structure management, user permission management, and resource payment. Therefore, to ensure the security of a management account, we recommend that you create an Alibaba Cloud account and use this account as the management account.

## 1.2. FAQ about inviting an account

This topic provides answers to some frequently asked questions about inviting an Alibaba Cloud account.

### In which scenarios does an account invitation become invalid?

An account invitation becomes invalid in the following scenarios:

- The invitee does not confirm the invitation within 14 days after the invitation is initiated.
- The inviter cancels the invitation.

### Is the period of time in which an invitee must confirm an invitation limited?

Yes, the period of time in which an invitee must confirm an invitation is limited. An invitee must confirm an invitation within 14 days after the invitation is initiated. After the period elapses, the system changes the status of the invitation to Expired.

### Can I delete invalid invitations?

The system automatically deletes invalid invitations 30 days after the invitations expire.

### Why is an invitee unable to accept an invitation?

An invitee can accept an invitation and join a resource directory only if the invitee meets all the following conditions:

- The invitee is not the management account or a member of a resource directory. An Alibaba Cloud account can join only one resource directory.
- The invitee has passed enterprise real-name verification. An Alibaba Cloud account that has not passed real-name verification or passes individual real-name verification cannot join a resource directory.

An Alibaba Cloud account that has not passed real-name verification or passes individual real-name verification may be arbitrarily used to perform operations that are not protected by laws and have high risks. If such an account joins a resource directory, your assets on the cloud may be used for individual purposes. This may cause asset loss and security risks. Therefore, only enterprise accounts can be used to initiate invitations and accept invitations. This helps manage and control behavioral responsibilities and prevent security risks within an legal entity.

If an invitee is unable to accept an invitation, use one of the following solutions:

- If the invitee has not passed real-time verification, complete enterprise real-name verification for the invitee.
- If the invitee has passed individual real-name verification, upgrade the verification to enterprise real-name verification.

## 2.Tag

### 2.1. FAQ about tags

This topic provides answers to some frequently asked questions about tags.

#### Which Alibaba Cloud services support cost allocation by tag?

For more information about the Alibaba Cloud services that support cost allocation by tag, see the [Support for cost allocation by tag](#) column in [Services that work with Tag](#).

#### How do I efficiently add tags to existing resources?

For existing resources that are not added to resource groups or to which no tags are added, use one of the following methods to efficiently add tags to these resources:

- Resource Management console  
For more information, see [Add a custom tag](#).
- Tag editor  
For more information, see [Manage tags](#).
- Tag API operation  
For more information, see [TagResources](#).
- Operation Orchestration Service (OOS)  
For more information, see [Use OOS to add tags to multiple resources](#).

#### How do I modify the value of a tag that is added to multiple resources? How long does it require for the modification to take effect?

Use one of the following methods to modify the value of a tag that is added to multiple resources in the same region:

- OOS  
For more information, see [Use OOS to modify a tag value of multiple resources](#).
- Tag editor  
For more information, see [Manage tags](#).
- Tag API operation  
For more information, see [TagResources](#).

The modification immediately takes effect.

#### Why am I unable to find my newly created resources on the Cost Centers page?

You can find your newly created resources on the Cost Centers page one day later.

## **Do the automatic allocation rules created for cost centers take effect on existing resources?**

Yes, after you create automatic allocation rules for cost centers, the system automatically allocates resources to the cost centers based on the tags added to the resources, regardless of whether the resources are newly created resources or existing resources.