

Alibaba Cloud Short message Service

Quick start

Issue: 20200609









Legal disclaimer

Alibaba Cloud reminds you to carefully read and fully understand the terms and conditions of this legal disclaimer before you read or use this document. If you have read or used this document, it shall be deemed as your total acceptance of this legal disclaimer.

- 1.** You shall download and obtain this document from the Alibaba Cloud website or other Alibaba Cloud-authorized channels, and use this document for your own legal business activities only. The content of this document is considered confidential information of Alibaba Cloud. You shall strictly abide by the confidentiality obligations. No part of this document shall be disclosed or provided to any third party for use without the prior written consent of Alibaba Cloud.
- 2.** No part of this document shall be excerpted, translated, reproduced, transmitted, or disseminated by any organization, company, or individual in any form or by any means without the prior written consent of Alibaba Cloud.
- 3.** The content of this document may be changed due to product version upgrades, adjustments, or other reasons. Alibaba Cloud reserves the right to modify the content of this document without notice and the updated versions of this document will be occasionally released through Alibaba Cloud-authorized channels. You shall pay attention to the version changes of this document as they occur and download and obtain the most up-to-date version of this document from Alibaba Cloud-authorized channels.
- 4.** This document serves only as a reference guide for your use of Alibaba Cloud products and services. Alibaba Cloud provides the document in the context that Alibaba Cloud products and services are provided on an "as is", "with all faults" and "as available" basis. Alibaba Cloud makes every effort to provide relevant operational guidance based on existing technologies. However, Alibaba Cloud hereby makes a clear statement that it in no way guarantees the accuracy, integrity, applicability, and reliability of the content of this document, either explicitly or implicitly. Alibaba Cloud shall not bear any liability for any errors or financial losses incurred by any organizations, companies, or individuals arising from their download, use, or trust in this document. Alibaba Cloud shall not, under any circumstances, bear responsibility for any indirect, consequential, exemplary, incidental, special, or punitive damages, including lost profits arising from the use or trust in this document, even if Alibaba Cloud has been notified of the possibility of such a loss.

- 5.** By law, all the contents in Alibaba Cloud documents, including but not limited to pictures, architecture design, page layout, and text description, are intellectual property of Alibaba Cloud and/or its affiliates. This intellectual property includes, but is not limited to, trademark rights, patent rights, copyrights, and trade secrets. No part of this document shall be used, modified, reproduced, publicly transmitted, changed, disseminated, distributed, or published without the prior written consent of Alibaba Cloud and/or its affiliates. The names owned by Alibaba Cloud shall not be used, published, or reproduced for marketing, advertising, promotion, or other purposes without the prior written consent of Alibaba Cloud. The names owned by Alibaba Cloud include, but are not limited to, "Alibaba Cloud", "Aliyun", "HiChina", and other brands of Alibaba Cloud and/or its affiliates, which appear separately or in combination, as well as the auxiliary signs and patterns of the preceding brands, or anything similar to the company names, trade names, trademarks, product or service names, domain names, patterns, logos, marks, signs, or special descriptions that third parties identify as Alibaba Cloud and/or its affiliates.
- 6.** Please contact Alibaba Cloud directly if you discover any errors in this document.

Document conventions

Style	Description	Example
	A danger notice indicates a situation that will cause major system changes, faults, physical injuries, and other adverse results.	 Danger: Resetting will result in the loss of user configuration data.
	A warning notice indicates a situation that may cause major system changes, faults, physical injuries, and other adverse results.	 Warning: Restarting will cause business interruption. About 10 minutes are required to restart an instance.
	A caution notice indicates warning information, supplementary instructions, and other content that the user must understand.	 Notice: If the weight is set to 0, the server no longer receives new requests.
	A note indicates supplemental instructions, best practices, tips, and other content.	 Note: You can use Ctrl + A to select all files.
>	Closing angle brackets are used to indicate a multi-level menu cascade.	Click Settings > Network > Set network type.
Bold	Bold formatting is used for buttons, menus, page names, and other UI elements.	Click OK.
Courier font	Courier font is used for commands.	Run the <code>cd /d C:/window</code> command to enter the Windows system folder.
Italic	Italic formatting is used for parameters and variables.	<code>bae log list --instanceid Instance_ID</code>
[] or [a b]	This format is used for an optional value, where only one item can be selected.	<code>ipconfig [-all -t]</code>

Style	Description	Example
{ } or {a b}	This format is used for a required value, where only one item can be selected.	switch {active stand}

Contents

Legal disclaimer.....	I
Document conventions.....	I
1 Metric overview.....	1
2 Use the Quick Start feature in the console.....	2

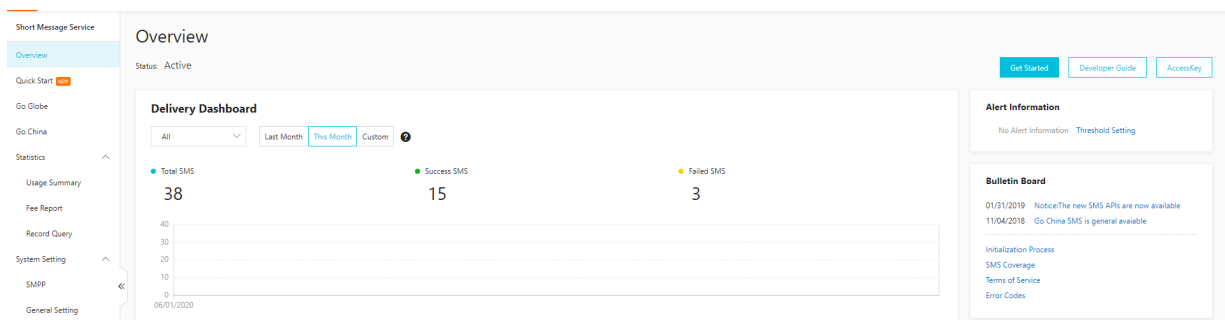
1 Metric overview

This topic describes the metrics that are displayed on the overview page of the Alibaba Cloud Short Message Service (SMS) console.

Delivery Dashboard

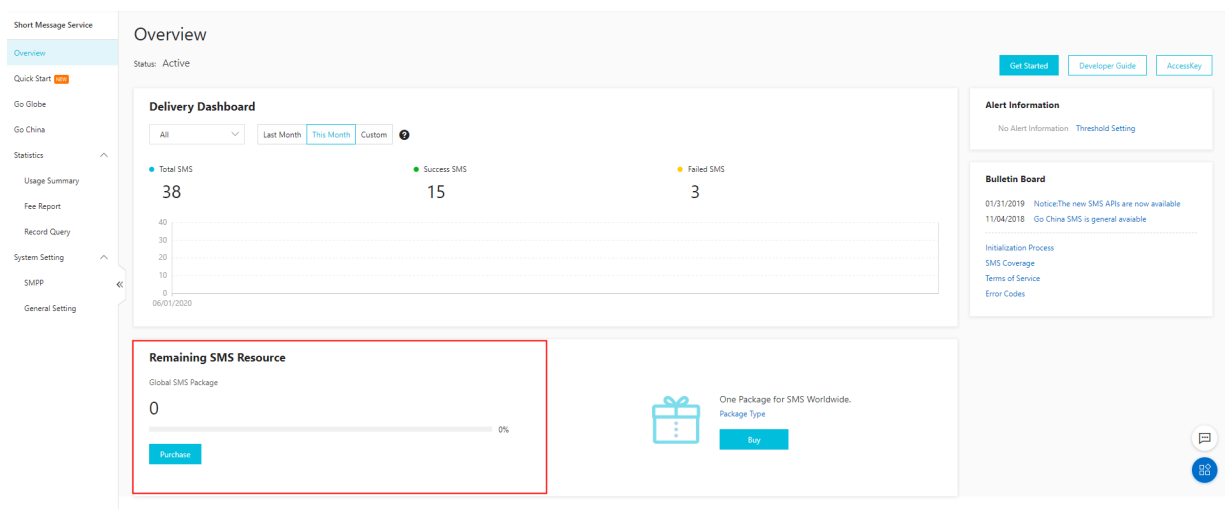
In the left-side navigation pane of the [SMS console](#), click **Overview**. You can view the trends of message delivery data in the Delivery Dashboard section. You can select **All**, **Go Global**, or **Go China** for destination countries. You can also select **This Month**, **Last Month**, or **Custom** for a time range to query.

 **Note:**
The time is displayed in UTC +8.



Remaining SMS Resource

You can view the remaining quota of your resource plan in the Remaining SMS Resource section.



2 Use the Quick Start feature in the console

Alibaba Cloud Short Message Service (SMS) provides the Quick Start feature that allows you to experience message sending in the console.

Prerequisite

Before you send SMS messages to mainland China, message signatures and templates are approved.

Procedure

1. Log on to the SMS console.
2. In the left-side navigation pane, click **Quick Start**.

3. Send a test message.

You can send the message to mainland China or a region outside mainland China. For more information about codes of different countries and regions, see [Country codes](#). If you want to send the message to mainland China, enter the country code 86.

- Send the message to a region outside mainland China
 - a. Enter a **country code** and **mobile number**.
 - b. Optional. Specify the SenderID parameter.
 - c. Specify the **Message** parameter.
 - d. Click **Send**.

Quick Start

SMS sending test

* To: 93 Phone number 0/15
Country or region: Afghanistan

SenderID: Please input SenderID 0/15
Rule Description

* Message: Please input the message 0/700

SEND

API DEMO

billing instruction - current word count is 0, billing by 0 SMS.
SMS pricing rule

This tool is to preview content, for the whole picture please see the message sent

- Send the message to mainland China
 - a. Enter the **country code** 86.
 - b. Enter a **mobile number**.
 - c. Specify the **Signature** parameter.
 - d. Specify the **Content** parameter.
 - e. Click **Send**.

Quick Start

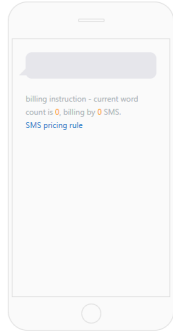
SMS sending test

* To: Phone number
Country or region: **China**

* Signature:
No signature record, [submit signature](#)

* Content:

No content can be used, [submit content now](#)



i This tool is to preview content, for the whole picture please see the message sent