

# Alibaba Cloud

## Data Transmission Service Billing

Document Version: 20220622

# Legal disclaimer

Alibaba Cloud reminds you to carefully read and fully understand the terms and conditions of this legal disclaimer before you read or use this document. If you have read or used this document, it shall be deemed as your total acceptance of this legal disclaimer.

1. You shall download and obtain this document from the Alibaba Cloud website or other Alibaba Cloud-authorized channels, and use this document for your own legal business activities only. The content of this document is considered confidential information of Alibaba Cloud. You shall strictly abide by the confidentiality obligations. No part of this document shall be disclosed or provided to any third party for use without the prior written consent of Alibaba Cloud.
2. No part of this document shall be excerpted, translated, reproduced, transmitted, or disseminated by any organization, company or individual in any form or by any means without the prior written consent of Alibaba Cloud.
3. The content of this document may be changed because of product version upgrade, adjustment, or other reasons. Alibaba Cloud reserves the right to modify the content of this document without notice and an updated version of this document will be released through Alibaba Cloud-authorized channels from time to time. You should pay attention to the version changes of this document as they occur and download and obtain the most up-to-date version of this document from Alibaba Cloud-authorized channels.
4. This document serves only as a reference guide for your use of Alibaba Cloud products and services. Alibaba Cloud provides this document based on the "status quo", "being defective", and "existing functions" of its products and services. Alibaba Cloud makes every effort to provide relevant operational guidance based on existing technologies. However, Alibaba Cloud hereby makes a clear statement that it in no way guarantees the accuracy, integrity, applicability, and reliability of the content of this document, either explicitly or implicitly. Alibaba Cloud shall not take legal responsibility for any errors or lost profits incurred by any organization, company, or individual arising from download, use, or trust in this document. Alibaba Cloud shall not, under any circumstances, take responsibility for any indirect, consequential, punitive, contingent, special, or punitive damages, including lost profits arising from the use or trust in this document (even if Alibaba Cloud has been notified of the possibility of such a loss).
5. By law, all the contents in Alibaba Cloud documents, including but not limited to pictures, architecture design, page layout, and text description, are intellectual property of Alibaba Cloud and/or its affiliates. This intellectual property includes, but is not limited to, trademark rights, patent rights, copyrights, and trade secrets. No part of this document shall be used, modified, reproduced, publicly transmitted, changed, disseminated, distributed, or published without the prior written consent of Alibaba Cloud and/or its affiliates. The names owned by Alibaba Cloud shall not be used, published, or reproduced for marketing, advertising, promotion, or other purposes without the prior written consent of Alibaba Cloud. The names owned by Alibaba Cloud include, but are not limited to, "Alibaba Cloud", "Aliyun", "HiChina", and other brands of Alibaba Cloud and/or its affiliates, which appear separately or in combination, as well as the auxiliary signs and patterns of the preceding brands, or anything similar to the company names, trade names, trademarks, product or service names, domain names, patterns, logos, marks, signs, or special descriptions that third parties identify as Alibaba Cloud and/or its affiliates.
6. Please directly contact Alibaba Cloud for any errors of this document.

# Document conventions

Style	Description	Example
 <b>Danger</b>	A danger notice indicates a situation that will cause major system changes, faults, physical injuries, and other adverse results.	 <b>Danger:</b> Resetting will result in the loss of user configuration data.
 <b>Warning</b>	A warning notice indicates a situation that may cause major system changes, faults, physical injuries, and other adverse results.	 <b>Warning:</b> Restarting will cause business interruption. About 10 minutes are required to restart an instance.
 <b>Notice</b>	A caution notice indicates warning information, supplementary instructions, and other content that the user must understand.	 <b>Notice:</b> If the weight is set to 0, the server no longer receives new requests.
 <b>Note</b>	A note indicates supplemental instructions, best practices, tips, and other content.	 <b>Note:</b> You can use Ctrl + A to select all files.
>	Closing angle brackets are used to indicate a multi-level menu cascade.	Click <b>Settings</b> > <b>Network</b> > <b>Set network type</b> .
<b>Bold</b>	Bold formatting is used for buttons, menus, page names, and other UI elements.	Click <b>OK</b> .
Courier font	Courier font is used for commands	Run the <code>cd /d C:/window</code> command to enter the Windows system folder.
<i>Italic</i>	Italic formatting is used for parameters and variables.	<code>bae log list --instanceid</code> <i>Instance_ID</i>
[] or [a b]	This format is used for an optional value, where only one item can be selected.	<code>ipconfig [-all -t]</code>
{ } or {a b}	This format is used for a required value, where only one item can be selected.	<code>switch {active stand}</code>

# Table of Contents

1.Billing methods .....	05
2.Expiration policies for subscriptions .....	09
3.Overdue payments for pay-as-you-go .....	10
4.Renew a subscription instance .....	11
5.Switch from pay-as-you-go to subscription .....	13

# 1. Billing methods

This topic describes the payment methods, billing methods, and billable items of Data Transmission Service (DTS).

## Pricing

For details about how DTS is priced, see [DTS pricing](#).

## Payment methods

You can use the following methods to pay for DTS:

- Bank card
- PayPal

Alibaba Cloud pre-authorizes your PayPal account after your pay-as-you-go resources start to incur fees.


- Paytm (India)

Only for users in India. Alibaba Cloud pre-authorizes your Paytm account after your pay-as-you-go resources start to incur fees. Note that coupons are used to pay for your resource usage before bills are issued. No actual payments are involved.


## Billing methods


DTS provides two billing methods for you to choose from: subscription and pay-as-you-go. Note that data migration instances support only pay-as-you-go.

Billing method	Supported DTS features	Description
Subscription	<ul style="list-style-type: none"><li>• Data synchronization</li><li>• Change tracking</li></ul>	<ul style="list-style-type: none"><li>• You pay for your subscription when you create an instance. Subscription lengths are monthly or yearly.</li><li>• If you plan to use DTS for a month or longer, we recommend that you select this billing method because it will be more cost effective.</li><li>• You cannot release a subscription instance. If the subscription is not renewed, the instance expires at the end of the subscription period.</li><li>• You cannot switch the billing method of an instance from subscription to pay-as-you-go.</li></ul>

Billing method	Supported DTS features	Description
Pay-as-you-go	<ul style="list-style-type: none"> <li>Data migration</li> <li>Data synchronization</li> <li>Change tracking</li> </ul>	<ul style="list-style-type: none"> <li>Your instances are billed based on the time your tasks are running. A pay-as-you-go instance is billed on an hourly basis. The hourly fee is calculated based on the instance class and you are charged by using your chosen billing method.</li> <li>You can release a pay-as-you-go instance at any time. For more information, see <a href="#">Release pay-as-you-go instances</a>.</li> <li>We recommend that you select this billing method for short-term use.</li> <li>You can switch a pay-as-you-go instance to a subscription instance. For more information, see <a href="#">Switch from pay-as-you-go to subscription</a>.</li> </ul> <div> <p> <b>Note</b></p> <ul style="list-style-type: none"> <li>For data synchronization and data migration tasks, you will be billed during the period when the tasks are paused.</li> <li>When data synchronization or incremental data migration is paused, DTS temporarily stops writing data to the destination database but continues to read logs from the source database. This helps to quickly resume data synchronization or migration once the task is resumed.</li> </ul> </div>

## Billable items

DTS feature	Billable item	Billing rule
	Instance class	<ul style="list-style-type: none"> <li>You are only billed when incremental data migration is in progress, including the period when the incremental data migration is paused. You are not billed for schema migration and full data migration.</li> </ul> <div> <p> <b>Note</b> If data migration fails, you will not be charged during the period in which the migration has a failed status.</p> </div> <ul style="list-style-type: none"> <li>Within one hour before an overdue payment occurs, if you have used the service for no more than half an hour, you are billed for half an hour of service usage. If you have used the service for more than half an hour, you are billed for one hour of service usage.</li> </ul>

Data migration DTS feature	Billable item	Billing rule
	Internet traffic charges	<p>DTS involves two types of public network traffic: inbound traffic (inbound traffic to Alibaba Cloud services) and outbound traffic (outbound traffic from Alibaba Cloud services).</p> <ul style="list-style-type: none"> <li>Outbound traffic: You are billed for the outbound traffic that is generated. For example, you are billed when you migrate a self-managed database on an ECS instance or an Alibaba Cloud database to an on-premises database over the Internet.</li> <li>Inbound traffic: You are not billed for the inbound traffic that is generated. For example, you are not billed when you migrate an on-premises database to a self-managed database on an ECS instance or an Alibaba Cloud database over the Internet.</li> </ul> <div> <p> <b>Note</b> Internet traffic charges are based on the actual traffic that is generated. The unit price is USD 0.15 per GB. Traffic of less than 1 GB is charged as 1 GB.</p> </div>
Data synchronization	Instance class	<ul style="list-style-type: none"> <li>Pay-as-you-go <p>Billing starts when the task configuration is completed and the task is started. You are also billed during the period when the task is paused.</p> <p>Within one hour before an overdue payment occurs, if you have used the service for no more than half an hour, you are billed for half an hour of service usage. If you have used the service for more than half an hour, you are billed for one hour of service usage.</p> </li> <li>Subscription <p>You must pay for your subscription based on the instance class, subscription period, and number of instances.</p> </li> </ul>
Change tracking	Instance class	<ul style="list-style-type: none"> <li>Pay-as-you-go <p>Billing starts when the task configuration is completed and the task is started.</p> <p>Within one hour before an overdue payment occurs, if you have used the service for no more than half an hour, you are billed for half an hour of service usage. If you have used the service for more than half an hour, you are billed for one hour of service usage.</p> </li> <li>Subscription <p>You must pay for your subscription based on the instance class, subscription period, and number of instances.</p> </li> </ul>
	Amount of subscribed data	Free

---

DTS feature	Billable item	Billing rule
	Internet traffic charges	Free



## 2.Expiration policies for subscriptions

If your subscription for a Data Transmission Service (DTS) instance expires, the data transmission workloads stop running. If you do not renew your subscription within seven days after the instance stops providing services, the system releases the instance and deletes all configurations associated with the task. Released instances cannot be recovered.


### Recommendations to avoid service interruption

To avoid service interruptions, we recommend that you renew your subscription before it expires or enable auto-renewal. For more information, see [Renew a subscription instance](#).

Make sure that your selected payment method has sufficient funds to cover the payment.

## 3. Overdue payments for pay-as-you-go

If a payment for a pay-as-you-go DTS instance becomes overdue, the associated task stops working after 24 hours. To minimize disruption to your business, ensure that your payment method details are correct and you have sufficient balance to cover pay-as-you-go fees.

 **Warning** You may receive notifications in the DTS console that you have overdue payments. When this occurs, please clear all overdue payments to avoid instances being released. Note that your instances may be released at a system-selected time after the payment due date.

### How DTS handles overdue payments

- DTS can be used normally for the first 24 hours after a payment becomes overdue.
- If you do not complete the overdue payment within 24 hours, data replication tasks will be stopped and you will be no longer able to use DTS.
- If you do not complete the overdue payment within seven days of when DTS stops providing services, the system releases the DTS instance and deletes all data associated with the instance. Released instances cannot be recovered.

## 4. Renew a subscription instance

You can renew an instance that uses the subscription billing method either manually or by enabling auto-renewal.

**Note** After a subscription expires, you must renew the subscription within seven days. Otherwise, the instance will be released and cannot be recovered. To avoid service interruptions caused by an expired subscription, we recommend that you renew the subscription or enable auto-renewal before the subscription expires.

### Manually renew the subscription of a subscription instance

1. Log on to the [DTS console](#).
2. In the left-side navigation pane, click **Data Synchronization** or **Change Tracking**.
3. Find the target instance and click **Renew** in the **Actions** column.

<input type="checkbox"/>	Instance ID/Task Name	Status	Synchronization Details	Billing Method	Synchronization Mode(All) ▾	Actions
<input type="checkbox"/>		Not Configured		Subscription 2019-12-08 00:00:00 Expire	One-Way Synchronization	<a href="#">Configure Synchronization Channel</a> <a href="#">Renew</a> <a href="#">Upgrade</a> <a href="#">More</a>

4. On the **Renew** page, select an auto-renewal cycle and select **Data Transmission Service Agreement of Service**.

Renewal Duration

1 month

2

3

4

5

6

7

8

9

1 yr

2 yr

3 yr

Expiration Time after Renew: 11/20/2019 00:00:00

Coupon

Price

☒ Data Transmission Service Agreement of Service

Pay

5. Click **Pay** and follow the instructions to complete the payment.

### Enable auto-renewal

Auto-renewal allows you to automatically renew your instances that use the subscription billing method each month. You can enable auto-renewal by following these steps:

1. Log on to the [DTS console](#).
2. In the top navigation bar, choose **Billing Management** > **Renew**.
3. In the left-side navigation pane, click **Data Transmission Service**.
4. Find the target instance and click **Enable Auto-Renewal** in the **Actions** column.

**Renew**

Data Transmission Service

All Times

Instance ID  Enter the instance ID

**Manually Renew** Auto-Renew Don't Renew

Instances to Manually Renew: 1

<input type="checkbox"/>	Instance ID	Status	Expiration Date	Remaining Days	Actions
<input type="checkbox"/>	[REDACTED]	Normal	Oct 20, 2019, 00:00	30 Days	<a href="#">Renew</a> <a href="#">Enable Auto-Renew</a> <a href="#">Don't Renew</a>

☐ Enable Auto-Renew ☐ Don't Renew

1 Results < Previous **1** Next >

5. In the **Enable Auto-Renewal** dialog box, select an **Auto-Renewal Cycle**, and click **Enable**.

**Enable Auto-Renew**

1. With auto-renewal, you will be charged from 3 days before the service expires. Make sure that you have sufficient balance in your credit card or other methods of payment.

2. If you manually renew your instance before the charge date, the auto-renewal occurs based on the new expiration date.

3. If you set up auto-renewal today, it would be effective from tomorrow, and using credit is supported.

Renews these products on expiration, **Auto-Renew Cycle**

Instance ID	Expiration Date	Remaining Days
[REDACTED]	Oct 20, 2019, 00:00	30 Days

#### Note

- The payment for auto-renewal is due nine days before the subscription expires. You must ensure that the balance of the payment method is sufficient so that the subscription can renew.
- After you enable auto-renewal, the system will automatically renew the subscription based on the auto-renewal cycle that you select. For example, if you select a three-month auto-renewal cycle, you will be charged a three-month subscription fee upon each auto-renewal.

# 5. Switch from pay-as-you-go to subscription

You can switch the billing method of an instance that has an associated task in data synchronization mode or change tracking mode from pay-as-you-go to subscription. The migration channels of the instance are unaffected when you switch the billing method.

## Precautions

- After you switch the billing method of a pay-as-you-go instance to subscription, you cannot switch the billing method back to pay-as-you-go. Make sure that you need to switch the billing method of your DTS instance.
- DTS instances with an associated task in data migration mode only support the pay-as-you-go billing method. You cannot switch the billing method of instances with a task in data migration mode to subscription.

## Prerequisites

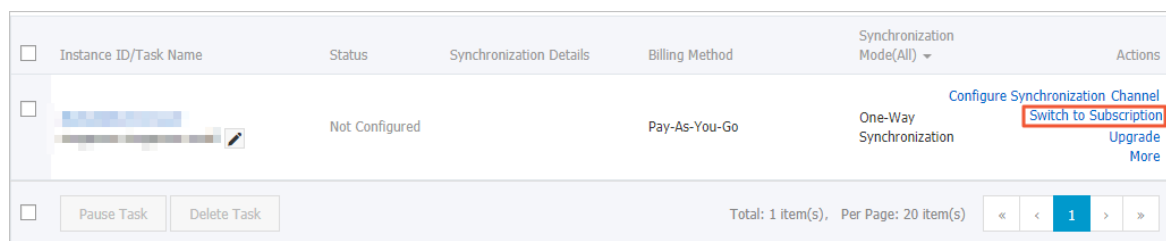
Before you switch billing method, make sure the following requirements are met:

- The instance is a pay-as-you-go instance that has an associated task in data synchronization or change tracking mode.
- For a task in data synchronization mode, you do not want to change the following parameters of the instance: Source Instance, Source Region, Target Instance, Target Region, and Synchronization Topology. These parameters must stay the same before and after you change billing method.
- For a task in change tracking mode, you do not want to change the Source Region parameter of the instance. This parameter must stay the same before and after you change billing method.

## Procedure

**Note** Before you switch a pay-as-you-go instance to subscription, you must already have a subscription instance. You can create a subscription instance if you do not have one already.

- Log on to the [DTS console](#).
- In the left-side navigation pane, click **Change Tracking** or **Data Synchronization**.
- Find the instance that you want to switch and click **Switch to Subscription** in the **Actions** column.



- In the **Switch to Subscription** dialog box, select the subscription instance that you have created.

**Note** After the billing method is switched from pay-as-you-go to subscription, DTS releases the pay-as-you-go instance and you are no longer charged pay-as-you-go fees.

Switch to Subscription

Note: After the billing method is switched to Subscription, the original Pay-As-You-Go instance is released and stops charging service fees.

\* Subscription Instance:

You have selected 1 Instance ^ Are you sure you want to switch the billing method to Subscription?

OK

Cancel

5. Click **OK**.