

Alibaba Cloud

Data Transmission Service Pricing

Document Version: 20210806

Legal disclaimer

Alibaba Cloud reminds you to carefully read and fully understand the terms and conditions of this legal disclaimer before you read or use this document. If you have read or used this document, it shall be deemed as your total acceptance of this legal disclaimer.

1. You shall download and obtain this document from the Alibaba Cloud website or other Alibaba Cloud-authorized channels, and use this document for your own legal business activities only. The content of this document is considered confidential information of Alibaba Cloud. You shall strictly abide by the confidentiality obligations. No part of this document shall be disclosed or provided to any third party for use without the prior written consent of Alibaba Cloud.
2. No part of this document shall be excerpted, translated, reproduced, transmitted, or disseminated by any organization, company or individual in any form or by any means without the prior written consent of Alibaba Cloud.
3. The content of this document may be changed because of product version upgrade, adjustment, or other reasons. Alibaba Cloud reserves the right to modify the content of this document without notice and an updated version of this document will be released through Alibaba Cloud-authorized channels from time to time. You should pay attention to the version changes of this document as they occur and download and obtain the most up-to-date version of this document from Alibaba Cloud-authorized channels.
4. This document serves only as a reference guide for your use of Alibaba Cloud products and services. Alibaba Cloud provides this document based on the "status quo", "being defective", and "existing functions" of its products and services. Alibaba Cloud makes every effort to provide relevant operational guidance based on existing technologies. However, Alibaba Cloud hereby makes a clear statement that it in no way guarantees the accuracy, integrity, applicability, and reliability of the content of this document, either explicitly or implicitly. Alibaba Cloud shall not take legal responsibility for any errors or lost profits incurred by any organization, company, or individual arising from download, use, or trust in this document. Alibaba Cloud shall not, under any circumstances, take responsibility for any indirect, consequential, punitive, contingent, special, or punitive damages, including lost profits arising from the use or trust in this document (even if Alibaba Cloud has been notified of the possibility of such a loss).
5. By law, all the contents in Alibaba Cloud documents, including but not limited to pictures, architecture design, page layout, and text description, are intellectual property of Alibaba Cloud and/or its affiliates. This intellectual property includes, but is not limited to, trademark rights, patent rights, copyrights, and trade secrets. No part of this document shall be used, modified, reproduced, publicly transmitted, changed, disseminated, distributed, or published without the prior written consent of Alibaba Cloud and/or its affiliates. The names owned by Alibaba Cloud shall not be used, published, or reproduced for marketing, advertising, promotion, or other purposes without the prior written consent of Alibaba Cloud. The names owned by Alibaba Cloud include, but are not limited to, "Alibaba Cloud", "Aliyun", "HiChina", and other brands of Alibaba Cloud and/or its affiliates, which appear separately or in combination, as well as the auxiliary signs and patterns of the preceding brands, or anything similar to the company names, trade names, trademarks, product or service names, domain names, patterns, logos, marks, signs, or special descriptions that third parties identify as Alibaba Cloud and/or its affiliates.
6. Please directly contact Alibaba Cloud for any errors of this document.

Document conventions

Style	Description	Example
 Danger	A danger notice indicates a situation that will cause major system changes, faults, physical injuries, and other adverse results.	 Danger: Resetting will result in the loss of user configuration data.
 Warning	A warning notice indicates a situation that may cause major system changes, faults, physical injuries, and other adverse results.	 Warning: Restarting will cause business interruption. About 10 minutes are required to restart an instance.
 Notice	A caution notice indicates warning information, supplementary instructions, and other content that the user must understand.	 Notice: If the weight is set to 0, the server no longer receives new requests.
 Note	A note indicates supplemental instructions, best practices, tips, and other content.	 Note: You can use Ctrl + A to select all files.
>	Closing angle brackets are used to indicate a multi-level menu cascade.	Click Settings > Network > Set network type .
Bold	Bold formatting is used for buttons, menus, page names, and other UI elements.	Click OK .
<code>Courier font</code>	Courier font is used for commands	Run the <code>cd /d C:/window</code> command to enter the Windows system folder.
<i>Italic</i>	Italic formatting is used for parameters and variables.	<code>bae log list --instanceid</code> <i>Instance_ID</i>
[] or [a b]	This format is used for an optional value, where only one item can be selected.	<code>ipconfig [-all -t]</code>
{ } or {a b}	This format is used for a required value, where only one item can be selected.	<code>switch {active stand}</code>

Table of Contents

1.Pricing -----	05
2.Switch the billing method from pay-as-you-go to subscription -----	08
3.Manually renew a subscription instance -----	10
4.Enable auto-renewal -----	11
5.Subscription expiry and overdue payments -----	13

1.Pricing

This topic describes the billing methods, billing items, and pricing of Data Transmission Service (DTS).


Pricing details


For more information, see [DTS pricing](#).

Billing methods

Billing method	Supported instance	Description
Subscription	<ul style="list-style-type: none">Change tracking instanceData synchronization instance	<ul style="list-style-type: none">You must pay for your subscription when creating an instance.We recommend that you select this billing method for long-term use because it is more cost-effective than the pay-as-you-go billing method. You can save more with longer subscription periods.You cannot release a subscription instance.You cannot switch a subscription instance to a pay-as-you-go instance.
Pay-as-you-go	<ul style="list-style-type: none">Data migration instanceChange tracking instanceData synchronization instance	<ul style="list-style-type: none">Your instances are billed based on actual usage. A pay-as-you-go instance is billed on an hourly basis. The hourly fee is calculated based on the configurations of the instance and deducted from your bank account.We recommend that you select this billing method for short term use. You can save costs by releasing the instance when it is no longer required.You can switch a pay-as-you-go instance to a subscription instance. For more information, see Switch from pay-as-you-go to subscription.

Billing items and rules

Instance	Billing item	Billing rule
	Instance configurations	<ul style="list-style-type: none">You are only billed when the incremental data migration is in progress (including the period when the incremental data migration is paused). You are not billed for schema migration and full data migration.<div> Note No charges will be incurred during the period when the incremental data migration fails.</div>Within one hour before an overdue payment occurs, if you have used the service for no more than half an hour, you are billed for half an hour of service usage. If you have used the service for more than half an hour, you are billed for one hour of service usage.

Data Migration instance	Billing item	Billing rule
Change tracking instance	Public network traffic	<p>DTS involves two types of public network traffic: inbound traffic and outbound traffic.</p> <ul style="list-style-type: none"> Outbound traffic: You are billed for the outbound traffic that is generated. For example, when you migrate a user-created database on an ECS instance or an Alibaba Cloud database to a local database through the public network. Inbound traffic: You are not billed for the inbound traffic that is generated. For example, when you migrate a local database to a user-created database on an ECS instance or an Alibaba Cloud database through the public network. <p> Note The public network traffic fee is charged based on the actual traffic that is generated. The traffic of less than 1 GB is charged as 1 GB.</p>
	Instance configurations	<ul style="list-style-type: none"> Pay-as-you-go <p>Billing starts after the instance configuration is complete and the instance is started.</p> <p>Within one hour before an overdue payment occurs, if you have used the service for no more than half an hour, you are billed for half an hour of service usage. If you have used the service for more than half an hour, you are billed for one hour of service usage.</p> <ul style="list-style-type: none"> Subscription <p>You must pay for your subscription based on the instance configurations, subscription period, and number of instances that you specify when creating instances.</p>
	Amount of subscribed data	Free
	Public network traffic	Free

Instance	Billing item	Billing rule
Data synchronization instance	Instance configurations	<ul style="list-style-type: none">• Pay-as-you-go Billing starts after the instance configuration is complete and the instance is started. (The period when the instance is paused is also billed.) Within one hour before an overdue payment occurs, if you have used the service for no more than half an hour, you are billed for half an hour of service usage. If you have used the service for more than half an hour, you are billed for one hour of service usage.• Subscription You must pay for your subscription based on the instance configurations, subscription period, and number of instances that you specify when creating instances.

FAQ

- What are the differences between different channel specifications?

For more information, see [Specifications of data migration channels](#) and [Specifications of data synchronization channels](#).

- Why is the price of data synchronization higher than that of data migration?

Data synchronization comes with more advanced features. For example, you can modify the objects to be synchronized. You can configure two-way data synchronization between MySQL databases. In addition, the data synchronization feature ensures low network latency through data transmission over the internal network.

2. Switch the billing method from pay-as-you-go to subscription

This topic describes how to switch the billing method of a data synchronization instance or change tracking instance from pay-as-you-go to subscription. The switch of the billing method has no impact on the underlying channels.

Prerequisites

A subscription instance is created. The subscription instance meets the following requirements:

- For a data synchronization instance, the following parameters of the subscription instance are the same as those of the data synchronization instance: **Source Instance**, **Source Region**, **Target Instance**, **Target Region**, and **Synchronization Topology**.
- For a change tracking instance, the **Source Region** parameter of the subscription instance is the same as that of the change tracking instance.


For more information about how to purchase a data synchronization instance or change tracking instance, see [Purchase procedure](#).

Precautions


- The billing method of subscription instances cannot be switched to pay-as-you-go. To prevent resource waste, determine whether you need to switch the billing method of your resources.
- Data migration instances are all pay-as-you-go instances. You do not need to switch the billing method of data migration instances.
- The switch of the billing method from pay-as-you-go to subscription has no impact on the underlying channels.

Procedure

1. Log on to the [DTS console](#).
2. In the left-side navigation pane, click **Change Tracking** or **Data Synchronization**.
3. Find the target instance and click **Switch to Subscription** in the **Actions** column.

<input type="checkbox"/>	Instance ID/Task Name	Status	Synchronization Details	Billing Method	Synchronization Mode(All) ▾	Actions
<input type="checkbox"/>		Not Configured		Pay-As-You-Go	One-Way Synchronization	Configure Synchronization Channel Switch to Subscription Upgrade More
<input type="checkbox"/>	Pause Task	Delete Task	Total: 1 item(s), Per Page: 20 item(s)			

4. In the **Switch to Subscription** dialog box, select the subscription instance that you have created.

 **Note** After the billing method is switched from pay-as-you-go to subscription, DTS releases the pay-as-you-go instance.

Switch to Subscription

Note: After the billing method is switched to Subscription, the original Pay-As-You-Go instance is released and stops charging service fees.

* Subscription Instance:

You have selected 1 Instance ^ Are you sure you want to switch the billing method to Subscription?

OK

Cancel

5. Click **OK**.

3. Manually renew a subscription instance

After a subscription instance expires, you must renew the subscription within seven days. Otherwise, the instance will be released and cannot be recovered. To avoid service interruptions caused by expired subscription, we recommend that you renew the subscription or enable auto-renewal before the instance expires.

Note Data migration tasks only support the pay-as-you-go billing method. You do not need to perform this operation for data migration tasks.

Prerequisites

The billing method of the instance is subscription.

Procedure

1. Log on to the [DTS console](#).
2. In the left-side navigation pane, click **Data Synchronization** or **Change Tracking**.
3. Find the target instance and click **Renew** in the **Actions** column.

<input type="checkbox"/>	Instance ID/Task Name	Status	Synchronization Details	Billing Method	Synchronization Mode(All) ▾	Actions
<input type="checkbox"/>		Not Configured		Subscription 2019-12-08 00:00:00 Expire	One-Way Synchronization	Configure Synchronization Channel Renew Upgrade More

4. On the **Renew** page, select an **auto-renewal cycle** and select **Data Transmission Service Agreement of Service**.

Renewal Duration

1 month

2

3

4

5

6

7

8

9

1 yr

2 yr

3 yr

Expiration Time after Renew: 11/20/2019 00:00:00

Coupon

Price

☒ Data Transmission Service Agreement of Service

Pay

5. Click **Pay** and follow the instructions to complete the payment.

References

[Enable auto-renewal](#)

4.Enable auto-renewal

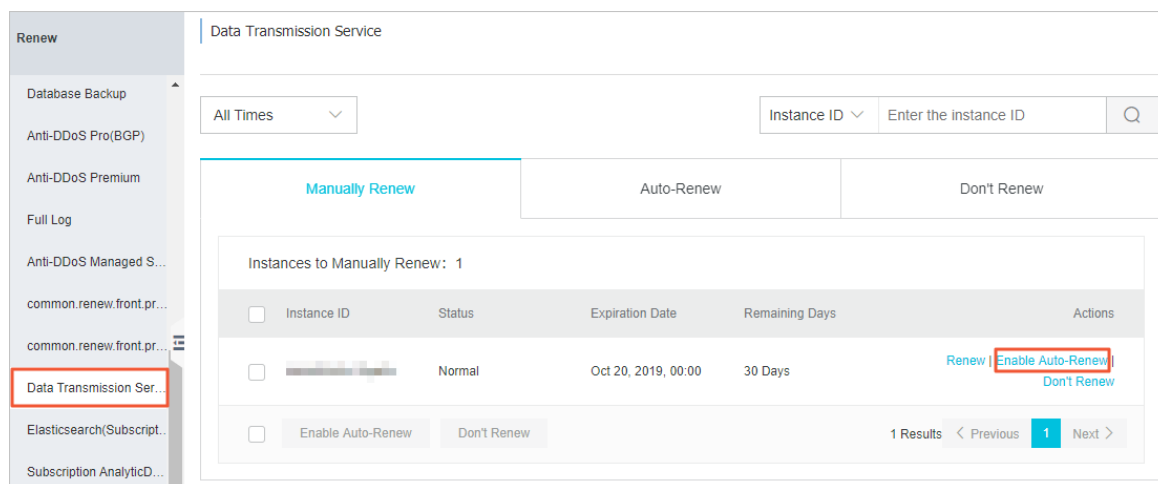
If you do not select auto-renewal when purchasing a subscription instance, you can enable auto-renewal in the Alibaba Cloud console. After you enable auto-renewal, you do not need to regularly renew the subscription. You no longer need to be concerned about service interruptions caused by expired subscription.

Note

- The payment for auto-renewal is due nine days before the subscription expires. You must ensure that the balance of the payment method is sufficient. If your instance will expire tomorrow, you can [Manually renew a subscription instance](#).
- After you enable auto-renewal, the system will automatically renew the subscription based on the auto-renewal cycle that you select. For example, if you select a three-month auto-renewal cycle, you will be charged a three-month subscription fee upon each auto-renewal.

Procedure

1. Log on to the [DTS console](#).
2. In the top navigation bar, choose **Billing Management > Renew**.
3. In the left-side navigation pane, click **Data Transmission Service**.
4. Find the target instance and click **Enable Auto-Renewal** in the **Actions** column.



5. In the **Enable Auto-Renewal** dialog box that appears, select an auto-renewal cycle, and click **Enable**.

Enable Auto-Renew

1. With auto-renewal, you will be charged from 3 days before the service expires. Make sure that you have sufficient balance in your credit card or other methods of payment.

2. If you manually renew your instance before the charge date, the auto-renewal occurs based on the new expiration date.

3. If you set up auto-renewal today, it would be effective from tomorrow, and using credit is supported.

Renews these products on expiration, Auto-Renew Cycle

3 Months


Instance ID	Expiration Date	Remaining Days
	Oct 20, 2019, 00:00	30 Days

Not Now

Enable Auto-Renew

5. Subscription expiry and overdue payments

If the subscription of a Data Transmission Service (DTS) instance expires or an overdue payment occurs, the data transmission channel stops working. If you do not clear the overdue payment within seven days after the service stops, the system releases the data transmission channel and deletes all data in the channel.

 **Warning** The system may send you notifications that you have overdue payments. When this occurs, please clear all overdue payments to avoid instances being released. Please note that your instances may be released at a system-selected time after the payment due date.

Billing method	Impacts of subscription expiry and overdue payments
Subscription	<ul style="list-style-type: none">• When a subscription instance expires, the data transmission channel stops providing services and all console operations are unavailable.• If you do not renew your subscription within seven days after the channel stops providing services, the system releases the channel and deletes all data in the channel. Released channels cannot be recovered.
Pay-as-you-go	<ul style="list-style-type: none">• The service is available within 24 hours after an overdue payment occurs.• If you do not clear the overdue payment within 24 hours, data transmissions will be locked and the service will be stopped.• If you do not clear the overdue payment within seven days after the channel stops providing services, the system releases the channel and deletes all data in the channel. Released channels cannot be recovered.

Proposed operations

- To avoid interruptions to the operations of your business, we recommend that you renew your subscription before it expires or enable auto-renewal. For more information, see [Manual renewal of a subscription instance](#) or [Enable auto-renewal](#).
- Make sure that you have sufficient funds in your bank account to cover the payment.